

CONTRACT DOCUMENTS, SPECIFICATIONS
AND
CONTRACT DRAWINGS
FOR
ASCENSION PARISH

Channel Improvements at
Sides Bayou, Courthouse Lateral, & Bayou Francois Lateral
Task Order #2021-HEI-001, #06-EAD-2021, & 07-EAD-2021

ADDENDUM NO. 1

DATE ISSUED: February 23, 2023

BID DATE: March 1st, 2023, at 10:00 AM

BID LOCATION: Ascension Parish Purchasing Department
615 E. Worthey St.
Gonzales, LA 70707


This addendum shall be part of the Contract Documents as provided in the Instructions to Bidders.

The following items are issued to add to, modify, and clarify the Contract Documents. These items shall have full force and effect as in the Contract Documents, and the cost involved shall be included in the bid prices.

Acknowledge receipt of the addendum by inserting its number and date on the Bid Form of the Bid Documents. Failure to do so may subject the bidder to rejection.

This Addendum No. 1 consists of (7) pages.

SIGN-IN SHEET



2-23-23



ASCENSION PARISH CHANNEL CONCRETE LINING
MANDATORY PRE-BID MEETING
SIGN-IN SHEET
2/14/2023

COMPANY: (PRINT)	NAME: (PRINT)
Kort's Construction Services	Charlie Gerkin
Spinks Construction Inc	James Spinks
L King	Joe Hargraves
L King Co.	Greg McMorris
Shoers-Whittle Construction, LLC	Taylor Rayer
Merrick, LLC	JUSTIN CASPARD
CSSI	Dean Deville
ECS Southeast	Lisa Smith
Industrial Enterprises Inc	Darren Arbour
HARD ROCK CONSTRUCTION	LEAH ARELLANO
ADGI - Purchasing	Davin Russ
LA Contracting and LLC	Brent Rodriguez
Bone Services LLC	Dustin Bone
Jared Moncoaux ^{Hartman} Eng.	
Hartman Eng	John R. Gardney
Headrick Construction Inc	Justin Headrick
US Fusion	Clay Carkey
Hendrick Construction	Brent Stokes
ECS, INC.	TODD ROBERTS
Buck Town Contractors & Co.	Eric LeBougeois



**ASCENSION PARISH CHANNEL CONCRETE LINING
MANDATORY PRE-BID MEETING
SIGN-IN SHEET
2/14/2023**

COMPANY: (PRINT)	NAME: (PRINT)
Industrial Enterprises	Justin Cornes
US Fusion	Greg Frigon

CONTRACTOR QUESTIONS

Q1. Page 19 of the project manual, Division 0-Article 3; 2nd paragraph says that a Building Construction license is required to bid this project; This category seems out of place for a job of this type; We request permission to bid this job with “Heavy Construction” or “Highway, Street and Bridge” license.

A1. Building Construction License will not be required for this project. Heavy Construction or Highway, Street, and Bridge will be allowed.

Q2. Sta 200+00 on Sheet # 4 has the same coordinates as Sta 300+00 on Sheet # 5. Can you provide the correct coordinates for Sta 300+00?

A2. On Sheet #5, Sta 300 + 00, the correct coordinates should be:
N: 627774.74
E: 3412444.93

Q3. Please verify if the liquidated damages are \$500 (pre-bid sheet) or \$1,000 (in Specifications)

A3. Liquidated damages are \$1,000/day.

Q4. What is the estimated cost for this project?

A4. Estimate ranges from \$900,000 - \$1,200,000.

Q5. Is picking up the plans and specifications from the engineer a requirement to bid?

A5. No

Q6. The agenda for the pre-bid states that the license requirements is: Highway, Street, and Bridges. Please verify the classification for license.

- A6.** Heavy Construction or Highway, Street, and Bridge will be allowed.
- Q7.** The agenda for the pre-bid states that the liquidated damages will be \$500.00 per day, the sample contract states \$1,000.00 per day. Please clarify.
- A7.** \$1,000 / per day
- Q8.** At the pre-bid it was said that the walk bridge at the Courthouse could be removed and re-installed, is the bridge anchored to the bridge foundations?
- A8.** Assume the bridge cannot be lifted.
- Q9.** Will the sign-in Sheet for the pre-bid be included in the addendum?
- A9.** Sign-in sheet is included in this Addendum.
- Q10.** What is the estimated budget for the project?
- A10.** Ranges from \$900,000 - \$1,200,000

SPECIFICATIONS

- Q1.** Clearing and Grubbing – Engineer to designate trees, shrubs plants and other items to remain. The only site that would have these items is the Sides Bayou. Will the shrubs and trees in the right-of-way be required to be relocated?
- A1.** Trees/shrubs are to be removed to access the site and construction. All work is to be done within Drainage Servitude.
- Q2.** Clearing and Grubbing 201.02 – we may be required to mow grass as required by engineer. Please elaborate.
- A2.** Contractor to maintain Drainage Servitude during construction duration.
- Q3.** Excavation and Embankment 203.02 – Geotextile fabric to be woven fabric, the plans sheet 3 calls for non-woven fabric. Please clarify.
- A3.** Nonwoven under Fabric-Formed Concrete
- Q4.** Aggregate Surface Course 401.01 – to be installed per typical cross sections shown on plans. Is this pertaining to the pipe and catch basin installation? Also, will aggregate be required under the 6” driveway replacement: If so, how thick?
- A4.** See Revised Sheet 3a for Pipe and Catch Basin Bedding Details. Driveway will have 6” Stone Bedding.
- Q5.** Concrete Walks, Drives, and Incidentals 706 – what kind of re-inforcement will be required?
- A5.** 6 x 6 WWF

Q6. Slab Sodding 714 – will be installed as shown on the plans or as directed. There is none shown on the plans, should we just bid the allocated amount of square yard (1668) on the bid sheet?

A6. Yes, bid on plan quantity. Engineer will direct Contractor on locations.

Q7. Fabric Formed Concrete S001.02 – Hydrotex Uniform Section or approved equal. Please see the attached submittals for approved equals.

A7. Submittals will only be reviewed after being awarded to Contractor.

Q8. General – what is the allowed work hours?

A8. 8 am – 5 pm, no weekends. Contractor may submit to Engineer a request to deviate.

PLANS

Q1. Sheet 2 – NOTE 19, Broken Concrete, call for payment under “Muck Excavation”, would this be considered 203-02-00100 Drainage Excavation or 203-10-00100 Cleaning of Ditches?

A1. No, Broken Concrete to be paid for under Muck Excavation.

Q2. Sheet 4 – dimensions for the RCP is labeled in inches, should the “x number” be in feet?

A2. Correct, Structure #'s 100, 101, & 103 are 20 feet in length; Structure # 102 is 36 feet in length.

Q3. Sheet 4 – there is a light pole for the service to the resident that appears to be located in the turn down area of the Fabric formed concrete. Please advise.

A3. Form the Fabric around the Power Pole similar to detail on Sheet 3a.

Q4. Sheets 5 & 6 – can the Eatel/Rev drives/parking area be used as access to the site?

A4. Yes, however, Contractor must get written permission from REV prior to Mobilizing.

Q5. Sheet 6 – upon site visit, there appears to be a new 36” PVC pipe installed beside the 18” & 10” shown on the drawings. Please verify.

A5. Correct, this 36” was installed during Bidding. See revised Sheet 6.

Q6. Sheet 7 – same as item 2, sheet 4.

A6. Correct, Structure # 401 is 8 feet in length.

Q7. Sheets 9 & 10 – What is being shown with the “REQ'D R/W”?

A7. Disregard the REQ'D R/W.

END OF ADDENDUM

N.T.S.

N.T.S.

NOTE:

PENETRATIONS THROUGH THE MATTRESS SHALL BE FIELD CUT AND SEWN AROUND THE OBJECT TO FORM A TIGHT SEAL. A CORD OR PIECE OF ROPE CAN BE SEWN INTO THE FABRIC TO ENSURE A TIGHT SEAL BY TYING OFF AROUND THE OBJECT. ANY OPEN SPACES OR VOIDS THAT MAY OCCUR SHOULD BE FILLED WITH GROUT TO ENSURE A TIGHT SEAL.


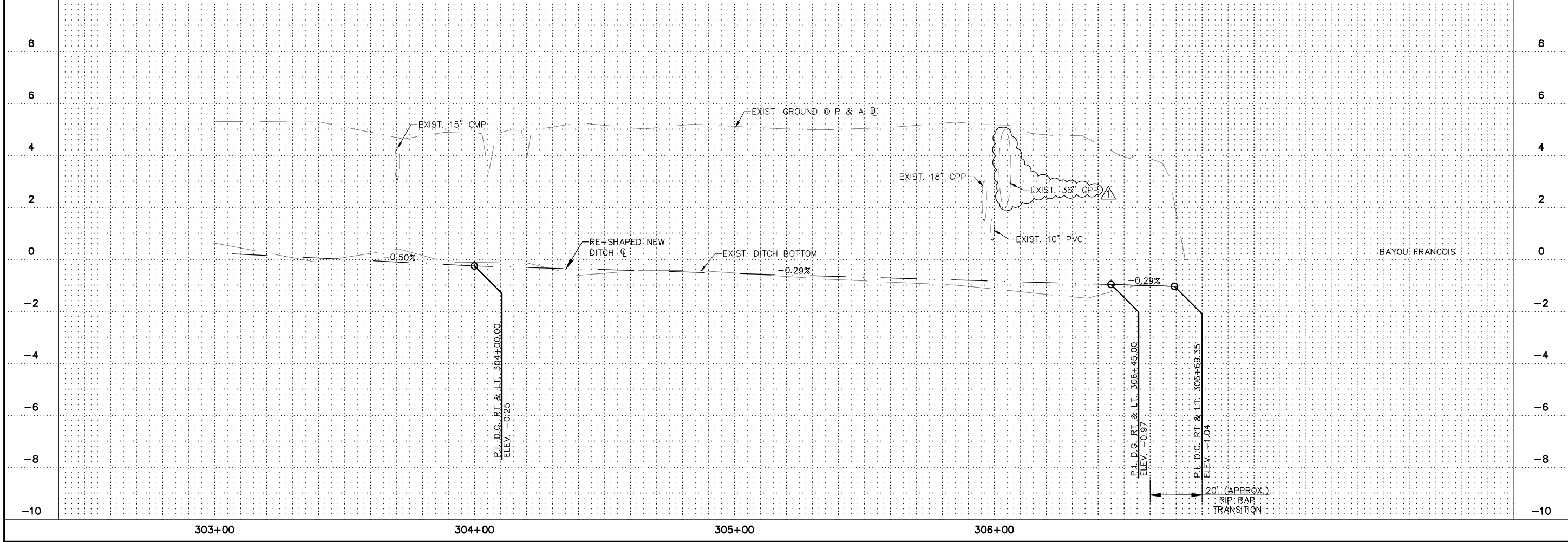
N.T.S.

N.T.S.

N.T.S.

N.T.S.

N.T.S.



SCALE:
HORIZ. 1" = 20'
VERT. 1" = 2'

SHEET NUMBER		6	
ASCENSION		-----	
PARISH		CONTROL SECTION	
DBC JBM		SFC DBC	
DESIGNED CHECKED		DATE	
DETAILED CHECKED		DATE	
BY		DATE	
REVISION OR CHANGE ORDER DESCRIPTION		DATE	
ADD EXIST. 36" CPP		DATE	
2-23-23		DATE	
NO.		DATE	
PARISH OF ASCENSION		T.O. 2021-HEI-001	
PLAN AND PROFILE SHEET		3 OF 4	
COURTHOUSE LATERAL (2 OF 2)		DEC. 2022	
CHANNEL IMPROVEMENTS		BY	
HEI		3 OF 4	
Hortman Engineering, Inc.		BY	
Consulting Engineers		DATE	