Ascension Parish Government

Department of Finance

2015 Annual Budget

Tommy Martinez
Parish President

ADOPTED

November 20, 2014

PARISH OF ASCENSION

LOUISIANA

2015 ANNUAL BUDGET

ASCENSION PARISH, LOUISIANA

ASCENSION PARISH OFFICIALS

Tommy Martinez
Parish President

MEMBERS, ASCENSION PARISH COUNCIL

Randy Clouatre, Chairman
District #6

Oliver Joseph
District #1

Kent Schexnaydre
District #2

Travis Turner
District #3

Daniel Satterlee
District #4

Dempsey Lambert
District #5

Chris Loar
District #7

Teri Casso
District #8

Todd Lambert
District #9

Bryan Melancon
District #10

Benny Johnson
District #11

PARISH OF ASCENSION

LOUISIANA

GOVERNMENT FINANCE OFFICERS ASSOCIATION

Distinguished Budget Presentation Award

PRESENTED TO

Parish of Ascension

Louisiana

For the Fiscal Year Beginning

January 1, 2014

Executive Director

The Government Finance Officers Association of the United States and Canada (GFOA) presented a Distinguished Budget Presentation Award to **Parish of Ascension, Louisiana** for its annual budget for the fiscal year beginning **January 1, 2014**. In order to receive this award, a governmental unit must publish a budget document that meets program criteria as a policy document, as an operations guide, as a financial plan, and as a communications device.

This award is valid for a period of one year only. We believe our current budget continues to conform to program requirements, and we are submitting it to GFOA to determine its eligibility for another award.

PARISH OF ASCENSION

LOUISIANA

ASCENSION PARISH GOVERNMENT

INTRODUCTORY SECTION

PARISH OF ASCENSION

LOUISIANA

TABLE OF CONTENTS

INTRODUCTORY SECTION

Budget Message	1-7
Budget Ordinance	8-11
History	12-15
Organizational Chart	16

ORGANIZATIONAL SECTION

Budget Policies and Assumptions	17-26
Budget Preparation and Review Process	27

FINANCIAL SECTION

Budget Comparison	29
Budget Summary (By Fund)	30-31
Graphs	
Budget Summary	32
Operating Budget Summary	33
Capital Budget Summary	34
Personnel Summary (By Fund)	35-45

GENERAL FUND

Summary Overview	47-56
General Fund Budget Summary	57-58
General Fund Revenues	59-61
Legislative (02.041)	62
Judicial Parish Court (02.042)	63
Judicial 23rd District (02.043)	64
Judicial Clerk of Court (02.044)	65
Judicial Coroner (02.045)	66
Judicial JP & Constables (02.046)	67
Election (02.048)	68
General Administration (02.049)	69-70
Public Safety (02.051)	71
Homeland Security/Emergency Prep. (02.053)	72-73
Building (02.076)	74-75
Parish Promotion/County Agent (02.081)	76
Intergovernmental (02.083)	77
Planning Development (02.085)	78-79

TABLE OF CONTENTS-(Continued)

IS/GIS (02.086)	80-81
Video Programming (02.089)	82-83
Other Financing Uses (02.090)	84
Storm Water (02.475)	85
Finance (02.491)	86-87
Human Resources (02.492)	88-89
Economic Development (02.493)	90
Intergovernmental Grants (02.494)	91
Appropriations (02.495)	92
Executive Administration (02.496)	93
Grants (02.497)	94-95
Adjudication (02.498)	96
Engineering (02.499)	97-98

SPECIAL REVENUE FUNDS

Summary Overview	99-106
Special Revenue Funds Budget Summary	107-108
Road & Bridge (03)	109-113
East Ascension Drainage (05)	114-118
West Ascension Drainage (06)	119-123
Sales and Use Tax District #1 (08)	124-126
Criminal Court (09)	127-130
Health Unit	131-135
Health Unit-Animal Shelter (10.072)	136-138
Health Unit-Mosquito Control (10.073)	139-141
Mental Health (11)	142-147
Fire District #2 (12)	148-150
Recreation (13)	151-155
Lighting District #1 (16)	156-158
Lighting District #2 (17)	159-161
Lighting District #3 (18)	162-164
Lighting District #4 (19)	165-167
Lighting District #5 (20)	168-170
Lighting District #6 (21)	171-173
Lighting District #7 (22)	174-176
Jail (41)	177-181
Law Officers Court (42)	182-184
HUD-Section 8 (45)	185-187

TABLE OF CONTENTS-(Continued)

Fire District #1 (51)	188-192
Council on Aging (52)	193-195
Sales and Use Tax District #2 (56)	196-198
FINS (59)	199-201
FEMA-Repetitive Loss (74)	202-204
Homeland Security (76)	205-207
Fire District #3 (77)	208-211
DEBT SERVICE FUNDS	
Summary Overview	213-216
Debt Service Funds Budget Summary	217
Library Bond Fund (23)	218-220
Sales and Use Tax District #1 Sinking (32)	221-223
East Ascension Drainage Sinking (33)	224-226
Equipment Installment Purchase Debt Fund (39)	227-229
Sales and Use Tax District #2 Sinking (58)	230-232
Bayou Terrace Bond (63)	233-234
Fire District #1 Reserve (81)	235-237
Fire District #1 Sinking (82)	238-240
ACUD #1 Sinking (92)	241-243
ACUD #1 Reserve (93)	244-245
ENTERPRISE/INTERNAL SERVICE FUNDS	
Summary Overview	247-250
Enterprise Funds Budget Summary	251
Lamar Dixon Expo (27)	252-255
Ascension Parish Insurance (44)	256-258
Maintenance (70)	259-263
Dental Insurance (72)	264-266
ACUD #2 (84)	267-278
Fleet Management (87)	279-280
ACUD #1 (91)	281-284
CAPITAL BUDGET	
Summary Overview	285-289
Capital Funds Budget Summary	290
Lemanville Sewer Project (25)	291
Jail Construction (28)	292-294

TABLE OF CONTENTS-(Continued)

East Ascension Construction (35)	295-297
Road Construction (37)	298-300
Office Building Construction (43)	301-305
Fire District #2 Construction (60)	306-308
Fire District #1 Construction (61)	309-311
Water/Waste Water (65)	312-314
Fire District # 3 Construction (83)	315-317
Community Development Block Grant (85)	318-320
Hazard Mitigation Grant (86)	321-323
Oak Grove Construction (88)	324-326
Community Development Block Grant Construction (89)	327-329
Park Construction (90)	330-332
Lighting District Construction (94)	333-335
GENERAL AND STATISTICAL INFORMATION	337-350
GLOSSARY/ACRONYMS	351-356

Parish of Ascension

OFFICE OF THE PRESIDENT#

TOMMY MARTINEZ
PARISH PRESIDENT

GWEN B. LEBLANC
CHIEF FINANCIAL OFFICER / TREASURER

November 20, 2014

2015 BUDGET MESSAGE

To the citizens of Ascension Parish and the Ascension Parish Council:

In accordance with Article VII, Section 7.01 of the Ascension Parish Home Rule Charter, Louisiana State Laws and the Governmental Accounting Standards Board's directives, the 2015 Operating and Capital Budget for the Ascension Parish Government is herein presented.

The condition of the national, state, and local economy was considered by the Parish's elected and appointed officials when setting the 2015 Budget. Many companies engaged in the petro chemical industry are located in the industrial corridor along the Mississippi River. These industries are the major employers of the Parish's work force. Other important industries include government, construction, banking and financial services, insurance, telecommunications, real estate and wholesale and retail trade.

Standard & Poor's upgraded the Parish's credit rating from AA- to AA. Ascension Parish joins an elite group of governments in the United States in terms of financial stability. The greatest benefit of such a rating is that our taxpaying citizens will save money on financing infrastructure projects and maintaining assets. One of the key factors that contributed to such a high bond rating is our commitment to build and maintain a strong financial reserve.

Ascension Economic Development (ADEC) reported over $128 million in new or expansion projects during 2014, with projected 106 new direct jobs. Ascension Parish continues to benefit from major new investments by the petrochemical and bio fuels industries along its industrial corridor adjacent to the Mississippi River. One of the key selling points of these industrial assets is Ascension's strategic geographic location. The Parish provides easy access to the Gulf of Mexico and is ideal as an operations or logistics hub for the entire South.

The projected growth will have a dramatic impact on revenues as well as infrastructure and quality of life issues in the future. As a result Parish Government is reviewing current Ordinances addressing infrastructure, such as zoning, subdivision regulations and mobile home and RV parks. Parish Government officials, along with State and local governmental officials, are working with the chemical industry to address all potential impacts on the Parish and surrounding areas.

The Parish President with assistance from the Chief Financial Officer prepares the Budget with input from all Department Heads. Once prepared, the President presents the Budget to the Parish Council, who adopts the Budget with any changes in a time frame outlined in the Parish's Home Rule Charter. Once adopted, the President and the Chief Financial Officer are responsible for the execution and supervision of the Budget. The Chief Financial Officer and the Finance Staff meets quarterly with all Department Heads to review compliance with the Budget and address any revenue or expenditure traits that may exceed Budget forecasts. Using one time revenue for on-going expenditures is always discouraged.

The 2015 Budget has been prepared to maintain all individual funds with a positive Fund Balance as of December 31, 2015, and is presented on a line item basis. Each line of revenue and expenditure is identified for your review.

The Operating Budget is based on conservative estimates while the Capital budget is an aggressive budget with funding primarily provided by grants and bond revenue received in prior years.

OPERATING AND CAPITAL BUDGET
Year 2014 compared to Year 2015

	2014 BUDGET	2015 BUDGET	2015 BUDGET OVER/UNDER
OPERATING BUDGET	**Amount**	**Amount**	**Amount**
General	$ 14,576,800	$ 15,982,800	$ 1,406,000
Special Revenue	40,560,700	41,241,300	680,600
Debt Service	7,676,000	7,832,000	156,000
Enterprise/Internal Services	12,614,500	11,664,500	(950,000)
TOTAL OPERATING BUDGET	**$ 75,428,000**	**$ 76,720,600**	**$ 1,292,600**
CAPITAL BUDGET	**$ 19,463,000**	**$ 42,871,500**	**$ 23,640,000**
GRAND TOTAL	**$ 94,891,000**	**$ 119,592,100**	**$ 24,932,600**

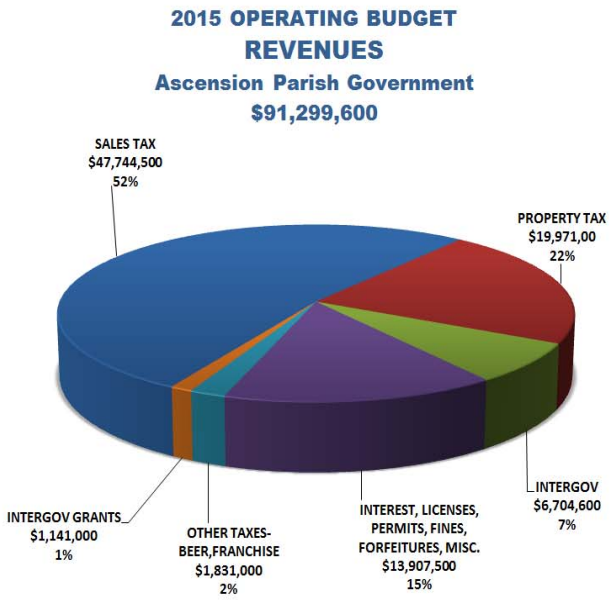

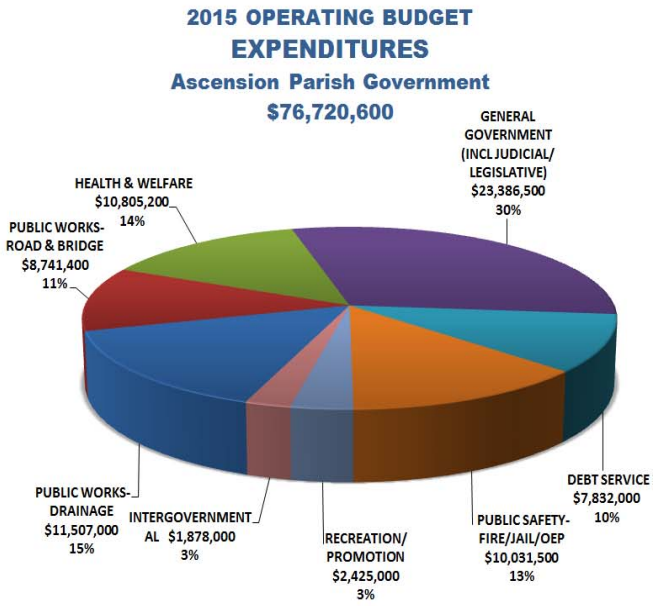

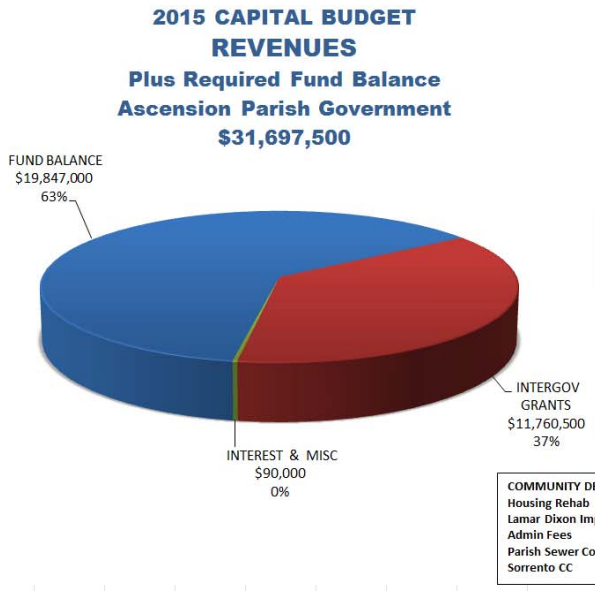

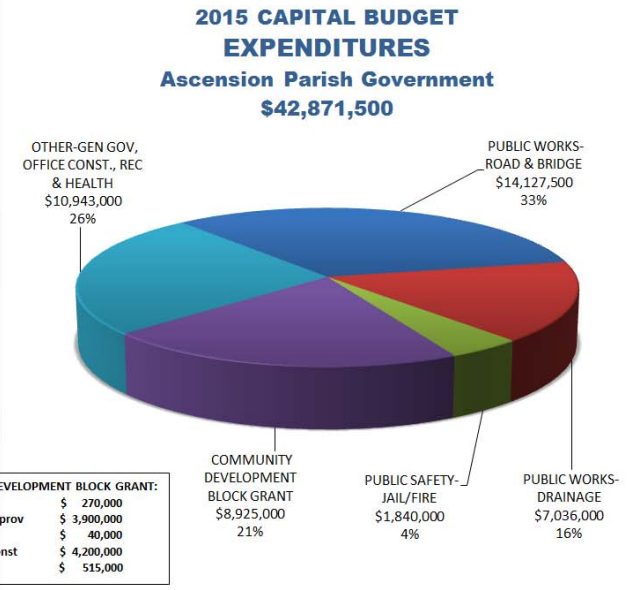

COMMUNITY DEVELOPMENT BLOCK GRANT:	
Housing Rehab	$ 270,000
Lamar Dixon Improv	$ 3,900,000
Admin Fees	$ 40,000
Parish Sewer Const	$ 4,200,000
Sorrento CC	$ 515,000

The Parish's largest sources of revenue are Sales & Use Taxes – 46% ($47 million) of revenues, Ad Valorem Taxes – 19% ($19.9 million) of revenues and Intergovernmental – 19% ($19.6 million) of revenues. Intergovernmental revenues consist mainly of Community Block Development Grants ($9,097,500), grant revenues from federal and state agencies ($4,068,500) and State Revenue Sharing and Fire Insurance Rebates ($1,259,500).

The Budget is a responsible approach to address the needs of the Parish through the stability of providing vital governmental services with an aggressive plan to address the growing infrastructure and capital improvement needs for our expanding community.

The main objectives of the 2015 Budget:

- Governmental Complex – Construction will be completed on the new Governmental Complex in 2015. Once construction is completed, ongoing maintenance will be provided by the General Fund.

- $857,000 – New Department of Public Works Building for the west side of the Parish in the Donaldsonville area. Once constructed ongoing maintenance costs will be shared by the West Ascension Drainage District and the Road & Bridge Maintenance Fund.

- $250,000 – Expansion of the Mental Health Building in Gonzales to accommodate the demand for services. Ongoing maintenance will be funded by the Mental Health Fund.

- $7,036,000 – East Ascension Drainage District – Improvements to pumping stations, channel improvements, levee extension and restoration and basin improvements. Once completed, ongoing maintenance will be provided by the East Ascension Drainage District.

- $13,070,500 – Road widening projects, intersection improvements, construction roundabouts for better flow of traffic, overlaying projects and joint projects with the State on major highways in the Parish. Once completed, ongoing maintenance will be funded by the Road & Bridge Maintenance Fund.

- $2,085,000 - LA 42 Sewer Treatment project and engineering services for the Parish Comprehensive Sewer Program.

- $1,800,000 – Recreation – Construction of Spray Park at the South Louisiana Fairgrounds, the repair/replacement of light poles at various ball parks and construction of the Lamar Dixon Soccer Complex. Ongoing maintenance will be provided by the Recreation Fund.

- $200,000 – Lighting District No. 6 will install new lights on roadways. Ongoing maintenance will be provided by Lighting District No. 6.

- $8,925,000 – Grants received from the Community Development Block Grant are as follows:

    - Lamar Dixon Expo Center – Climatizing and upgrading the 4-H building
    - Ascension Consolidated Utilities District No. 2 (ACUD #2) – The first phase includes the expansion of the existing sewer system in the Darrow/Hillaryville area. The Parish will apply for a $60 million loan from the State Department of Environmental Quality (DEQ). As this Utility District is controlled by the Parish Council, the loan debt, if received, will be repaid by funds of the District.
    - Sorrento Community Center – Construction of the new community center building for the Town of Sorrento.
    - Housing Rehabilitation – Improvements to housing for qualified residents.

- $300,000 – Fire District No. 2 will construct a fire station in Modeste. Ongoing maintenance will be provided by Fire District No. 2.

Debt of the Parish

The outstanding debt of the Parish as of January 1, 2015 is $83,033,033. The largest debt is generated from the East Ascension Drainage District which sold $65.2 million public improvement bonds in 2007 to fund major drainage projects. The Parish is well below the debt limit established by State Statutes.

The legal debt margin for general obligation bonds is as follows:

Ad Valorem Taxes – assessed valuation, 2013 Tax Roll	$1,035,526,840
Debt limit: 10% of assessed valuation (for any one purpose)	$ 103,552,684
Debt limit: 35% of assessed valuation (aggregate, all purposes)	$ 362,434,394

Sales & Use Taxes – the maturities of bonds shall be so arranged that the total amount of principal and interest falling due in any year, together with principal and interest falling due in such year on all bonds theretofore issued hereunder, and then outstanding, shall never exceed seventy-five percent of the amount of sales tax revenues estimated by the governing authority to be received by it in the calendar year in which the bonds are issued.

Awards

Ascension Parish Government has been awarded the Certificate of Achievement for Excellence in Financial Reporting from the Government Finance Officers Association (GFOA) for the past five years. This award is presented to governments in the United States and Canada that go beyond generally accepted accounting principles that evidence the spirit of transparency and full disclosures of governmental operations.

Ascension Parish Government has also been awarded the Distinguished Budget Presentation Award for the past three years by GFOA and reflects the commitment of Parish Government to meet the highest principles of governmental budgeting.

Acknowledgments

This year's budget development process has been a team effort. Department Heads, the Parish Council, and Parish agencies deserve recognition for demonstrating collaboration and creativity in developing this budget, which will be used as our work plan in 2015.

This Budget provides critical services needed throughout the Parish. The demand for the related costs of providing services continues to increase. It is essential that we continue the realization of productivity gains by the effective utilization of available resources. In short, the real challenge presented to the Parish Government is that we make the critical decisions at the appropriate time which will result in realized efficiency, and in turn, provide the highest level of services available to the citizens of Ascension Parish.

The 2015 Budget can be located on the Parish website at www.ascensionparish.net, under the Finance Department and is available for Public review at 208 E. Railroad Ave, Gonzales, LA. We encourage citizens and interested parties to take advantage of this opportunity.

ASCENSION PARISH GOVERNMENT

Tommy Martinez, Parish President

Gwen LeBlanc, Chief Financial Officer

ORDINANCE FOR AMENDING 2014 BUDGET AND APPROPRIATING YEAR 2015 BUDGET

WHEREAS, a revision of certain budgets for the 2014 budget year for certain funds has been prepared and submitted to the Council as follows:

	2014 Operating Surplus (Deficit) Amended To	2014 Fund Balance After Amendments
General	$ <762,350>	$ 5,660,622
Road & Bridge	294,600	858,716
East Asc. Major Drainage	1,188,800	35,584,421
West Asc. Drainage	<152,200>	1,559,189
Sales & Use Tax	3,629,500	14,875,895
Criminal Court	62,500	<833,758>
Health Unit	119,700	3,216,309
Mental Health	126,000	4,148,099
Fire District #2	143,400	1,339,426
Recreation	<325,500>	4,616,972
Lighting District No. 1	<3,400>	321,135
Lighting District No. 2	14,900	123,829
Lighting District No. 3	7,000	159,627
Lighting District No. 4	14,600	100,090
Lighting District No. 5	2,400	105,562
Lighting District No. 6	<631,000>	1,817,704
Lighting District No. 7	2,500	49,422
Library Bond Fund	43,500	276,705
LCDBG-Lemanville Sewer Project	-0-	89,893
Lamar Dixon Expo Center	<283,000>	1,179,022
Jail Construction	<1,370,000>	-0-
S&U Tax Sinking	194,000	718,756
East Asc. Major Sinking	-0-	681,917
East Asc. Constr. Fund	<6,767,000>	20,028,044
Road Project Constr. Fund	<1,021,500>	15,514,743
Ascension Jail Fund	<81,500>	259,632
Law Officers' Court Fund	<98,000>	32,182
Office Building Const.Fund	1,572,700	6,915,653
Ascension Insurance Fund	<948,500>	2,757,197
HUD Section 8	-0-	-0-
Fire District #1	970,400	6,195,414
Council on Aging	21,800	1,564,205
Sales & Use Tax Dist. #2 Fund	1,000	128,146
Sales & Use Tax Dist. #2 Sink	2,500	407,561
23rd Judicial Dist. FINS Fund	<13,000>	3,884
Fire District #1 Const.	<6,500>	201,475

	2014 Operating Surplus (Deficit) Amended To	Fund Balance After Amendments
Bayou Terrace Bond Fund	$ -0-	$ 24,009
Water/Waste Water Fund	-0-	187,518
Asc. Parish Maintenance Fund	<471,000>	576,391
Dental Insurance Fund	<22,000>	88,086
FEMA-Rep. Loss Red.Acq/Elev.	96,000	314,540
Homeland Security Grant	<222,050>	-0-
Fire District #3	984,200	8,447,487
Fire District #1 Reserve	-0-	115,960
Fire District #1 Sinking	1,500	153,282
Fire District #3 Construction	-0-	399,651
ACUD #2	1,059,000	6,858,951
Community Develop Block Grant	<320,500>	58,496
Hazard Mitigation Grant Fund	-0-	63,549
Fleet Management Fund	<290,000>	385,760
Oak Grove Construction Fund	<6,500>	41,474
CDBG Construction Fund	313,000	338,043
Park Construction	-0-	118,026
ACUD #1	<134,500>	3,881
ACUD #1 Sinking Fund	2,000	164,708
ACUD #1 Reserve Fund	-0-	392,734
Lighting Districts Const Fund	<50,000>	15

WHEREAS, a proposed Operating Budget for Year 2015 includes revenues of $91,299,600 and expenditures of $76,720,600.

The Capital Budget includes revenues of $11,850,500 plus required fund balance of $19,847,000 for a total equal to $31,697,500 and expenditures of $42,871,500.

Therefore, total Operating and Capital Budget revenues plus required fund balance equal $119,592,100 and expenditures equal $119,592,100. Interfund transfers are $49,054,000.

WHEREAS, the Ascension Parish Council has reviewed and considered such proposed budget and made revisions of same, and

WHEREAS, said proposed budget was duly set, after proper notice to the public, for public hearing which was held on November 20, 2014 as required by the revised statutes of the State of Louisiana and the Ascension Parish Home Rule Charter, therefore,

BE IT ORDAINED by the Ascension Parish Council of the State of Louisiana:

Section 1 - 2014 Amended Budget

That the amended budgets as prepared for 2014 are approved and appropriated by Ascension Parish Council with the stipulation that,

A. Transfer from the Sales & Use Tax District No. 1 to the General Fund and the Road & Bridge Fund in

the amount necessary to maintain a balanced fund, but will not exceed the amount authorized in the Budget. The Recreation Fund is allocated 10% of the net 1% Sales & Use Tax District No. 1 revenues as an additional source of funding. Funding is also provided by an allocation to Sales & Use Tax #1 Bond Sinking Fund, and FINS (Families in Need of Services). To the extent that the resulting revenues of the Sales & Use Tax District No. 1 exceed expenditures and transfers, and after an adequate Fund Balance is maintained, then such excess will be transferred 25% to ACUD #2 Fund and 75% to the General Fund.

B. The one-third net of the Sales and Use Tax District #2 revenues collected for fire protection shall be shared by Ascension Parish Fire Protection District No. 1 at 65%, by Ascension Parish Fire Protection District No. 2 at 13% and by Ascension Parish Fire Protection District No. 3 at 22%.

C. All unexpended appropriations will lapse at December 31, 2014.

Section 2 - 2015 Budget

That the budget proposed for Year 2015 is approved adopted and appropriated, with the following provisions:

A. Expenditures not contemplated in the operation of the government of Ascension Parish as set forth in this budget are to be approved in accordance with the provisions of Article VII, Section 7-01 of the Home Rule Charter of Ascension Parish.

B. Transfer from the Sales & Use Tax District No. 1 to the General Fund and the Road & Bridge Fund in the amount necessary to maintain a balanced fund, but will not exceed the amount authorized in the Budget. The Recreation Fund is allocated 10% of the net 1% Sales & Use Tax District No. 1 revenues as an additional source of funding. Funding is also provided by an allocation to Sales & Use Tax District No. 1 Sinking Fund, and FINS Families in Need of Services. To the extent that the resulting revenues of the Sales & Use Tax District No. 1 exceed expenditures and transfers, and after an adequate Fund Balance is maintained, then such excess will be transferred 25% to ACUD #2 Fund and 75% to the General Fund.

C. The one-third net of the Sales and Use Tax District #2 revenues collected for fire protection shall be shared by Ascension Parish Fire Protection District No. 1 at 65%, by Ascension Parish Fire Protection District No. 2 at 13% and by Ascension Parish Fire Protection District No. 3 at 22%.

D. Funding to provide for the 2014 encumbrances is hereby approved and appropriated.

E. All unexpended appropriations will lapse at December 31, 2015.

This ordinance having been submitted to a vote, the vote thereon was as follows:

YEAS: Oliver Joseph, Kent Schexnaydre, Travis Turner, Daniel Satterlee, Dempsey Lambert, Teri Casso

NAYS: None

NOT VOTING: Chairman Randy Clouatre

ABSENT: Chris Loar, Todd Lambert, Bryan Melancon, Benny Johnnson

And this ordinance was passed on the 20th day of November 2014.

Secretary

Parish President

HISTORY

EARLY DAYS

Over 500 years define the history of the site of Ascension Parish; a site historically identified by the important junction of the Mississippi River and Bayou Lafourche.

About the year 1200, these waterways were one, then the river changed course, leaving behind a small stream the Native Tribes called 'bayuk'; today's Bayou Lafourche.

The Houma Bayougoula, and Tchitimacha tribes occupied this site for years before Europeans. While primitive, they lived in organized communities with disciplined beliefs.

Source: Ascension Economic Development

They were hunters and farmers who built mounds and temples. They knew pottery, basketry, and ceramics. They named the Great River, 'Michi Sipi,' and are to be credited for helping the early settlers.

The first Europeans (Spanish explorers) arrived here before 1520. In 1541, the conquistador, Hernando de Soto, was the first to write of the Great River, and his lieutenant, Luis de Moscoso, was likely the first to travel the length of Bayou Lafourche on his escape to Mexico.

In this period the Tribes spoke openly of 'the fork' (Bayou Lafourche) in the river as another route to the Gulf, but this openness faded, and la fourche was thought mere fable. In 1680, however, the French missionary, Louis Hennepin, wrote of the strategic fork in the river. Afterwards, the search for 'la fourche' became an obsession for the French.

In 1682, Rene Robert Cavalier, Sieur de La Salle, descended the Mississippi. In April, he found the Gulf, and claimed "La Louisiana' for France.

Due to seasonal high waters la fourche was not found. Because he did not document the river's mouth, for nearly twenty years Louisiana was mostly undisturbed, other than 'coureurs-des-bois' (French trappers) roaming the territory.

By 1698, France and Spain were competing for Louisiana. Serving France in 1699, Pierre Le Moyne, Sieur d 'Iberville rediscovered the Mississippi, and began colonization. With help from the Natives he found Bayou Manchaq, which today is one of Ascension's northern boundaries. 'La fourche', however, remained elusive.

In 1700, d'Iberville's brother, Jean-Baptiste le Moyne, Sieur de Bienville, with Louis Juchereau de St.Denis, and Henri de Tonti, found la fourche, and named it 'Les Riviere de Tchitimacha.' In this period, Iberville founded Mobile in 1702; St.Denis founded Natchitoches in 1714,

Bienville founded New Orleans in 1718, and the French became firmly established from Canada to the Gulf.

It is thought that a tiny village existed on the Mississippi at Bayou Lafourche at this time. The village was called 'La Fourche des Tchitimacha,' and later 'La Fourche.' In time, French, Canadians, Germans, Spanish, English, African and Native Slaves populated it.

Source: Ascension Economic Development

AGRICULTURE IS ESTABLISHED

During this time the area's economy was agricultural; food crops, tobacco, and indigo, Sugar Cane was planted in 1700, but not formally established until 1795. Because adequate labor was needed, by 1717 some 3,000 African Slaves were cultivating the land, and their number grew until Slavery was outlawed. Like the Natives, Africans are to be credited for the growth of the Colony.

By 1721, Louisiana was divided into nine districts with the New Orleans District representing today's Ascension Parish. That year saw the arrival of German settlers (L'Allemands) on the river and in the Bayou Lafourche area. They suffered deprivation and great loss coming to Louisiana, but their hardiness was later credited with saving New Orleans.

In 1762, France ceded Louisiana west of the Mississippi, and the 'Isle of Orleans' to Spain. The Isle was the area east of the river bounded by the Bayou Manchaq, the Amite River, Lakes Maurepas, Ponchartrain, and Borgne. All of today's East Ascension was part of the Isle of Orleans.

ACADIAN COAST

In 1755, an event critical to Ascension occurred in Canada; England's exile of the French from Acadia (England's Nova Scotia). Acadian families were scattered and torn apart. Misery followed, but disciplined beliefs sustained them. In 1765, many arrived at New Orleans, and were settled in today's Ascension, an area quickly call the 'Acadian Coast,' later Acadia District (1769), and Acadia County (1804). The Cajuns are due much credit for the growth of Ascension and Louisiana.

Curious to the diverse people of Ascension at this time was the 'Creole.' Writers called them a 'created people.' They were first defined as the newborn French in the Louisiana Colony. In time, this was applied to the Germans, Spanish, and Africans. Indeed, so popular was being Creole, even their produce held that important notoriety, and was constantly sought-out by visitors.

In 1772, the village of La Fourche, the Ascension Church Parish, 'La Iglesia de la Ascension de Nuestro Senor Jesus Christo de La Fourche de Los Tchitimacha' was officially founded by Father Angelus de Reuillagodos. Because of this, La Fourche became known as 'L 'Ascension.'

In 1788, Spain recruited settlers from the Canary Islands to help defend against the advancing English (L'Anglais). Called 'Islenos,' they founded two settlements near L 'Ascension, 'Villa de Galvez' and 'Villa de Valanzuela.' English economic penetration was feared, and despite attempts to prevent it, at L 'Ascension, Baton Rouge and New Orleans they became established.

Source: Ascension Economic Development

THE AMERICAN REVOLUTION

In 1779, the American Revolution visited Louisiana. Successfully defending the region were the Spanish and local troops of French, Canadian, Cajun, Isleno, German, African (Slave and Free), and Tribal Natives. Victories at Baton Rouge and Mobile were fervently hailed by the United States.

In 1800, Spain returned Louisiana to Napoleon's France, Realizing the difficulty of defending Louisiana from the English, in 1803; he sold it to the United States. When news of 'The Purchase' reached L 'Ascension, English settlers were jubilant, while the French were dismayed.

CREATING ASCENSION PARISH

In 1804, The Purchase was divided, with Louisiana as the 'Orleans Territory.' This was divided into 12 counties, with the L 'Ascension area as 'Acadia'; population 5,000. Due to its prosperity, Acadia became the 'Gold Coast.' In 1807, the Territory was divided into 19 parishes. 'Ascension Parish' was created from Acadia. In 1812, the Territory became 'Louisiana,' the 18th State.

Today, Ascension Parish is a true American treasure. It is the 'Gateway' to a glorious and sublime portrait of time and people spanning more than five centuries. Ascension Parish is an immense collection of diverse histories deserving simply of recognition, celebration, and protection.

Source: Ascension Economic Development

Parish of Ascension Administration - Organizational Structure

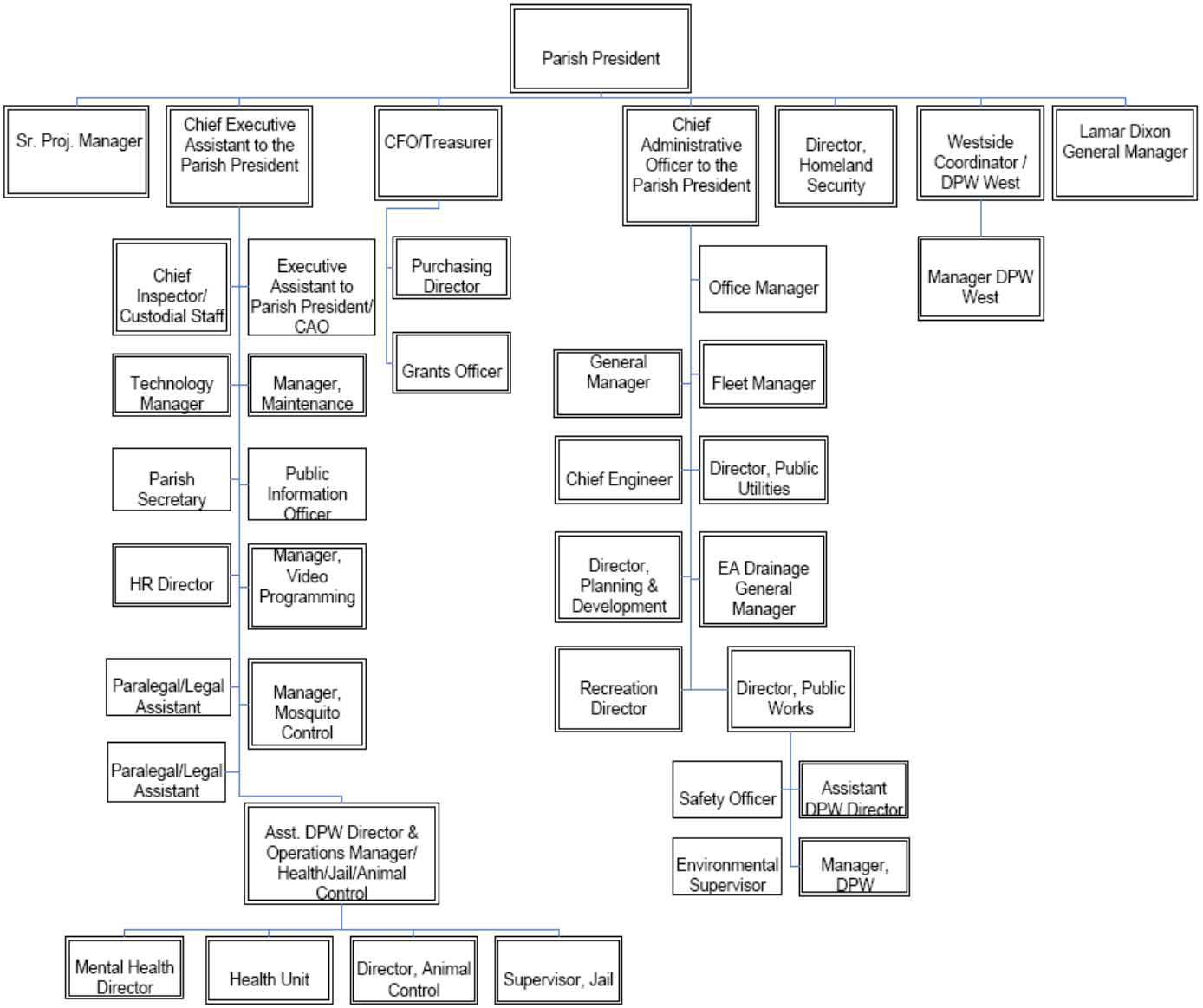

ASCENSION PARISH GOVERNMENT

ORGANIZATIONAL SECTION

PARISH OF ASCENSION

LOUISIANA

ASCENSION PARISH GOVERNMENT

State of Louisiana

BUDGET/FINANCIAL POLICIES AND ASSUMPTIONS

The Ascension Parish Council (the Council) is the governing authority for Ascension Parish (the Parish) and is a political subdivision of the State of Louisiana. The Council, under the provisions of the Ascension Parish Home Rule Charter, which was effective January 3, 1994, enacts ordinances, sets policy and establishes programs in such fields as social welfare, transportation, drainage, public safety, and health services.

The Parish's financial statements are prepared in accordance with generally accepted accounting principles (GAAP). The Governmental Accounting Standards Board (GASB) is responsible for establishing GAAP for state and local governments through its pronouncements (Statements and Interpretations). The budgets of the Parish are prepared consistent with the accounting method used for the applicable fund and are amended periodically for changes in projected activity.

Budgetary Basis

Budgets for all governmental funds are prepared on the modified accrual basis of accounting. Under the modified accrual basis of accounting, revenues are recorded when measurable and available, and expenditures are recognized when the related fund liability is incurred.

Budgets for the enterprise and internal service funds are prepared on the accrual basis of accounting. Under the accrual basis of accounting, revenues are recognized when obligated to the Parish and expenses are recognized when a commitment is made.

Balanced Budget

Louisiana law requires the Parish to adopt a balanced budget for the General Fund, certain Special Revenue Funds and Capital Project Funds. In accordance with Louisiana law, the Parish's budget is considered balanced when expenditures do not exceed total available revenues and beginning fund balance. The Parish is prohibited to report a deficit fund balance in those funds that are legally required to have an adopted budget.

Budget Adoption and Amendments

The Home Rule Charter for the Parish outlines procedures for adopting a budget for funds of the primary government.

1. No later than seventy-five days prior to the beginning of the fiscal year, the President is to submit detailed operating and capital budgets for all funds. The budgets submitted are to be balanced.
2. The Council may amend the budget, except that the debt service shall not be reduced below the amount necessary to service the debt nor shall a fund deficit be created.
3. The Council shall publish the budget summary at least ten days prior to conducting a public hearing.
4. The Council is to adopt the budget not less than thirty days before the commencement of the applicable fiscal year.

BUDGET/FINANCIAL POLICIES AND ASSUMPTIONS (Continued)

5. Once adopted, the President is able to transfer part or all of any appropriation within a department of a fund; however, the authority for other budget amendments resides with the Council.
6. The Parish President may present a supplemental budget for appropriation of any excess revenues over those estimated in the original budget. The Council, by ordinance, may make supplemental appropriations for the year.

At the end of each fiscal year, unexpended appropriations automatically lapse. In no event shall the total appropriations exceed total anticipated revenues, taking into account the estimated surplus or deficit at the end of the current fiscal year.

Budgets for the capital project funds do not necessarily follow the time schedule for other funds, since capital projects may be started and completed at any time during the year. However, the capital project budget must be submitted to the Council for adequate public hearing and adoption on a project-length basis.

Annual operating budgets are adopted for all of the following governmental fund types:

- General Fund
- Special Revenue Funds
- Debt Service
- Capital Projects Funds
- Enterprise Funds

BUDGET/FINANCIAL POLICIES AND ASSUMPTIONS (Continued)

The goal of the budgetary process is to properly align the resources available to the Parish to meet the current and future needs of its constituents. The development of this budget is governed by various legal requirements contained in the Louisiana Local Government Budget Act and the Home Rule Charter for Ascension Parish. In addition, parish management sets generalized budgetary policies and goals. Budgetary development practices recognize that a budget presents a forecast of future financial events and certain rational assumptions must be incorporated in order for the various components of the budget to be developed on a logical and consistent basis. As part of this process, parish officials most consider the effect current actions have on the long-term goals and financial position of the Parish. The more significant of such concerns are detailed as follows:

MAJOR REVENUE ASSUMPTIONS AND TRENDS

Revenues are estimated at conservative levels to guard against unanticipated economic downturns, an unexpected decrease in state revenues, or decreases in collection levels. Additionally, the Parish prohibits the use of one-time revenues for ongoing operating expenditures. The Department of Finance prepares revenue estimates for each fund. Many of the projections are developed from information derived from the various departments. The major sources of revenues for the Parish are property and sales and use taxes and intergovernmental revenues.

REVENUES BY SOURCE

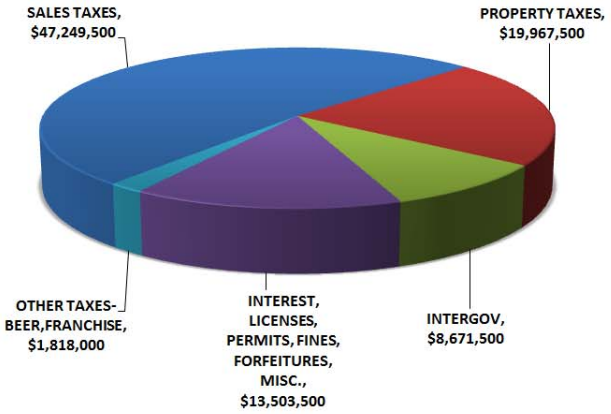

2014 Budget

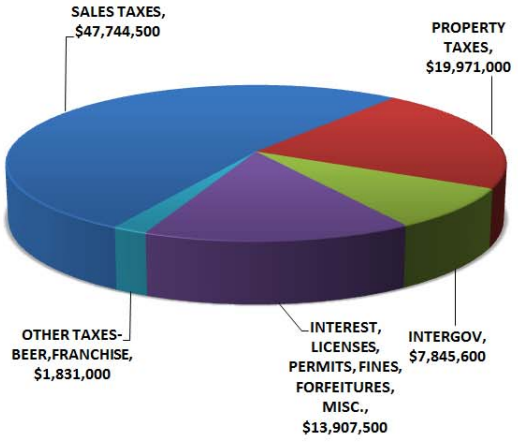

2015 Budget

ASCENSION PARISH GOVERNMENT

State of Louisiana

BUDGET/FINANCIAL POLICIES AND ASSUMPTIONS (Continued)

MAJOR REVENUE ASSUMPTIONS AND TRENDS – (Continued)

Sales and Use Taxes

Sales tax revenue projections are conservative given the volatile nature of this economically sensitive revenue source. Revenue from this source is extremely difficult to project since these tax collections are heavily influenced by the level of commercial construction and equipment acquisitions. Consumer retail trade represents approximately 32% of taxable sales for Parish Government. In addition to consumer spending, chemical plants and industrial supplies activity accounts for approximately 48% of taxable sales. As stated, the Ascension Parish economy is significantly influenced by the many companies engaged in petrochemical processing, which are located in the industrial corridor along the Mississippi River in and around the Parish.

Sales Taxes - 10 Year History of Actual Collections
Projected Current and Future Year

Year	1% Parish General	1/2% Road Maintenance Construction and Fire Protection	1/2 % Drainage Improvement and Maintenance	Tourist Commission Hotel/Motel Tax	Total
Projected 2015	$ 23,244,500	$ 11,500,000	$ 13,000,000	$ 450,000	$ 48,194,500
Projected 2014	$ 23,249,500	$ 11,000,000	$ 13,000,000	$ 450,000	$ 47,699,500
2013	$ 20,748,740	$ 11,572,888	$ 14,752,827	$ 452,478	$ 47,526,933
2012	$ 17,689,457	$ 8,967,434	$ 11,921,702	$ 385,249	$ 38,963,842
2011	$ 16,173,683	$ 7,779,291	$ 10,778,426	$ 226,239	$ 34,957,639
2010	$ 15,251,104	$ 7,318,620	$ 10,153,658	$ 259,992	$ 32,983,374
2009	$ 15,637,392	$ 7,498,479	$ 10,191,354	$ 245,099	$ 33,572,323
2008	$ 16,383,136	$ 7,862,355	$ 10,877,466	$ 259,992	$ 35,382,950
2007	$ 15,037,390	$ 7,498,479	$ 10,214,852	$ 245,099	$ 32,995,820
2006	$ 16,322,784	$ 7,832,180	$ 10,890,353	$ 247,388	$ 35,292,705
2005	$ 12,821,742	$ 6,090,812	$ 9,580,022	$ 222,475	$ 28,715,051

BUDGET/FINANCIAL POLICIES AND ASSUMPTIONS (Continued)

MAJOR REVENUE ASSUMPTIONS AND TRENDS – (Continued)

Ad Valorem Taxes

Ad Valorem Taxes represent another major source of funding for Ascension Parish. This is consistent with Louisiana statutes providing that parish governments may, with voter authorization, levy special property tax millages for any purpose legally within their scope of jurisdiction. The General Fund's ad valorem tax is a constitutional tax and is not subject to voter authorization. Ascension Parish levies a number of such special millages. All of these levies are legally dedicated for a specific purpose as decided by the voters of the Parish. This means that, by law, the Parish can only use the revenue derived from the millages for the specified purpose. The ad valorem taxes for the Parish are dedicated as follow:

Description	Per $1,000
General:	
Outside municipal limits	$ 2.86
Inside municipal limits	1.43
Juvenile Detention	1.00
East Ascension Drainage	5.00
West Ascension Drainage	10.00
Lighting Districts	1.00 – 5.00
Health Unit	2.00
Mental Health Unit	2.00
Library Maintenance	6.80
Council on Aging	1.50
Fire Districts	20.00

The property tax calendar is as follows:

Millage rates adopted	July 1st
Levy date	July 1st
Due date	November 15th
Lien date	January 1st
Collection dates	December 1st to February 28th

In 2015 ad valorem taxes are estimated to generate over $19 million or 20% of the Parish's total revenues. Ad valorem taxes are included in the General Fund and certain Special Revenue Funds. The Parish has experienced consistent growth in ad valorem revenue since 2002, which stalled in 2010. This growth was the result of continued expansions and construction in the petrochemical industry within the Parish. Ad valorem taxes are recorded as current revenue to the extent collected within 60 days after year-end.

BUDGET/FINANCIAL POLICIES AND ASSUMPTIONS (Continued)

MAJOR REVENUE ASSUMPTIONS AND TRENDS- (Continued)

Ad Valorem Taxes (Continued)

The tax roll for the current year is not available by the budget submission date. This requires that a revenue estimate be prepared for the current year as well as the subsequent year. A projection for the 2014 taxable valuation was obtained from the Parish Assessor and was considered reliable based upon the extensive knowledge of year-to-date changes in assessment values. This estimate and collection trends were utilized to project 2015 tax revenues. The taxable valuation and estimated collections for 2015 were projected to remain consistent with 2014 levels at $19,971,000.

PARISH OF ASCENSION
ASSESSED VALUE OF TAXABLE PROPERTY
LAST TEN YEARS

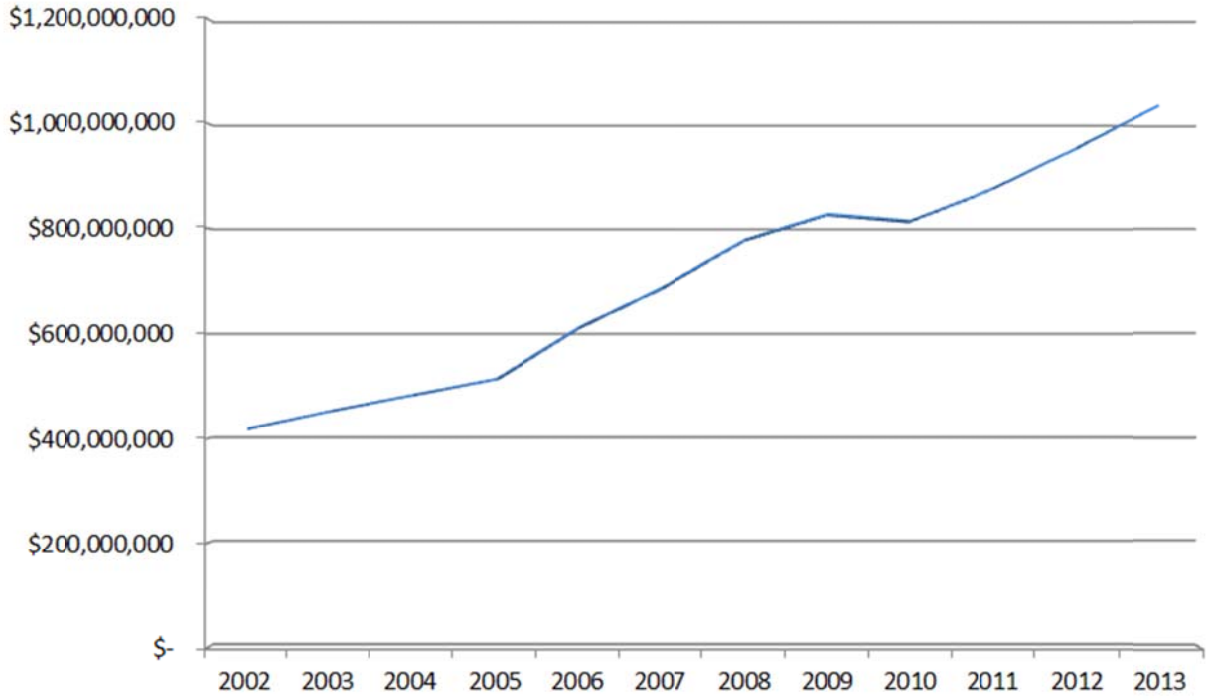

BUDGET/FINANCIAL POLICIES AND ASSUMPTIONS (Continued)

MAJOR REVENUE ASSUMPTIONS AND TRENDS – (Continued)

Intergovernmental Revenues

Intergovernmental Revenues represent another major revenue source for the Parish. Intergovernmental Revenues are received primarily from the State of Louisiana and include state revenue sharing, state severance taxes, state transportation funds, state shared royalties and state grants. The majority of the intergovernmental revenues are included in the Special Revenue Funds and the Capital Project Funds. A significant portion of these revenues include grant awards and expense reimbursements. As such, the adopted intergovernmental revenue budget will vary significantly based on the expected grant awards and other reimbursable activities.

Intergovernmental Revenues can vary widely from year to year given the nature of state grants received for the year. To illustrate the variability of intergovernmental revenues, the Parish is projecting Intergovernmental Revenues of $27,451,700 for 2015. This increase is directly related to grant proceeds anticipated for Community Block Development Block Grant ($972,500), FEMA Hazard Mitigation Grant Program ($1,097,000) and Community Development Block Grant Construction ($8,100,000).

BUDGET/FINANCIAL POLICIES AND ASSUMPTIONS (Continued)

Fund Balances/Net Assets:

Fund balance and net assets represent the difference between assets and liabilities. Fund balances are accumulated in the governmental funds and net assets are accumulated in the proprietary and internal service funds. The terminology used to describe the Parish's equity is different for these fund classification due to the different accounting basis and measurement focus used, which is described in the budgetary basis section of this document.

Net assets and fund balances are reported as restricted when there are limitations imposed on their use by external parties such as creditors, grantors, or the laws or regulations of other governments. When both restricted and unrestricted resources are available for use, it is the Council's policy to use restricted resources first, then unrestricted resources as they are needed.

Appropriate fund balance levels vary widely among individual funds. The primary consideration is the fund revenue structure. Long-range plans and anticipated requirements for new services or capital expenditures are also important. It is a general goal of the Parish to maintain a fund balance equal to 3 months of expenditures. An exception to this is that the General Fund is currently building up their fund balance to equal 3 months of expenditures. Previously their adequate fund balance was accounted for in Sales and Use Tax District #1 (Fund 08). This fund is dedicated to any lawful purpose of government.

Capital Expenditures:

Long-term assets are accounted for as capital assets and are classified as capital expenditures, which include land and land improvements, buildings, equipment, furniture and infrastructure assets (streets, roads, bridges, sewer and drainage systems). Donated capital assets are recorded at estimated fair market value at the date of donation and primarily relate to subdivision roads accepted into the Parish maintenance system. Major outlays for capital assets and improvements are capitalized at the completion of construction projects and are generally accounted for in a Capital Outlay Fund. The Parish's capitalization policy stipulates a capitalization threshold of $1,000.

The Parish maintains a five-year capital improvement program, updates it annually and makes substantially all capital improvements in accordance with the plan. The Parish issued $65 million in bonds in 2007 drainage related capital expenditures. Approximately $7.1 million of the 2007 bond proceeds will be used for 2015 capital projects.

The Parish maintains all its physical assets at a level adequate to protect the Parish's capital investment and minimize future maintenance and replacement costs. Maintenance and replacement costs are generally budgeted from current revenues where possible.

BUDGET/FINANCIAL POLICIES AND ASSUMPTIONS (Continued)

Cash Management and Investments:

The Parish's investments are in U.S. Treasury Bills and Treasury Notes as well as obligations of U.S. government agencies. All securities held by the Parish hold a maturity date between 1 and 5 years and not exposed to any custodial credit risk. Maturities of such investments are matched to cash flow needs. Interest earned on investments is allocated to the funds monthly based upon balances maintained.

Debt Service:

The Parish's primary objective in debt management is to keep the level of indebtedness within available resources and debt limitations established by state law. In this regard, the Parish acts very conservatively and does not plan to issue any significant debt in the near future. The balance of our long-term debt is steadily declining. It is the policy of the Parish to not issue debt to finance current operations.

State law allows a maximum debt limit equal to 35% of the total assessed valuation for the Parish. At December 31, 2013, the Parish's outstanding debt was at 19% of the legal debt limit, which was calculated at approximately $297 million. Principal and interest on long-term debt are serviced by sales and use tax and general obligated revenues.

Computation of the legal debt limit for general obligation bonds is as follows:

Ad Valorem taxes – assessed valuation, 2013 tax rolls	$	1,035,526,840
Debt limit: 10% of assessed valuation (for any one purpose)	$	103,552,684
Debt limit: 35% of assessed valuation (aggregate, all purposes)	$	362,434,394

Budgetary Controls:

The Parish maintains a system of budgetary controls, the objective of which is to ensure compliance with the annual appropriated budget. Activities of the General Fund, certain Special Revenue Funds, Debt Service Funds, Capital Project Funds and Proprietary Funds are included in the annual appropriated budget. The level of budgetary control (that is, the level at which expenditures cannot legally exceed the appropriated amount) is on a functional basis. The Parish also maintains an encumbrance accounting system as one technique of accomplishing budgetary control. Purchase orders which would result in the material overrun of a departmental budget are rejected by the accounting system and are not processed until additional funding is available. Monthly budget reports are prepared for management's use in monitoring and control of the approved budget.

BUDGET/FINANCIAL POLICIES AND ASSUMPTIONS (Continued)

Risk Management:

The Parish has a self-insured retention program (SIR) within the internal service fund for potential liabilities. Claims in excess of the self-insured retention amounts are covered through third-party limited coverage insurance policies. The Parish is self-insured with excess coverage in these areas: (a) worker's compensation liability with a one year period retention of $400,000 per occurrence, and (b) general liability (including automobile, general liability, products and property) with a $100,000 per occurrence limit not to exceed $500,000 annually.

All funds of the Parish participate in the program and make payments to the internal service fund based on actuarial estimates of amounts needed to pay prior and current year claims. The Parish engaged an actuary to determine the required self-insurance liability, including claims incurred but not yet reported. Required reserves have consistently fallen since 2008.

The Parish is exposed to various risks of losses related to torts; theft of, damage to, and destruction of assets; errors and omissions; injuries to employees; and natural disasters for which the Parish carries commercial insurance. There have been no major changes to insurance coverage and there have been no amounts exceeding insurance coverage in the last three years.

Pension Plan:

Substantially all Parish employees are members of the Parochial Employees' Retirement System of Louisiana. The plan is funded through employee payroll deductions, which is matched by the Parish at an actuarially determined rate. All deducted and matched funds are remitted to the retirement system. Retirement benefits are administered by the statewide plan and are not guaranteed by the Parish.

Financial Reporting:

The Home Rule Charter requires the Parish to provide for an annual independent audit of all accounts and financial transactions of the Parish. The Parish produces annual financial reports in accordance with Generally Accepted Accounting Principles (GAAP).

ASCENSION PARISH GOVERNMENT

State of Louisiana

BUDGET/FINANCIAL POLICIES AND ASSUMPTIONS (Continued)

7/21/2014	Budget Team will prepare 2014 amended and 2015 Revenue and Expenditure budgets for all departments based on historical data. Departmental budget meetings will be scheduled as stated below to review and discuss budgets.
08/4/2014 – 08/8/2014	Budget Team to conduct Departmental Budget meetings
08/18/2014 or earlier	Budget Team inputs budgets into accounting system and conducts additional Departmental Budget Meetings if necessary
08/27/2014	Budget Team reviews budget with CFO/Treasurer
09/4/2014	Budget Team presents preliminary Budget to Parish President
10/2/2014	Budget Team to present Budget to Budget Task Force Committee
10/6/2014	President to present 2015 Proposed Budget to Finance Committee
10/16/2014	Council calls for Public Hearing for Introduction of Ordinance
11/20/2014	Adoption of the 2015 Budget

Charter Guidelines

Budget presented to Council at least 75 days prior to the Fiscal Year (10/18/2014)

Budget Hearing and Adoption of Budget 30 days prior to the Fiscal Year (12/1/2014)

Budget Summary and Public Notice must be published at least 10 days prior to Public Hearing (if public hearing is called 10/16/14, notice will be published in Gonzales Weekly on 10/23/14)

PARISH OF ASCENSION
LOUISIANA

ASCENSION PARISH GOVERNMENT

FINANCIAL SECTION

PARISH OF ASCENSION

LOUISIANA

ASCENSION PARISH GOVERNMENT

State of Louisiana

BUDGET COMPARISON

	2014 Budget	2015 Budget
REVENUES:		
OPERATING BUDGET REVENUES	$ 91,210,000	$ 91,299,600
CAPITAL BUDGET REVENUES	568,500	11,850,500
REQUIRED FUND BALANCE	3,112,500	16,442,000
TOTAL REVENUES	$ 94,891,000	$ 119,592,100

	2014 Budget	2015 Budget
EXPENDITURES:		
OPERATING BUDGET EXPENDITURES	$ 75,428,000	$ 76,720,600
CAPITAL BUDGET EXPENDITURES	19,463,000	42,871,500
TOTAL EXPENDITURES	$ 94,891,000	$ 119,592,100

TRANSFERS IN	$ 49,163,650	$ 49,054,000
TRANSFERS OUT	$ 49,163,650	$ 49,054,000

PARISH OF ASCENSION
2015 BUDGET SUMMARY

Funds	Revenues	Transfers-In	Transfers-Out	Expenditures	Operating Surplus/Deficit	Fund Balance Beginning	Fund Balance Ending
OPERATING BUDGET							
02- General Fund - Departments							
02.041 - Legislative Department				542,000			
02.042 - Judicial - Parish Court				82,500			
02.043 - Judicial - 23rd District				781,500			
02.044 - Judicial - Clerk of Court				25,000			
02.045 - Judicial - Coroner				267,000			
02.046 - Judicial - JP & Constable				172,000			
02.048 - Election				221,000			
02.049 - General Administration				3,007,500			
02.051 - Sheriff Department				570,000			
02.053 - Homeland Security/Emergency Prepared				652,500			
02.076 - Building Department				1,044,500			
02.081 - Parish Promotion				150,500			
02.083 - Intergovernmental				99,000			
02.085 - Planning & Development				759,000			
02.086 - IS/GIS				1,160,000			
02.089 - Video Programming				228,500			
02.491 - Finance Department				1,767,000			
02.492 - Human Resources Department				530,500			
02.493 - Economic Development Department				322,800			
02.494 - Intergovernmental Grants				295,000			
02.495 - Appropriations				119,500			
02.496 - Executive Department				628,000			
02.497 - Grants Department				397,500			
02.498 - Adjudication Department				56,000			
02.499 - Engineering Department				2,104,000			
√- Total General Fund	**$ 10,366,100**	**$ 11,625,000**	**$ 6,327,500**	**$ 15,982,800**	**$ (319,200)**	**$ 5,660,622**	**$ 5,341,422**
Special Revenue Funds							
03- Road & Bridge	786,000	6,600,000	859,500	7,134,000	(607,500)	858,716	251,216
√ - 05- East Ascension Major Drainage	18,140,000	12,000	4,904,000	11,507,700	1,740,300	35,584,421	37,324,721
06- West Ascension Drainage	798,000	-	-	999,500	(201,500)	1,559,189	1,357,689
√ - 08- Sales & Use Tax Dist.#1	23,295,500	966,000	19,656,000	255,000	4,350,500	14,875,895	19,226,395
09- Criminal Court	1,149,500	667,500	13,500	1,741,000	62,500	(833,758)	(771,258)
10- Health Unit	2,758,500	-	-	2,853,000	(94,500)	3,216,309	3,121,809
11- Mental Health	2,281,000	-	-	2,019,500	261,500	4,148,099	4,409,599
12- Fire District #2	13,500	492,000	300,000	316,000	(110,500)	1,339,426	1,228,926
13- Recreation	211,500	2,614,500	450,000	2,388,500	(12,500)	4,616,972	4,604,472
16- Lighting Dist #1	31,000	-	-	35,700	(4,700)	321,135	316,435
17- Lighting Dist #2	47,000	-	-	32,900	14,100	123,829	137,929
18- Lighting Dist #3	38,000	-	-	32,500	5,500	159,627	165,127
19- Lighting Dist #4	36,500	-	-	22,900	13,600	100,090	113,690
20- Lighting Dist #5	35,500	-	-	30,900	4,600	105,562	110,162
21- Lighting Dist #6	611,000	-	200,000	444,000	(33,000)	1,817,704	1,784,704
22- Lighting Dist #7	13,000	-	-	11,000	2,000	49,422	51,422
41- Ascension Parish Jail Fund	7,500	2,500,000	7,000	2,569,000	(68,500)	259,632	191,132
42- Law Officer's Court Fund	300,000	-	170,000	130,000	-	32,182	32,182
45- HUD Section 8	693,000	-	-	693,000	-	-	-
51- Fire District #1	239,000	2,461,000	357,500	1,913,500	429,000	6,195,414	6,624,414
52- Council on Aging	1,553,000	-	-	1,531,200	21,800	1,564,205	1,586,005
√ - 56- S&U Tax Dist. #2	11,500,000		11,359,000	140,000	1,000	128,146	129,146
59- FINS Fund	85,000	78,500		164,000	(500)	3,884	3,384
74- FEMA/ Repetitive Loss Reduction	-	-	-	-	-	314,540	314,540
76- Homeland Security Grant Fund	-	-	-	-	-	-	-
77- Fire District #3	4,246,000	833,000	1,540,000	4,276,500	(737,500)	8,447,487	7,709,987
Total Special Revenue Funds	**$ 68,869,000**	**$ 17,224,500**	**$ 39,816,500**	**$ 41,241,300**	**$ 5,035,700**	**$ 84,988,128**	**$ 90,023,828**

√ - Major Funds - The General Fund is always considered a major fund of the Parish. The other major funds of the Parish are determined by identifying any fund whose revenues or expenditures, excluding other financing sources and uses, constitute more than 10% of the revenues or expenditures of the appropriated budget.

PARISH OF ASCENSION
2015 BUDGET SUMMARY

Funds	Revenues	Transfers-In	Transfers-Out	Expenditures	Operating Surplus/Deficit	Fund Balance Beginning	Fund Balance Ending
Debt Service Funds							
23 - Library Bond Fund	641,000			579,500	61,500	276,705	338,205
32- Sales Tax Sinking	420,000	242,000	-	797,000	(135,000)	718,756	583,756
33- E.A. Major Sinking	-	4,091,500	-	4,088,500	3,000	681,917	684,917
39 - Equip Instal Purch Debt Serv	-	97,500		97,500	-	-	-
58- S&U Dist. #2 Sinking	-	1,481,500	-	1,481,000	500	407,561	408,061
63-Bayou Terrace Bond Fund	-	-	-	-	-	24,409	24,409
79 - Fire District #3 Reserve	-	-	-	-	-	-	-
80-Fire District #3 Sinking	-	-	-	-	-	-	-
81- Fire District #1 Reserve	-	-	-	-	-	115,960	115,960
82- Fire District #1 Sinking	-	357,500	-	357,000	500	153,282	153,782
92-ACUD #1 Sinking Fund		453,500	-	431,500	22,000	164,708	186,708
93-ACUD #1 Reserve Fund		-			-	392,734	392,734
Total Debt Service Funds	**$ 1,061,000**	**$ 6,723,500**	**$ -**	**$ 7,832,000**	**$ (47,500)**	**$ 2,936,032**	**$ 2,888,532**
Enterprise/Internal Service Funds							
27- Lamar Dixon Expo Center	2,281,000	-	-	2,459,500	(178,500)	1,179,022	1,000,522
44- Ascension Parish Insurance Fund	1,541,500	-	1,149,000	1,360,000	(967,500)	2,757,197	1,789,697
70- Maintenance Fund	2,108,000	-	18,000	2,214,000	(124,000)	576,391	452,391
72-Dental Insurance	164,000	-	-	181,000	(17,000)	88,086	71,086
84-ACUD #2	985,500	825,000	-	1,888,500	(78,000)	6,858,951	6,780,951
87-Fleet Management Fund	2,849,500	-	7,500	2,852,000	(10,000)	385,760	375,760
91 - ACUD #1	1,074,000	200,000	453,500	709,500	111,000	3,881	114,881
Total Enterprise/Internal Service Funds	**$ 11,003,500**	**$ 1,025,000**	**$ 1,628,000**	**$ 11,664,500**	**$ (1,264,000)**	**$ 11,849,288**	**$ 10,585,288**
SUBTOTAL - OPERATING BUDGET	**$ 91,299,600**	**$ 36,598,000**	**$ 47,772,000**	**$ 76,720,600**	**$ 3,405,000**	**$ 105,434,070**	**$ 108,839,070**
CAPITAL PROJECTS BUDGET							
25-LCDBG-Lemannville Sewer Project	-	-	-	-	-	89,893	89,893
28-Jail Construction	-	-	-	-	-	-	-
√ - 35- E.A. Major Construction Fund	25,000	-	-	7,036,000	(7,011,000)	20,028,044	13,017,044
√ - 37- Road Project	50,000	6,091,500		13,070,500	(6,929,000)	15,514,743	8,585,743
√ - 43-Office Building Construction	15,000	1,399,500	-	7,915,000	(6,500,500)	6,915,653	415,153
60 - Fire District #2 Construction Fund		300,000		300,000	-	-	-
61- Fire District #1 Construction Fund	-	-	-	-	-	201,475	201,475
65- Water/Waste Water Fund	-	2,475,000	-	2,085,000	390,000	187,518	577,518
83-Fire District #3 Construction Fund	-	1,540,000	-	1,540,000	-	399,651	399,651
85-Community Develop Block Grant	972,500	-	-	825,000	147,500	58,496	205,996
86 - Hazard Mitigation Grant Program	1,097,000		966,000	-	131,000	63,549	194,549
88-Oak Grove Construction Fund	316,000	-	316,000	-	-	41,474	41,474
√ - 89-CDBG Construction Fund	8,125,000	-	-	8,100,000	25,000	338,043	363,043
90-Park Construction	1,250,000	450,000		1,800,000	(100,000)	118,026	18,026
94 - Light Dist Construction Fund		200,000		200,000	-	15	15
SUBTOTAL - CAPITAL PROJECTS BUDGET	**$ 11,850,500**	**$ 12,456,000**	**$ 1,282,000**	**$ 42,871,500**	**$ (19,847,000)**	**$ 43,956,580**	**$ 24,109,580**
GRAND TOTAL	**$ 103,150,100**	**$ 49,054,000**	**$ 49,054,000**	**$ 119,592,100**	**$ (16,442,000)**	**$ 149,390,650**	**$ 132,948,650**

√ - Major Funds - The General Fund is always considered a major fund of the Parish. The other major funds of the Parish are determined by identifying any fund whose revenues or expenditures, excluding other financing sources and uses, constitute more than 10% of the revenues or expenditures of the appropriated budget.

OVERALL BUDGET REVENUE & REQUIRED FUND BALANCE
2014 COMPARED TO 2015
(in millions)

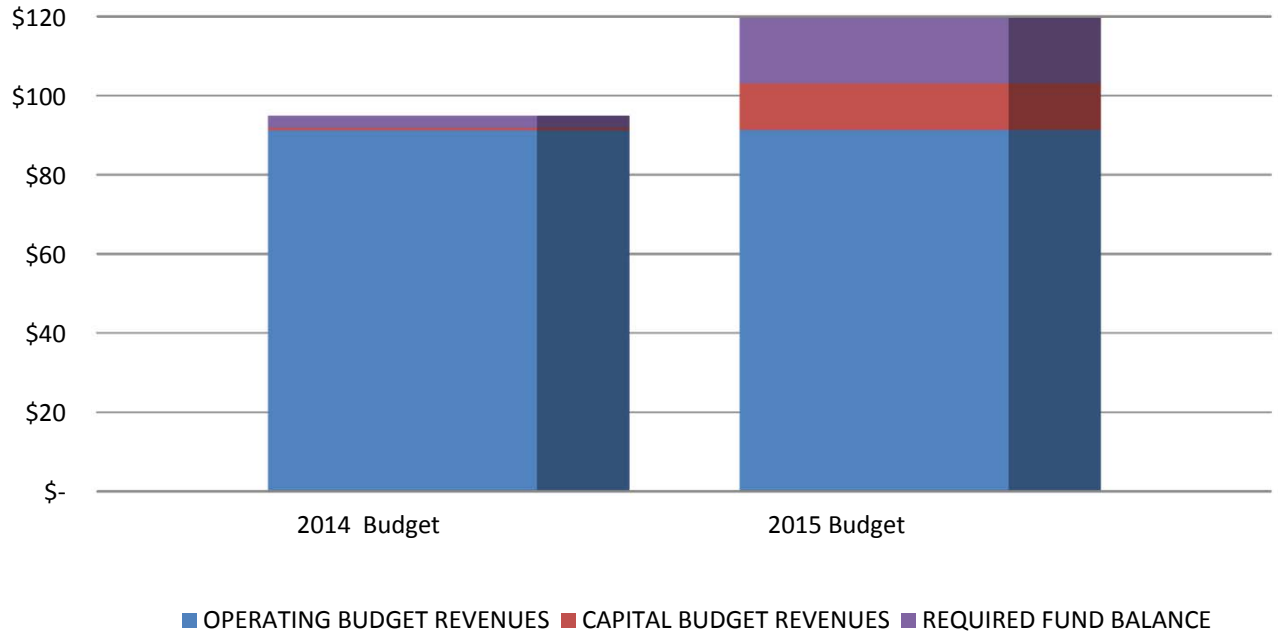

OVERALL BUDGET EXPENDITURES
2014 BUDGET COMPARED TO 2015
(in millions)

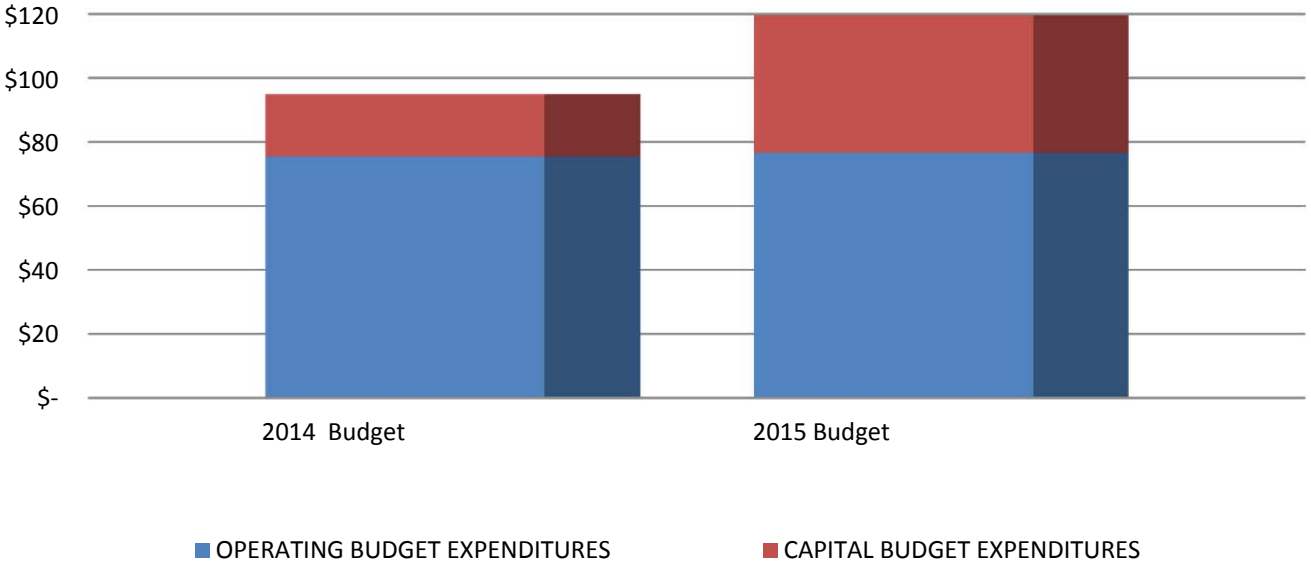

OPERATING BUDGET REVENUES
2014 COMPARED TO 2015
(in millions)

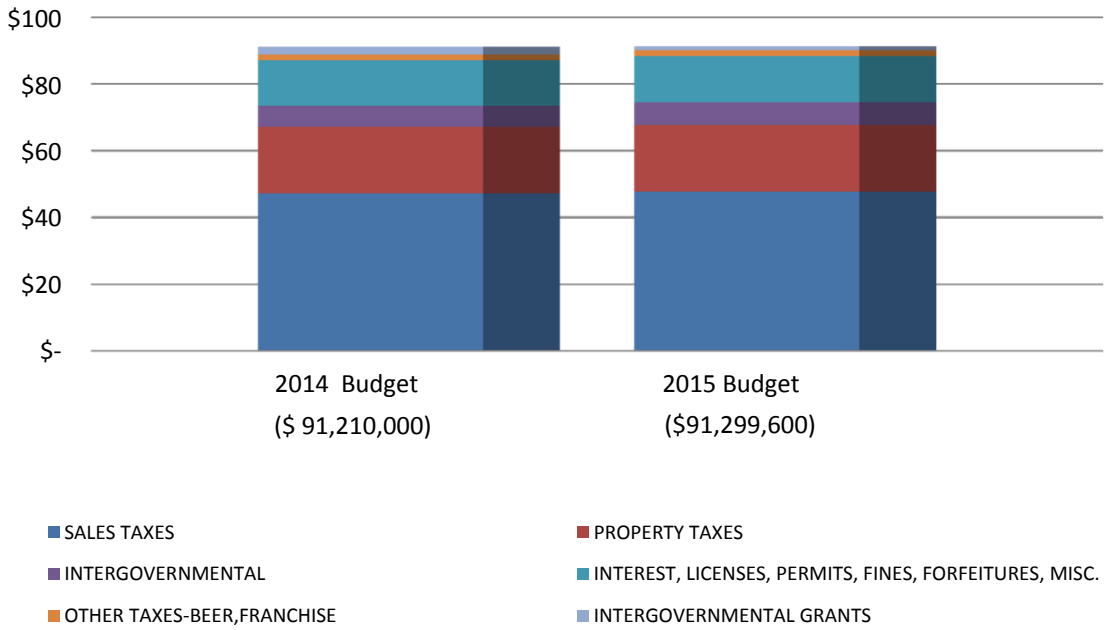

OPERATING BUDGET EXPENDITURES
2014 BUDGET COMPARED TO 2015
(in millions)

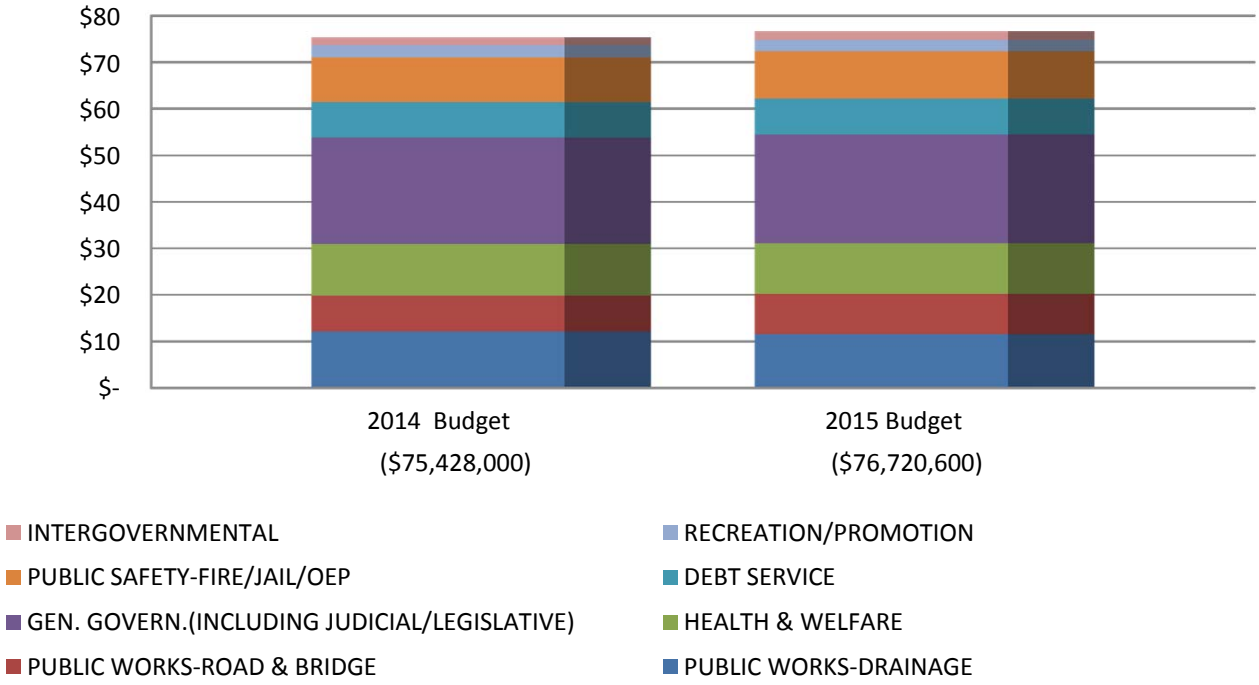

CAPITAL BUDGET REVENUE & REQUIRED FUND BALANCE
2014 COMPARED TO 2015
(in millions)

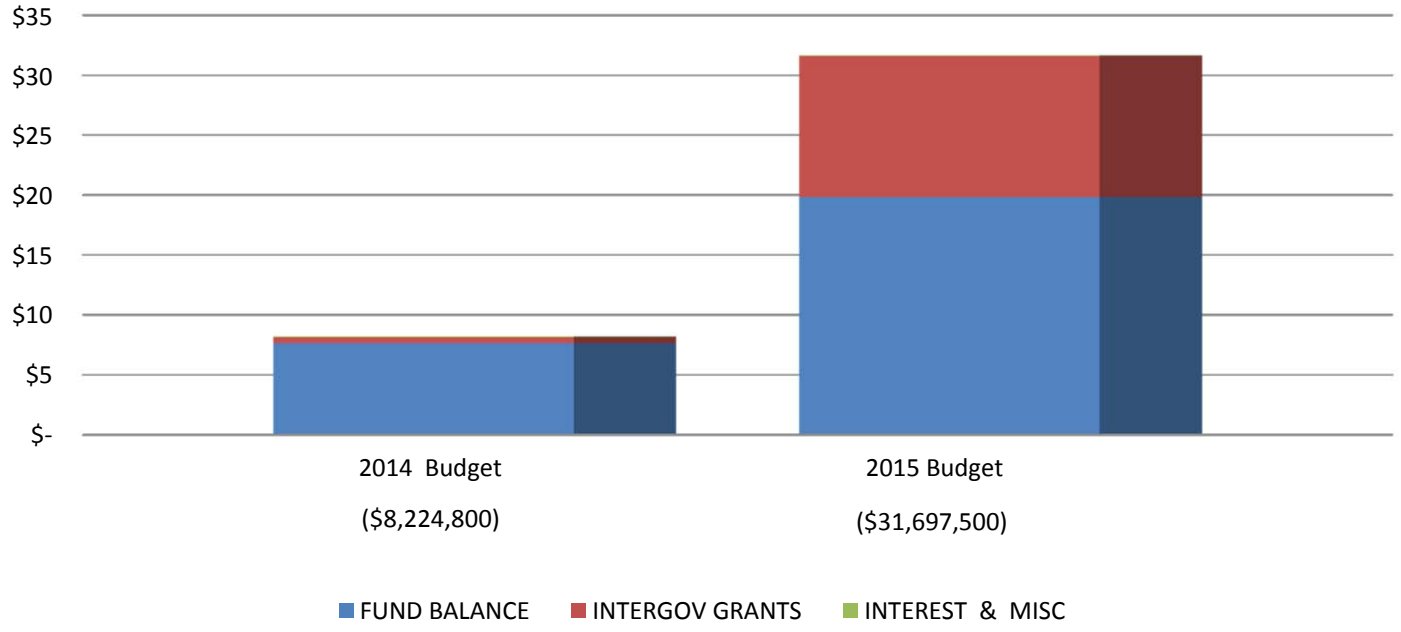

CAPITAL BUDGET EXPENDITURES
2014 COMPARED TO 2015
(in millions)

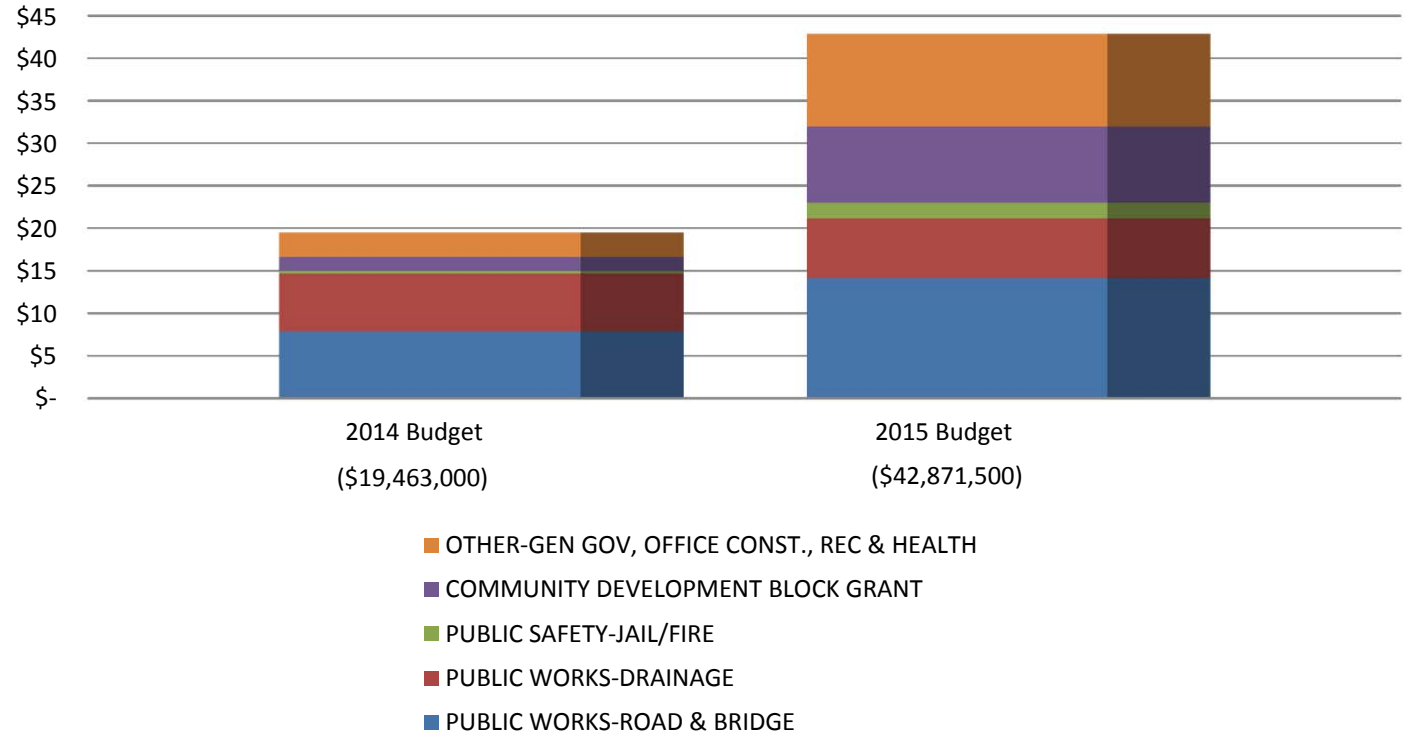

ASCENSION PARISH GOVERNMENT
State of Louisiana

Personnel Summary

DESCRIPTION	2013 POSITIONS	2014 POSITIONS	2015 POSITIONS
GENERAL FUND			
LEGISLATIVE			
ASSIST MANAGER, DPW	0.50	0.00	0.00
COUNCILMEMBER **(PART TIME/TEMPORARY)**	11.00	11.00	11.00
EXECUTIVE ASSISTANT TO PRES/CAO	0.40	0.50	0.50
PARISH SECRETARY	1.00	1.00	1.00
SECRETARY II	1.00	1.00	1.00
Legislative	13.90	13.50	13.50
JUDICIAL PARISH COURT			
COURT REPORTER	1.00	1.00	1.00
JUDGE	1.00	1.00	1.00
Judicial Parish Court	2.00	2.00	2.00
JUDICIAL 23RD DISTRICT			
DISTRICT ATTORNEY	1.00	1.00	1.00
DISTRICT ATTORNEY ASSISTANT **(PART TIME/TEMPORARY)**	19.00	19.00	19.00
DISTRICT ATTORNEY 1ST ASSISTANT **(PART TIME/TEMPORARY)**	1.00	1.00	1.00
Judicial 23rd District	21.00	21.00	21.00
JUDICIAL - JUSTICES OF THE PEACE & CONSTABLES			
CONSTABLE	3.00	3.00	3.00
JUSTICE OF THE PEACE	3.00	3.00	3.00
Justices of the Peace & Constables	6.00	6.00	6.00
ELECTION			
ADMINISTRATIVE COORDINATOR 3	3.00	3.00	3.00
ASST DPY REG OF VOTERS	1.00	1.00	1.00
CONFIDENTIAL ASSISTANT	1.00	1.00	1.00
DEPUTY CHIEF	1.00	1.00	1.00
REGISTRAR OF VOTERS	1.00	1.00	1.00
Election	7.00	7.00	7.00
GENERAL ADMINISTRATION			
EXECTUTIVE ASSISTANT TO PARISH PRESIDENT/CAO	0.75	1.50	1.00
OFFICE MANAGER	0.50	0.50	0.50
PARALEGAL	2.00	2.00	2.00
SECRETARY I	1.00	2.00	2.00
WESTSIDE COORDINATOR	1.00	0.00	0.00
General Administration	5.25	6.00	5.50

ASCENSION PARISH GOVERNMENT
State of Louisiana

Personnel Summary

DESCRIPTION	2013 POSITIONS	2014 POSITIONS	2015 POSITIONS
HOMELAND SECURITY/EMERGENCY PREPAREDNESS			
ASSISTANT OEP DIRECTOR	1.00	1.00	1.00
COE STUDENT **(PART TIME/TEMPORARY)**	1.00	0.00	0.00
DIRECTOR OEP	1.00	1.00	1.00
LOGISTICS SUPPLY OFFICER	1.00	1.00	1.00
OPERATIONS TRAINING OFFICER	1.00	1.00	1.00
PLANNING INTELLIGENCE OFFICER	1.00	1.00	1.00
Homeland Security/Emergency Preparedness	5.00	5.00	5.00
BUILDING			
BUILDING INSPECTOR	3.00	3.00	3.00
CHIEF BUILDING OFFICIAL	1.00	1.00	1.00
CLERK	4.00	4.00	4.00
CODE ENFORCEMENT OFFICER	1.00	1.00	1.00
DEPUTY BUILDING OFFICIAL	1.00	1.00	1.00
DOCUMENT/MGR/WRKFLOW	0.50	0.00	0.00
DPW MANAGER	1.75	0.00	0.00
IMAGING SPECIALIST	1.00	1.00	1.00
OFFICE MANAGER	1.00	1.00	1.00
PLANS ANALYST II	1.00	1.00	1.00
SECRETARY	0.10	0.20	0.20
Building	15.35	13.20	13.20
PLANNING & DEVELOPMENT			
SR PROJECT SUPERVISOR	0.00	1.00	0.00
DIRECTOR, PLANNING & ZONING	1.00	1.00	1.00
DOCUMENT/MGR/WKFLOW	0.00	1.00	0.00
FLOOD PLAIN COORDINATOR	1.00	1.00	1.00
INSPECTOR/SUBDIVISION	0.00	1.00	0.00
MANAGER/DPW	0.00	3.00	0.00
MUNICIPAL ADDRESSING COORDINATOR	1.00	1.00	1.00
PLANNER	1.00	1.00	1.00
SECRETARY II	2.00	2.00	2.00
SUPERVISOR ROADS	0.00	1.00	0.00
SURVEY TECH	0.00	1.00	0.00
ZONING OFFICIAL	1.00	1.00	1.00
Planning & Development	7.00	15.00	7.00
IS/GIS			
IT GIS ADMINISTRATOR	1.00	1.00	1.00
IT GIS ANALYST	0.00	1.00	1.00
IT GIS COORDINATOR	1.00	1.00	1.00
IT GIS PROJECT COORDINATOR	1.00	1.00	0.00
IT TECH SPECIALIST I	1.00	1.00	2.00
IT TECH SPECIALIST II	2.00	2.00	3.00
SECRETARY I	1.00	1.00	1.00
TECHNOLOGY MANAGER	1.00	1.00	1.00
IS/GIS	8.00	9.00	10.00

ASCENSION PARISH GOVERNMENT
State of Louisiana

Personnel Summary

DESCRIPTION		2013 POSITIONS	2014 POSITIONS	2015 POSITIONS
VIDEO PROGRAMMING				
VIDEO PRODUCTION MANAGER		0.90	1.00	1.00
VIDEO PRODUCTION SPECIALIST		1.00	1.00	1.00
	Video Programming	1.90	2.00	2.00
STORM WATER				
INSPECTOR,STORMWATER		2.00	0.00	0.00
STORMWATER PROGRAM MGR		1.00	0.00	0.00
SURVEY TECHNICIAN		0.00	0.00	0.00
UTILITY SUPERVISOR		0.00	0.00	0.00
	Storm Water	3.00	0.00	0.00
FINANCE				
ACCOUNTANT I		4.00	5.00	2.00
ACCOUNTANT II		3.00	2.00	3.00
ACCOUNTANT III		0.00	1.00	3.00
ASSISTANT TREASURER		2.00	2.00	2.00
BUYER		2.00	1.00	1.00
BUYER II		0.00	1.00	1.00
BUYER III		0.00	1.00	1.00
CHIEF ACCOUNTANT		2.00	2.00	2.00
CHIEF FINANCIAL OFFICER/TREASURER		1.00	1.00	1.00
PURCHASING DIRECTOR		1.00	1.00	1.00
PURCHASING SUPERVISOR		1.00	0.00	0.00
SECRETARY I		1.00	0.00	0.00
SECRETARY/ACCOUNTING CLERK		2.00	2.00	2.00
	Finance	19.00	19.00	19.00
HUMAN RESOURCES				
BENEFITS ADMINISTRATOR		1.00	1.00	1.00
COE STUDENT **(PART TIME/TEMPORARY)**		0.00	0.00	0.40
COURIER		1.00	1.00	1.00
DIRECTOR		1.00	1.00	1.00
HUMAN RESOURCES GENERALIST		1.00	1.00	1.00
HUMAN RESOURCES SPECIALIST		1.00	1.00	1.00
SECRETARY I		1.00	1.00	1.00
	Human Resources	5.00	5.00	6.40
EXECUTIVE ADMINISTRATION				
CH EXE ASST TO PARISH PRESIDENT		2.00	1.00	1.00
CHIEF ADMINISTRATIVE OFFICER		0.00	1.00	1.00
CHIEF OF STAFF		1.00	0.00	0.00
EXECUTIVE ASSISTANT TO PRES/CAO		0.00	0.00	1.00
PARISH PRESIDENT		1.00	0.68	0.67
PUBLIC INFORMATION OFFICER		1.00	1.00	1.00
SECRETARY		0.70	0.40	0.40
	Executive Administration	5.70	4.08	5.07

ASCENSION PARISH GOVERNMENT
State of Louisiana

Personnel Summary

DESCRIPTION	2013 POSITIONS	2014 POSITIONS	2015 POSITIONS
GRANTS			
ASSISTANT GRANTS OFFICER	1.00	1.00	1.00
ENGINEER/PE	0.22	0.00	0.00
GRANTS COORDINATOR	2.00	2.00	2.00
GRANTS OFFICER	1.00	1.00	1.00
SENIOR PROJECT MANAGER	0.00	0.00	0.25
Grants	4.22	4.00	4.25
ADJUDICATION			
EXECUTIVE ASSISTANT TO PRES/CAO	0.20	0.00	0.00
MANAGER,VIDEO	0.10	0.00	0.00
OFFICE MANAGER	0.50	0.50	0.50
Adjudication	0.80	0.50	0.50
ENGINEERING			
CHIEF ENGINEER	2.00	2.00	2.00
DESIGN DRAFTER	2.00	2.00	2.00
DOCUMENT/MGR/WKFLOW	0.00	0.00	1.00
ENGINEER EIT	1.00	1.00	1.00
ENGINEER PE	1.78	2.00	2.00
GENERAL MANAGER	0.00	0.00	1.00
GPS/HYDROLOGY SPECIALIST	1.00	1.00	1.00
INSPECTOR, SUBDIVISIONS	0.00	0.00	1.00
MANAGER, DPW	0.00	0.00	3.00
SECRETARY I	0.00	0.00	2.00
SECRETARY II	0.50	0.50	0.00
SENIOR DATA SPECIALIST	1.00	1.00	1.00
SR PROJECT MANAGER	1.00	1.00	1.00
SUPERVISOR, ROADS	1.00	0.00	1.00
SURVERY CAD MANAGER	0.00	1.00	1.00
SURVEY TECH	7.00	7.00	4.00
UTILITY SPECIALIST	0.00	0.00	1.00
Engineering	18.28	18.50	25.00
TOTAL GENERAL FUND	**142.70**	**146.70**	**147.35**

ASCENSION PARISH GOVERNMENT
State of Louisiana

Personnel Summary

DESCRIPTION	2013 POSITIONS	2014 POSITIONS	2015 POSITIONS
SPECIAL REVENUE			
ROAD AND BRIDGE			
ASST DPW DIR/OP MGR/WESTSDIE	0.50	0.50	0.50
ASSISTANT DPW DIRECTOR	1.00	1.00	1.00
DIRECTOR, PUBLIC WORKS	0.75	1.00	1.00
DOUCMENT/MGR/WORKFLOW	0.50	0.00	0.00
DRIVER I -SINGLE AXLE	10.00	10.00	10.00
DRIVER II-TANDEM	1.50	2.50	2.50
ENVIRONMENTAL SUPERVISOR	1.00	1.00	1.00
FOREMAN,ROAD	2.50	2.50	2.00
FORMAN, BRIDGES	1.00	0.50	0.50
GRADE TECHNICIAN	1.50	1.50	1.50
INSPECTOR, SUBDIVISION	2.00	0.00	0.00
LABORER	13.00	14.00	15.00
MANAGER, DPW	2.75	1.50	1.50
MASTER MECHANIC	0.00	0.50	0.50
OPERATOR I	0.50	0.50	1.50
OPERATOR II	14.50	15.50	14.50
OPERATOR III	2.50	2.50	2.50
OPERATOR IV	8.00	6.50	6.50
SAFTEY OFFICER	0.90	0.90	0.90
SECRETARY I	1.10	0.80	0.80
SECRETARY II	1.50	1.50	2.00
SUPER/SHOP/YARD/BLDG&GRD	1.00	1.00	1.00
SUPERVISOR - BRIDGE	2.00	2.00	2.00
SUPERVISOR - WEED CONTROL	1.00	1.00	1.00
UTILITY OPERATOR	5.00	5.00	5.00
YARD OPERATOR	1.00	1.00	1.00
TOTAL - ROAD & BRIDGE	77.00	74.70	75.70

ASCENSION PARISH GOVERNMENT
State of Louisiana

Personnel Summary

DESCRIPTION	2013 POSITIONS	2014 POSITIONS	2015 POSITIONS
EAST ASCENSION DRAINAGE			
ASST DRAIN DIRECT & OPER MGR	1.00	1.00	1.00
CHIEF EXEC ASST TO PARISH PRESIDENT	0.25	0.00	0.00
DIRECTOR EA DRAINAGE	1.00	1.00	1.00
DRIVER II	3.00	2.00	3.00
GRADE TECHNICIAN	5.00	4.00	4.00
LABORER	5.00	4.00	3.00
MANAGER DRAINAGE	2.00	2.00	2.00
MASTER RIGGER	1.00	1.00	1.00
MECHANIC,MASTER	1.00	1.00	1.00
OPERATOR I	1.00	1.00	1.00
OPERATOR II	20.00	17.00	18.00
OPERATOR III	3.00	3.00	3.00
OPERATOR IV	11.00	13.00	13.00
PARISH PRESIDENT	0.00	0.16	0.16
RIGHT OF WAY AGENT	1.00	1.00	1.00
SECRETARY I	2.00	1.40	1.40
SECRETARY II	1.00	0.00	0.00
SR. RIGHT OF WAY AGENT	1.00	1.00	1.00
SUPERVISOR, DRAINAGE	4.00	4.00	4.00
SUPERVISOR, WEED CONTROL	5.00	4.00	4.00
SURVEY TECHNICIAN	1.00	1.00	1.00
UTILITY OPERATOR	7.00	6.00	6.00
TOTAL - EAST ASCENSION DRAINAGE	76.25	68.56	69.56
WEST ASCENSION DRAINAGE			
ASST DPW DIR/OP MGR/WESTSDIE	0.00	0.50	0.50
DIRECTOR PUBLIC WORKS	0.25	0.00	0.00
DRIVER II	0.50	0.50	0.50
FOREMAN, BRIDGES	0.00	0.50	0.50
FOREMAN, ROADS	0.50	0.00	0.00
GRADE TECH	0.50	0.50	0.50
MANAGER DPW	0.50	0.50	0.50
MASTER MECHANIC	0.00	0.50	0.50
OPERATOR I	2.50	0.50	1.50
OPERATOR II	0.50	0.50	0.50
OPERATOR III	0.50	0.50	0.50
OPERATOR IV	2.00	1.50	1.50
PARISH PRESIDENT	0.00	0.08	0.08
SAFETY OFFICER	0.10	0.10	0.10
SECRETARY I	0.10	0.20	0.20
TOTAL - WEST ASCENSION DRAINAGE	7.95	6.38	7.38

ASCENSION PARISH GOVERNMENT
State of Louisiana

Personnel Summary

DESCRIPTION	2013 POSITIONS	2014 POSITIONS	2015 POSITIONS
CRIMINAL COURT			
ASSISTANT ADMINISTRATOR	1.00	1.00	1.00
C. O. E. WORKER **(PART TIME/TEMPORARY)**	2.00	0.00	0.00
COURIER **(PART TIME/TEMPORARY)**	1.00	1.00	1.00
COURT REPORTER	3.00	3.00	3.00
FINS COORDINATOR	1.00	1.00	0.00
JUDICIAL ADMINISTRATOR/HEARING OFFICER	0.00	1.00	1.00
LAW CLERK **(TEMPORARY)**	5.00	6.00	6.00
OFFICE ASSISTANT	0.00	1.00	0.00
RECEPTIONIST	3.00	2.00	2.00
SECRETARY	2.00	2.00	2.00
TOTAL - CRIMINAL COURT	18.00	18.00	16.00
HEALTH UNIT			
HEALTH UNIT			
ASSISTANT DPW DIRECTOR & OEP MANAGER	0.20	1.00	1.00
ASSISTANT HEALTH DIRECTOR	1.00	1.00	1.00
BIOLOGIST/SURVEILLANCE OFFICER	0.50	0.50	0.50
CASEWORKER	1.00	0.00	1.00
CASEWORKER ASSISTANT (**PART TIME)**	1.00	1.00	1.00
CLERK	1.00	1.00	0.00
CUSTODIAN	1.00	1.00	1.00
FLOATING NURSE	0.00	0.00	0.50
HEALTH EDUCATOR	0.00	0.00	1.00
LAB ASSISTANT	1.00	1.00	1.00
NURSE, LPN	1.00	1.00	1.00
NURSE, RN	3.00	3.00	1.00
NURSE, SUPERVISOR	1.00	1.00	1.00
OFFICE MANAGER	1.00	1.00	0.00
RECEPTIONIST (**PART TIME**)	1.00	0.00	0.00
REGISTERED DIETICIAN	1.00	1.00	1.00
SECRETARY I	2.00	2.00	2.00
SECRETARY II	0.75	1.00	1.00
WASTEWATER TECHNICIAN	1.00	1.00	1.00
Health Unit	18.45	17.50	16.00
ANIMAL SHELTER			
ANIMAL CONTROL OFFICER	2.00	2.00	2.00
CLERK	1.00	1.00	1.00
DIRECTOR, ANIMAL CONTROL	0.70	0.70	0.70
KENNEL TECHNICIAN	0.00	0.00	0.00
LABORER	1.00	2.00	1.00
OFFICE MANAGER	0.70	0.70	0.70
Animal Shelter	5.40	6.40	5.40

ASCENSION PARISH GOVERNMENT
State of Louisiana

Personnel Summary

DESCRIPTION	2013 POSITIONS	2014 POSITIONS	2015 POSITIONS
MOSQUITO CONTROL			
BIOLOGIST / SURVEIL OFFIC	0.50	0.50	0.50
DIRECTOR, MOSQUITO CONTROL	1.00	1.00	1.00
MOSQUITO CONTROL SPECIALIST	2.00	3.00	2.00
MOSQUITO CONTROL SUPERVISOR	2.00	2.00	2.00
NIGHT SPRAYER (**PART TIME)**	10.00	8.00	10.00
SECRETARY II	1.00	1.00	1.00
Mosquito Control	16.50	15.50	16.50
TOTAL - HEALTH UNIT	40.35	39.40	37.90
MENTAL HEALTH			
COUNSELOR, MENTAL HEALTH/SUBSTANCE ABUSE	10.00	10.00	10.00
LPN	1.00	1.00	1.00
INTAKE COORDINATOR	1.00	1.00	1.00
MENTAL HEALTH DIRECTOR	1.00	1.00	1.00
RECPETIONIST	0.00	1.00	1.00
OFFICE MANAGER	1.00	1.00	1.00
SECRETARY I	2.00	2.00	1.00
FLOATING NURSE	0.00	0.00	0.50
SECRETARY/ACCOUNT CLERK	1.00	1.00	1.00
MANAGER, CLINICAL SERVICES	1.00	1.00	1.00
THERAPEUTIC SAFETY TECH (**PART TIME)**	0.00	2.00	2.00
TOTAL - MENTAL HEALTH	18.00	21.00	20.50
RECREATION A			
CH EXEC ASST TO PARISH PRESIDENT	0.25	0.00	0.00
CUSTODIANS **(PART TIME)**	3.00	2.00	2.00
FOREMAN RECREATION	1.00	1.00	2.00
LABORER	0.00	1.00	1.00
PARK MAINTENANCE TECHNICIAN I	2.00	1.00	1.00
PARK MAINTENANCE TECHNICIAN I (**PART TIME/TEMPORARY)**	0.00	1.00	0.00
PARK MAINTENANCE TECHNICIAN II	6.00	7.00	6.00
PARK MAINTENANCE TECHNICIAN II (**PART TIME/TEMPORARY)**	0.00	0.00	2.00
PK MAIN TEC/FACILITY CO	1.00	1.00	1.00
PROGRAMS COORDINATOR	3.00	3.00	3.00
RECREATION DIRECTOR	1.00	1.00	1.00
SENIOR PROJECT MANAGER	0.00	0.00	0.50
SUPERVISOR RECREATION	1.00	1.00	1.00
TOTAL - RECREATION	18.25	19.00	20.50

ASCENSION PARISH GOVERNMENT
State of Louisiana

Personnel Summary

DESCRIPTION	2013 POSITIONS	2014 POSITIONS	2015 POSITIONS
JAIL			
ASSISTANT DPW DIRECTOR & OEP MANAGER	0.40	0.00	0.00
CONSTRUCTION INSPECTOR	0.50	0.33	0.33
DIRECTOR, ANIMAL CONTROL	0.00	0.00	0.30
JAIL SUPERVISOR	1.00	1.00	1.00
MAINTENANCE COORDINATOR	2.00	2.00	2.00
MANAGER, ANIMAL CONTROL	0.30	0.30	0.00
NURSE, LPN	2.00	2.00	2.00
NURSE, LPN **(PART TIME)**	0.00	0.00	1.00
NURSE, RN	0.00	0.00	2.00
NURSE, RN **(PART TIME)**	1.00	3.00	0.00
NURSE, SUPERVISOR	1.00	1.00	1.00
OFFICE MANAGER	0.30	0.30	0.30
SECRETARY II	1.00	1.00	1.00
TOTAL - JAIL	9.50	10.93	10.93
FIRE DISTRICT #1			
ADMINISTRATIVE ASSISTANT	1.00	1.00	1.00
DAY MAN (**PART TIME)**	1.00	1.00	1.00
FIRE SERVICE COORDINATOR	1.00	1.00	1.00
FIREFIGHTER **(PART TIME/TEMPORARY)**	30.00	40.00	40.00
RECEPTIONIST	1.00	1.00	1.00
TREASURER **(PART TIME/TEMPORARY)**	1.00	1.00	1.00
TOTAL - FIRE DISTRICT #1	35.00	45.00	45.00
FINS			
FINS CASE MANAGER	3.00	3.00	1.00
FINS INTAKE OFFICER/MON	1.00	1.00	2.00
FINS OFFICER	0.00	0.00	1.00
TOTAL - FINS	4.00	4.00	4.00
FIRE DISTRICT #3			
DEPUTY CHIEF	1.00	1.00	1.00
CAPTAIN	6.00	6.00	9.00
SECRETARY TO CHIEF	1.00	1.00	1.00
FIRE CHIEF	1.00	1.00	1.00
FIREFIGHTER	15.00	21.00	24.00
TOTAL - FIRE DISTRICT #3	24.00	30.00	36.00
TOTAL SPECIAL REVENUE	**328.30**	**336.97**	**343.47**

ASCENSION PARISH GOVERNMENT
State of Louisiana

Personnel Summary

DESCRIPTION	2013 POSITIONS	2014 POSITIONS	2015 POSITIONS
ENTERPRISE FUND			
LAMAR DIXON			
ASST MANGER DPW	0.00	1.00	1.00
CONSTRUCTION INSPECTOR	0.00	0.34	0.34
EVENT TECH	3.00	3.00	3.00
EVENT TECH **(PART TIME)**	6.00	6.00	6.00
FACILITY OPERATIONS SUPERVISOR	1.00	1.00	1.00
FOOD AND BEVERAGE COORDINATOR **(PART TIME)**	1.00	2.00	2.00
GENERAL MANAGER	1.00	1.00	1.00
LABORER **(PART TIME)**	1.00	1.00	2.00
NIGHT WATCHMAN	2.00	2.00	2.00
REC DIR/SALES & MARKETING	0.00	0.50	0.00
SALES AND MARKETING MANAGER	0.00	0.00	1.00
SECRETARY	1.00	1.00	1.00
SENIOR PROJECT MANAGER	0.00	0.00	0.50
TOTAL - LAMAR DIXON	16.00	18.84	20.84
MAINTENANCE			
CARPENTER	2.00	2.00	3.00
CONSTRUCTION INSPECTOR	0.50	0.33	0.33
CUSTODIAN	10.00	10.00	10.00
ELECTRICIAN	1.00	1.00	1.00
FORMAN CUSTODIAN	2.00	2.00	2.00
HVAC TECH	1.00	1.00	1.00
LABORER	3.00	5.00	5.00
MANAGER, DPW	1.00	1.00	1.00
SECRETARY	1.00	1.00	1.00
SURVEY TECH	1.00	1.00	1.00
UTILITY INSPECTOR	0.50	0.50	0.50
UTILITY OPERATOR	0.00	1.00	1.00
TOTAL - MAINTENANCE	23.00	25.83	26.83
ACUD#2			
ASSISTANT DPW DIRECTOR & OEP MANAGER	0.40	0.00	0.00
CHIEF UTILITY INSPECTOR	0.00	0.00	0.75
COMPLIANCE OFFICER/MANGER	0.00	0.75	0.00
DIRECTOR, PUB UTILITIES	0.00	0.80	0.80
ENGINEER/PE	0.00	0.80	0.80
INSPECTOR, STORMWATER	0.00	1.00	1.00
SECRETARY I	0.25	0.00	0.00
UTILITIES INSPECTOR	0.50	0.50	0.50
UTILITIES, SUPERVISOR	1.00	1.80	0.80
WASTE WATER TECHNICIAN	0.00	0.00	1.00
WATER & SEWER SPECIALIST	1.00	0.00	1.00
TOTAL - UTILITIES	3.15	5.65	6.65

ASCENSION PARISH GOVERNMENT
State of Louisiana

Personnel Summary

DESCRIPTION	2013 POSITIONS	2014 POSITIONS	2015 POSITIONS
FLEET MANAGEMENT			
CLERK	1.00	1.00	1.00
CUSTOMER SERVICE REP	0.00	0.00	1.00
FLEET MANAGER	1.00	1.00	1.00
FLEET OPERATIONS DISPATCH	0.00	1.00	0.00
LABORER	0.00	2.00	2.00
LUBRICATION TIRE SPECIALIST	3.00	3.00	3.00
MASTER MECHANIC	4.00	5.00	6.00
MECHANIC	1.00	1.00	1.00
PARTS RUNNER	1.00	1.00	1.00
SUPER/SHOP/YARD	0.00	1.00	1.00
SUPERVISOR, SHOP	2.00	1.00	1.00
SURVEY TECH	1.00	0.00	0.00
TOTAL- FLEET MANAGEMENT	14.00	17.00	18.00
ACUD#1			
CHIEF UTILITY INSPECTOR	0.00	0.00	0.25
COMPLIANCE/OFF/MANAGER	0.00	1.00	0.00
DIRECTOR, PUB UTILITIES	0.00	0.80	0.20
ENGINEER/PE	0.00	0.20	0.20
PARISH PRESIDENT	0.08	0.08	0.08
SEC/ACCT CLERK	1.00	1.00	1.00
UTILITIES SUPERVISOR	0.00	0.20	0.20
WASTEWATER TECH	2.00	2.00	0.00
WATER & SEWER SPECIALIST	1.00	0.00	2.00
TOTAL- ACUD#1	4.08	5.28	3.93
TOTAL ENTERPRISE FUND	**60.23**	**72.60**	**76.25**
TOTAL ASCENSION PARISH GOVERNMENT	**531**	**556**	**567**

Note: Some employee's salaries are allocated by the percent of time that they work for different departments.

PARISH OF ASCENSION
LOUISIANA

ASCENSION PARISH GOVERNMENT

OPERATING BUDGET

PARISH OF ASCENSION

LOUISIANA

ASCENSION PARISH GOVERNMENT

GENERAL FUND

PARISH OF ASCENSION

LOUISIANA

GENERAL FUND
TABLE OF CONTENTS

DEPARTMENT #	DESCRIPTION	PAGE
	GENERAL FUND SUMMARY OVERVIEW	47-56
	GENERAL FUND BUDGET SUMMARY	57-58
	GENERAL FUND REVENUE LINE ITEM	59-61
02.041	LEGISLATIVE	62
02.042	JUDICIAL PARISH COURT	63
02.043	JUDICIAL 23rd DISTRICT	64
02.044	JUDICIAL CLERK OF COURT	65
02.045	JUDICIAL CORONER	66
02.046	JUDICIAL - JP & CONSTABLES	67
02.048	ELECTION	68
02.049	GENERAL ADMINISTRATION	69-70
02.051	PUBLIC SAFETY	71
02.053	HOMELAND SECURITY/EMERGENCY PREP.	72-73
02.076	BUILDING	74-75
02.081	PARISH PROMOTION/COUNTY AGENT	76
02.083	INTERGOVERNMENTAL	77
02.085	PLANNING & DEVELOPMENT	78-79
02.086	IS/GIS	80-81
02.089	VIDEO PROGRAMMING	82-83
02.090	OTHER FINANCING SOURCES (TRANSFERS OUT)	84
02.475	STORM WATER DEPARTMENT	85
02.491	FINANCE	86-87
02.492	HUMAN RESOURCES	88-89
02.493	ECONOMIC DEVELOPMENT	90
02.494	INTERGOVERNMENTAL GRANTS	91
02.495	APPROPRIATIONS	92
02.496	EXECUTIVE ADMINISTRATION	93
02.497	GRANTS	94-95
02.498	ADJUDICATION	96
02.499	ENGINEERING	97-98

PARISH OF ASCENSION

LOUISIANA

ASCENSION PARISH GOVERNMENT
State of Louisiana

GENERAL FUND

Summary Overview

The General Fund is the primary operating fund of the Parish. It is used to account for all financial resources except those required to be accounted for in another fund. Below is a summary of the major highlights of the General Fund 2015 operating budget.

Revenues:

The General Fund's primary sources of revenue are from ad valorem and sales taxes collections. These major revenue sources represent over 63% of the projected 2015 resources for the General Fund.

Ad Valorem taxes are projected to be approximately $3.8 million, or 18% of total revenues and other financing sources. These estimates have been based on property value assessments provided by the Parish Assessor's Office. Ad valorem taxes levied on property were dedicated as follows:

Description	Per $1,000
General:	
Outside municipal limits	$ 2.86
Inside municipal limits	1.43
Juvenile Detention	1.00

Sales taxes proceeds used to support the general governmental functions of the Parish are collected in the Sales & Use Tax District #1 Fund (a special revenue fund). Nearly 43%, or $10 million, of the sales and use tax collected in this fund will be transferred to the General Fund. These financing sources represent 46% of all available resources in the General Fund.

Overall, General Fund revenues are projected to increase by approximately $242,000. This increase is mainly due to the increase in Intergovernmental revenues and intergovernmental grants.

Expenditures:

The General fund expenditures are projected to increase by approximately 10%, or $1,406,000, over fiscal year 2014. This increase is mainly due to the increase in expenses to the 23rd Judicial District Attorney appropriations, intergovernmental grants, and increases in the parish Maintenance Fund Fee for major repairs and maintenance to various buildings in the Parish.

ASCENSION PARISH GOVERNMENT
State of Louisiana

GENERAL FUND

Department Descriptions

LEGISLATIVE

The Ascension Parish Council consists of 11 members who are elected from a single member district. The Council serves as the legislative and policy making body of the Parish. Their functions include, but are not limited to, enact ordinances, levy and collect taxes, special assessments, service charges, license charges, fees and other revenues, borrow money in such manner and subject to such limitations as may be provided by law.

JUDICIAL PARISH COURT

The Parish is mandated by state law to pay a portion of the salary and benefits for the District Court Judge along with the salary and benefits for the clerk. In addition, a suitable court room and offices must be provided for the Parish Court Judge and clerk.

JUDICIAL 23RD DISTRICT

The District Attorney of the Twenty-third Judicial District shall serve as the parish attorney to the parish governing authority, parish president and all parish departments, offices and agencies. The Parish provides office space for the District Attorney's office and is mandated by state law to pay a portion of the District Attorney's and Assistant District Attorney's salaries.

JUDICIAL CLERK OF COURT

The Parish is mandated by state law to provide and pay the expense of offices, furniture and equipment needed by the Clerk and recorders of the parish for the proper conduct of their office.

JUDICIAL CORONER

The Parish is mandated by state law to pay fees for services performed such as conducting investigations, performing autopsies, appearing in court and performing laboratory tests.

JUDICIAL – JUSTICE OF THE PEACE & CONSTABLES

The three Justices of the Peace and three Constables are elected officials from districts within Ascension Parish. Ascension Parish provides an annual salary of $14,400 per Justice and Constable and related fringe benefits. Minimum funding is provided for travel.

ELECTIONS

The Parish is mandated by state law to provide office space and pay for a designated portion of the annual salary of the registrar of voters, a portion of the salaries of chief deputies and confidential assistants, all necessary equipment, supplies, and other expenses for the registrar of voters.

GENERAL ADMINISTRATION

This department is used to account for general governmental expenditures which are not specific or direct services in nature. Charges for various miscellaneous expenses, included but not limited to, select administrative salaries, utilities and maintenance to various public buildings, and related office supplies are charged here.

PUBLIC SAFETY

The Parish pays St. James Youth Detention Center to house juveniles that are ordered by the court to be placed there from Ascension Parish.

HOMELAND SECURITY/EMERGENCY PREPAREDNESS

The Ascension Parish Office of Homeland Security serves the citizens of the Parish through effective planning for natural and man-made disasters. The goal is to save lives and to protect property through the coordination of an integrated emergency management system with all emergency response organizations, support services and volunteers.

BUILDING

The Building Department issues building and occupancy permits to move, build/construct remodel or renovate buildings and/or mobile homes in Ascension Parish.

PARISH PROMOTION/COUNTY AGENT

Ascension Parish subsidizes the salaries of state employees of the Louisiana Cooperative Extension Service assigned to the Parish. Funding is also provided for the costs associated with housing, operating, and maintaining an office.

PLANNING & DEVELOPMENT

The Office of Planning and Development is charged with the duties of administering the Parish Subdivision Regulations, the Parish Development Code, assisting the Planning Commission, Zoning Commission, Board of Adjustments, and all duties and tasks required to administer the Parish's development rules, and such tasks and duties as may be assigned by the Ascension Parish President or governing authority.

IS/GIS

The Ascension Parish Office of Technology provides technical support to Parish Employees and the Parish Council. This includes hardware and software support for all PCs, Servers and other technology that make up our Network Infrastructure.

VIDEO PROGRAMMING

Ascension Channel 21 is a governmental access channel provided by the EATEL and COX Cable providers. Channel 21 is focused on providing the most current activities of Ascension Parish Government along with educating the public about the services it provides.

OTHER FINANCING SOURCES

Other Financing Sources is used to account for transfers to other funds such as the Ascension Parish Jail and East Ascension Drainage. The transfers to Ascension Parish Jail are used to provide funding for operating expenditures and to East Ascension Drainage for the purchase of equipment used in the Engineering Department.

FINANCE

The Finance Department, which consists of two divisions, Accounting Division and Purchasing Division, operates under the direction of the CFO/Treasurer in accordance with General Accepted Accounting Principles required by the Governmental Accounting Standards Board (GASB), the Louisiana Legislative Auditor, as well as all other applicable State and Federal Laws

and the Ascension Parish Home Rule Charter. The Finance Department's mission is to maintain a positive environment within the Finance Department to empower the employees to be effective, efficient and accountable for their job responsibilities in order to ensure the citizens of Ascension Parish their public funds are maintained in strict compliance with General Accepted Accounting Principles. The Finance Department manages the process of assembling, analyzing, classifying, and recording data on all transactions of Government; and thereafter, to aggregate and summarize detailed data in financial reports.

HUMAN RESOURCES

The mission of the Human Resources Department is to meet the needs of Ascension Parish Government in an efficient manner, matching the right person with the right position. The

Human Resources staff also serves the current parish employees by designing and administering employee benefit programs, developing and administering personnel policies and procedures, developing and administering job descriptions and the salary plan, and maintaining employee records.

ECONOMIC DEVELOPMENT

The Parish appropriates funds for the Ascension Economic Development Corporation. The Ascension Economic Development Corporation is responsible for implementing economic development programs to the benefit of the citizens of Ascension Parish, Louisiana.

INTERGOVERNMENTAL GRANTS/GRANTS

The Grants office is dedicated to enhancing Ascension Parish through advocating, seeking, developing, securing and managing grants. The Grants office is responsible for writing and administering all grants received by Ascension Parish Government.

APPROPRIATIONS

The Parish appropriates funds for various non-profit organizations. The non-profit organizations must adhere to the policy regarding reporting requirements as established by the Council in order to qualify for any appropriations.

EXECUTIVE ADMINISTRATION

As outlined in the Home Rule Charter, the Parish President is responsible for carrying out the policies of the Council and administering and supervising all departments, agencies and special districts. The Parish President, through his administrative departments, shall provide the residents of Ascension Parish with the best possible services as well as maintaining a close working relationship with the Council to administer the governmental programs legislated by that body and also to propose legislative actions deemed necessary by the administration.

ADJUDICATION

The Ascension Parish Adjudication Department has the responsibility for the enforcement of any public health, housing, fire code, environmental, and historic district ordinance, or any matters involving licensing and permit violations, and for any other ordinance violations that may be determined by the Ascension Parish Council, may seek to affect correction of the violation and the imposition of civil fines, civil penalties, fees and hearing costs for violations of such ordinances by the owners of movable and immovable property or their agents, tenants, representatives, licensees, permittees or any other interested party.

ENGINEERING

The Ascension Parish Engineering Department provides engineering and survey project technical assistance, project management, survey, and design assistance for Parish departments. This includes coordination and assistance for professional services such as transportation studies, drainage analysis, construction design, feasibility studies, and other specialized studies that may be necessary to obtain grant money or state or federal approval on projects within the Parish. The department also assists with public works projects for capital improvements such as roadway improvements, right of way acquisition, storm water management, utility infrastructure improvements, pedestrian and park projects, drainage systems, and other miscellaneous Parish projects. The Engineering Department also works closely with the Office of Planning & Development in reviewing preliminary plats and construction documents to verify adherence to the Ascension Parish Development Code and provides direction and guidance to the Parish Inspectors throughout the development process.

ASCENSION PARISH GOVERNMENT
State of Louisiana

Personnel Summary

DESCRIPTION	2013 POSITIONS	2014 POSITIONS	2015 POSITIONS
GENERAL FUND			
LEGISLATIVE			
ASSIST MANAGER, DPW	0.50	0.00	0.00
COUNCILMEMBER **(PART TIME/TEMPORARY)**	11.00	11.00	11.00
EXECUTIVE ASSISTANT TO PRES/CAO	0.40	0.50	0.50
PARISH SECRETARY	1.00	1.00	1.00
SECRETARY II	1.00	1.00	1.00
Legislative	13.90	13.50	13.50
JUDICIAL PARISH COURT			
COURT REPORTER	1.00	1.00	1.00
JUDGE	1.00	1.00	1.00
Judicial Parish Court	2.00	2.00	2.00
JUDICIAL 23RD DISTRICT			
DISTRICT ATTORNEY	1.00	1.00	1.00
DISTRICT ATTORNEY ASSISTANT **(PART TIME/TEMPORARY)**	19.00	19.00	19.00
DISTRICT ATTORNEY 1ST ASSISTANT **(PART TIME/TEMPORARY)**	1.00	1.00	1.00
Judicial 23rd District	21.00	21.00	21.00
JUDICIAL - JUSTICES OF THE PEACE & CONSTABLES			
CONSTABLE	3.00	3.00	3.00
JUSTICE OF THE PEACE	3.00	3.00	3.00
Justices of the Peace & Constables	6.00	6.00	6.00
ELECTION			
ADMINISTRATIVE COORDINATOR 3	3.00	3.00	3.00
ASST DPY REG OF VOTERS	1.00	1.00	1.00
CONFIDENTIAL ASSISTANT	1.00	1.00	1.00
DEPUTY CHIEF	1.00	1.00	1.00
REGISTRAR OF VOTERS	1.00	1.00	1.00
Election	7.00	7.00	7.00
GENERAL ADMINISTRATION			
EXECTUTIVE ASSISTANT TO PARISH PRESIDENT/CAO	0.75	1.50	1.00
OFFICE MANAGER	0.50	0.50	0.50
PARALEGAL	2.00	2.00	2.00
SECRETARY I	1.00	2.00	2.00
WESTSIDE COORDINATOR	1.00	0.00	0.00
General Administration	5.25	6.00	5.50
HOMELAND SECURITY/EMERGENCY PREPAREDNESS			
ASSISTANT OEP DIRECTOR	1.00	1.00	1.00
COE STUDENT **(PART TIME/TEMPORARY)**	1.00	0.00	0.00
DIRECTOR OEP	1.00	1.00	1.00
LOGISTICS SUPPLY OFFICER	1.00	1.00	1.00
OPERATIONS TRAINING OFFICER	1.00	1.00	1.00
PLANNING INTELLIGENCE OFFICER	1.00	1.00	1.00
Homeland Security/Emergency Preparedness	5.00	5.00	5.00

ASCENSION PARISH GOVERNMENT
State of Louisiana

Personnel Summary

DESCRIPTION	2013 POSITIONS	2014 POSITIONS	2015 POSITIONS
BUILDING			
BUILDING INSPECTOR	3.00	3.00	3.00
CHIEF BUILDING OFFICIAL	1.00	1.00	1.00
CLERK	4.00	4.00	4.00
CODE ENFORCEMENT OFFICER	1.00	1.00	1.00
DEPUTY BUILDING OFFICIAL	1.00	1.00	1.00
DOCUMENT/MGR/WRKFLOW	0.50	0.00	0.00
DPW MANAGER	1.75	0.00	0.00
IMAGING SPECIALIST	1.00	1.00	1.00
OFFICE MANAGER	1.00	1.00	1.00
PLANS ANALYST II	1.00	1.00	1.00
SECRETARY	0.10	0.20	0.20
Building	15.35	13.20	13.20
PLANNING & DEVELOPMENT			
SR PROJECT SUPERVISOR	0.00	1.00	0.00
DIRECTOR, PLANNING & ZONING	1.00	1.00	1.00
DOCUMENT/MGR/WKFLOW	0.00	1.00	0.00
FLOOD PLAIN COORDINATOR	1.00	1.00	1.00
INSPECTOR/SUBDIVISION	0.00	1.00	0.00
MANAGER/DPW	0.00	3.00	0.00
MUNICIPAL ADDRESSING COORDINATOR	1.00	1.00	1.00
PLANNER	1.00	1.00	1.00
SECRETARY II	2.00	2.00	2.00
SUPERVISOR ROADS	0.00	1.00	0.00
SURVEY TECH	0.00	1.00	0.00
ZONING OFFICIAL	1.00	1.00	1.00
Planning & Development	7.00	15.00	7.00
IS/GIS			
IT GIS ADMINISTRATOR	1.00	1.00	1.00
IT GIS ANALYST	0.00	1.00	1.00
IT GIS COORDINATOR	1.00	1.00	1.00
IT GIS PROJECT COORDINATOR	1.00	1.00	0.00
IT TECH SPECIALIST I	1.00	1.00	2.00
IT TECH SPECIALIST II	2.00	2.00	3.00
SECRETARY I	1.00	1.00	1.00
TECHNOLOGY MANAGER	1.00	1.00	1.00
IS/GIS	8.00	9.00	10.00
VIDEO PROGRAMMING			
VIDEO PRODUCTION MANAGER	0.90	1.00	1.00
VIDEO PRODUCTION SPECIALIST	1.00	1.00	1.00
Video Programming	1.90	2.00	2.00
STORM WATER			
INSPECTOR,STORMWATER	2.00	0.00	0.00
STORMWATER PROGRAM MGR	1.00	0.00	0.00
SURVEY TECHNICIAN	0.00	0.00	0.00
UTILITY SUPERVISOR	0.00	0.00	0.00
Storm Water	3.00	0.00	0.00

ASCENSION PARISH GOVERNMENT
State of Louisiana

Personnel Summary

DESCRIPTION	2013 POSITIONS	2014 POSITIONS	2015 POSITIONS
FINANCE			
ACCOUNTANT I	4.00	5.00	2.00
ACCOUNTANT II	3.00	2.00	3.00
ACCOUNTANT III	0.00	1.00	3.00
ASSISTANT TREASURER	2.00	2.00	2.00
BUYER	2.00	1.00	1.00
BUYER II	0.00	1.00	1.00
BUYER III	0.00	1.00	1.00
CHIEF ACCOUNTANT	2.00	2.00	2.00
CHIEF FINANCIAL OFFICER/TREASURER	1.00	1.00	1.00
PURCHASING DIRECTOR	1.00	1.00	1.00
PURCHASING SUPERVISOR	1.00	0.00	0.00
SECRETARY I	1.00	0.00	0.00
SECRETARY/ACCOUNTING CLERK	2.00	2.00	2.00
Finance	19.00	19.00	19.00
HUMAN RESOURCES			
BENEFITS ADMINISTRATOR	1.00	1.00	1.00
COE STUDENT **(PART TIME/TEMPORARY)**	0.00	0.00	0.40
COURIER	1.00	1.00	1.00
DIRECTOR	1.00	1.00	1.00
HUMAN RESOURCES GENERALIST	1.00	1.00	1.00
HUMAN RESOURCES SPECIALIST	1.00	1.00	1.00
SECRETARY I	1.00	1.00	1.00
Human Resources	5.00	5.00	6.40
EXECUTIVE ADMINISTRATION			
CH EXE ASST TO PARISH PRESIDENT	2.00	1.00	1.00
CHIEF ADMINISTRATIVE OFFICER	0.00	1.00	1.00
CHIEF OF STAFF	1.00	0.00	0.00
EXECUTIVE ASSISTANT TO PRES/CAO	0.00	0.00	1.00
PARISH PRESIDENT	1.00	0.68	0.67
PUBLIC INFORMATION OFFICER	1.00	1.00	1.00
SECRETARY	0.70	0.40	0.40
Executive Administration	5.70	4.08	5.07
GRANTS			
ASSISTANT GRANTS OFFICER	1.00	1.00	1.00
ENGINEER/PE	0.22	0.00	0.00
GRANTS COORDINATOR	2.00	2.00	2.00
GRANTS OFFICER	1.00	1.00	1.00
SENIOR PROJECT MANAGER	0.00	0.00	0.25
Grants	4.22	4.00	4.25
ADJUDICATION			
EXECUTIVE ASSISTANT TO PRES/CAO	0.20	0.00	0.00
MANAGER,VIDEO	0.10	0.00	0.00
OFFICE MANAGER	0.50	0.50	0.50
Adjudication	0.80	0.50	0.50

ASCENSION PARISH GOVERNMENT
State of Louisiana

Personnel Summary

DESCRIPTION	2013 POSITIONS	2014 POSITIONS	2015 POSITIONS
ENGINEERING			
CHIEF ENGINEER	2.00	2.00	2.00
DESIGN DRAFTER	2.00	2.00	2.00
DOCUMENT/MGR/WKFLOW	0.00	0.00	1.00
ENGINEER EIT	1.00	1.00	1.00
ENGINEER PE	1.78	2.00	2.00
GENERAL MANAGER	0.00	0.00	1.00
GPS/HYDROLOGY SPECIALIST	1.00	1.00	1.00
INSPECTOR, SUBDIVISIONS	0.00	0.00	1.00
MANAGER, DPW	0.00	0.00	3.00
SECRETARY I	0.00	0.00	2.00
SECRETARY II	0.50	0.50	0.00
SENIOR DATA SPECIALIST	1.00	1.00	1.00
SR PROJECT MANAGER	1.00	1.00	1.00
SUPERVISOR, ROADS	1.00	0.00	1.00
SURVERY CAD MANAGER	0.00	1.00	1.00
SURVEY TECH	7.00	7.00	4.00
UTILITY SPECIALIST	0.00	0.00	1.00
Engineering	18.28	18.50	25.00
TOTAL GENERAL FUND	**142.70**	**146.70**	**147.35**

Note: Some employee's salaries are allocated by the percent of time that they work for different departments.

Staffing:

The following departments have no changes in personnel staffing positions: Legislative, Judicial Parish Court, Judicial 23rd District, Justice of the Peace and Constables, Election, Homeland Security/Emergency Preparedness, Building, Video Programming, Finance, and Adjudication.

The following departments had minor adjustments to personnel staffing positions to address current needs: General Administration, IS/GIS, Human Resources, Executive Administration, and Grants.

Eight employees were transferred from Planning and Development to the Engineering Department.

GENERAL FUND (02)
BUDGET SUMMARY

Description	2013 Actual	2014 Original Adopted Budget (A)	2014 Last Amended Budget as of July 31, 2014 (B)	Actual Year-to-Date as of: July 31, 2014 (C)	Estimated Remaining for Year 2014 (D)	Projected Actual Result at Year End 2014 (Final Amended Budget) (E)	% Change Last Amended Budget vs. Projected Actual Result at Year End(Final Amended Budget [E / B - 1] (F)	2015 Proposed Budget (G)	% Change Projected Actual Result at Year End vs. Proposed Budget [G / E - 1] (H)
		BUDGET SUMMARY BUDGET SUMMARY FOR YEAR ENDING 2014 AND 2015 PROPOSED							
	2013	2014 BUDGET						2015 BUDGET	
BEGINNING FUND BALANCE:	**$ 5,500,568**	**$ 6,422,971**	**$ 6,422,971**	**$ 6,422,971**	**$ 6,422,971**	**$ 6,422,971**	**0%**	**$ 5,660,621**	**-12%**
REVENUES:									
TAXES	5,231,220	4,888,000	4,888,000	2,959,023	2,269,477	5,228,500	7%	5,228,500	0%
LICENSES & PERMITS	2,929,489	2,546,500	2,546,500	2,421,273	318,727	2,740,000	8%	2,726,000	-1%
INTERGOVERNMENTAL	476,548	1,967,500	1,967,500	1,148,000	654,500	1,802,500	-8%	2,131,600	18%
FINES	75,146	80,000	80,000	44,106	30,894	75,000	-6%	75,000	0%
MISCELLANEOUS	449,083	102,000	102,000	133,176	71,324	204,500	100%	170,000	-17%
INTERGOVERNMENTAL GRANTS	96,604	493,000	493,000	33,081	40,419	73,500	-85%	35,000	-52%
OTHER FINANCING SOURCES (TRANSFERS IN)	8,188,604	9,174,400	9,174,400	4,685,069	5,211,381	9,896,450	8%	11,625,000	17%
GRAND TOTAL REVENUES & OTHER FINANCING SOURCES	**17,446,691**	**19,251,400**	**19,251,400**	**11,423,727**	**8,596,723**	**20,020,450**	**4%**	**21,991,100**	**10%**
EXPENDITURES:									
PERSONNEL	7,360,006	8,163,000	8,163,000	4,202,648	3,673,852	7,876,500	-4%	8,505,000	8%
GENERAL OPERATING EXPENDITURES	6,169,030	7,148,800	7,191,900	3,387,893	3,083,907	6,471,800	-10%	7,303,800	13%
CAPITAL OUTLAY	158,252	197,500	204,800	104,628	123,872	228,500	12%	174,000	-24%
OTHER FINANCING USES (TRANSFERS OUT)	2,837,000	6,062,000	6,062,000	4,758,333	1,447,667	6,206,000	2%	6,327,500	2%
GRAND TOTAL EXPENDITURES & OTHER FINANCING USES	**16,524,288**	**21,571,300**	**21,621,700**	**12,453,502**	**8,329,298**	**20,782,800**	**-4%**	**22,310,300**	**7%**
EXCESS (DEFICIENCY) OF CURRENT REVENUE OVER EXPENDITURES	**922,403**	**(2,319,900)**	**(2,370,300)**	**(1,029,775)**	**267,425**	**(762,350)**	**-68%**	**(319,200)**	**-58%**
ENDING FUND BALANCE:	**$ 6,422,971**	**$ 4,103,071**	**$ 4,052,671**	**$ 5,393,197**	**$ 6,690,396**	**$ 5,660,621**	**40%**	**$ 5,341,421**	**-6%**

GENERAL FUND
2015 REVENUES & OTHER FINANCING SOURCES (TRANSFERS IN) PLUS REQUIRED FUND BALANCE

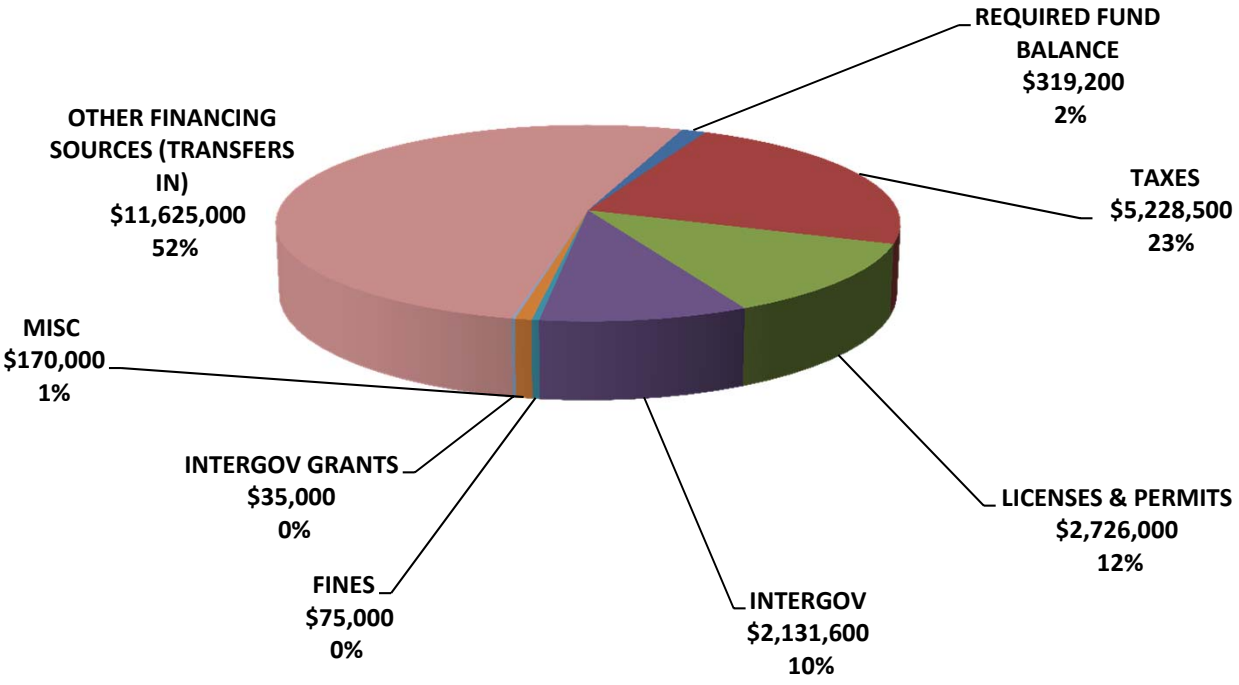

GENERAL FUND
2015 EXPENDITURES & OTHER FINANCING USES (TRANSFERS OUT)

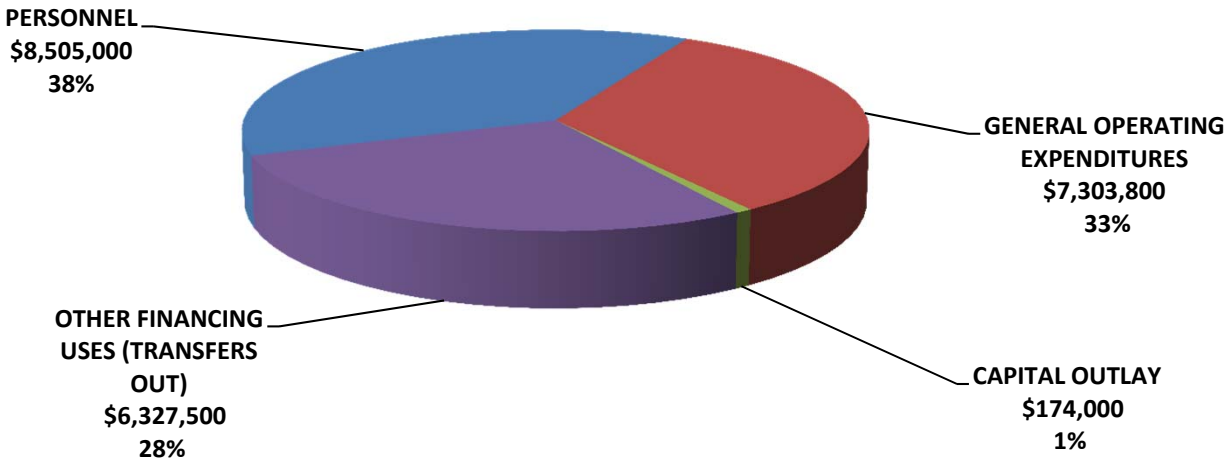

GENERAL FUND (02)
REVENUES

Account Number	Description	2013 Actual	2014 Original Adopted Budget (A)	2014 Last Amended Budget as of July 31, 2014 (B)	Actual Year-to-Date as of: July 31, 2014 (C)	Estimated Remaining for Year 2014 (D)	Projected Actual Result at Year End 2014 (Final Amended Budget) (E)	% Change Last Amended Budget vs. Projected Actual Result at Year End(Final Amended Budget [E / B - 1] (F)	2015 Proposed Budget (G)	% Change Projected Actual Result at Year End vs. Proposed Budget [G / E - 1] (H)
			BUDGET LINE ITEM BUDGET SUMMARY FOR YEAR ENDING 2014 AND 2015 PROPOSED							
		2013	2014 BUDGET						2015 BUDGET	
REVENUES:										
TAXES:										
02.031.3001	AD VALOREM TAXES	$ 2,783,181	$ 2,565,000	$ 2,565,000	$ 1,633,835	$ 1,158,665	$ 2,792,500	9%	$ 2,792,500	0%
02.031.3003	BEER TAXES	71,187	75,000	75,000	34,778	36,222	71,000	-5%	71,000	0%
02.031.3004	FRANCHISE FEES	1,337,978	1,296,000	1,296,000	562,448	767,552	1,330,000	3%	1,330,000	0%
02.031.3005	ADVALOREM TAXES/YOUTH CENTER	-	952,000	-	-	-	-	-	-	-
02.031.3007	AD VALOREM TAXES-JUV. DET	1,038,874	-	952,000	727,962	307,038	1,035,000	9%	1,035,000	0%
TOTAL TAXES		**5,231,220**	**4,888,000**	**4,888,000**	**2,959,023**	**2,269,477**	**5,228,500**	7%	**5,228,500**	0%
LICENSES AND PERMITS:										
02.032.3021	ALCOHOLIC LICENSES & PERMITS	18,633	17,500	17,500	16,100	400	16,500	-6%	16,500	0%
02.032.3022	OCCUPATIONAL LICENSES	1,954,174	1,700,000	1,700,000	1,834,421	(20,421)	1,814,000	7%	1,800,000	-1%
02.032.3023	MOBILE HOME LICENSES	22,000	16,500	16,500	4,000	15,000	19,000	15%	19,000	0%
02.032.3024	BUILDING PERMITS	849,933	750,000	750,000	482,680	317,320	800,000	7%	800,000	0%
02.032.3025	PLANNING FEES	65,314	50,000	50,000	68,540	1,460	70,000	40%	70,000	0%
02.032.3026	ZONING FEES	19,035	12,000	12,000	15,531	4,469	20,000	67%	20,000	0%
02.032.3086	MISCELLANEOUS REVENUES	400	500	500	-	500	500	0%	500	0%
TOTAL LICENSES AND PERMITS		**2,929,489**	**2,546,500**	**2,546,500**	**2,421,273**	**318,727**	**2,740,000**	**8%**	**2,726,000**	**-1%**

GENERAL FUND (02)
REVENUES

Account Number	Description	2013 Actual	2014 Original Adopted Budget (A)	2014 Last Amended Budget as of July 31, 2014 (B)	Actual Year-to-Date as of: July 31, 2014 (C)	Estimated Remaining for Year 2014 (D)	Projected Actual Result at Year End 2014 (Final Amended Budget) (E)	% Change Last Amended Budget vs. Projected Actual Result at Year End(Final Amended Budget [E / B - 1] (F)	2015 Proposed Budget (G)	% Change Projected Actual Result at Year End vs. Proposed Budget [G / E - 1] (H)
			BUDGET LINE ITEM BUDGET SUMMARY FOR YEAR ENDING 2014 AND 2015 PROPOSED							
		2013	2014 BUDGET						2015 BUDGET	
INTERGOVERNMENTAL:										
02.033.3042	STATE REVENUE SHARING	136,192	140,000	140,000	81,667	51,333	133,000	-5%	133,000	0%
02.033.3043	STATE SHARED SEVERANCE	81,031	75,000	75,000	65,009	39,991	105,000	40%	105,000	0%
02.033.3046	CIVIL DEFENSE - HS/OEP	66,700	-	-	-	64,500	64,500	-	38,000	-41%
02.033.3047	FIRE INS.REBATE-STATE TREAS.	97,910	98,000	98,000	98,699	(199)	98,500	1%	98,500	0%
02.033.3055	REIMBURSEMENT - FEMA	3,709	-	-	113,128	(113,128)	-	-	-	-
02.033.3056	HUD - ADMINISTRATION	3,785	3,000	3,000	2,271	1,229	3,500	17%	3,500	0%
02.033.3068	ADMINISTRATIVE FEES - 4%	-	1,341,500	1,341,500	782,542	558,958	1,341,500	0%	1,433,600	7%
02.033.3086	MISCELLANEOUS REVENUES	(2,000)	-	-	-	-	-	-	-	-
02.033.3166	STATE SHARED LICENSE BD FEES	2,133	2,000	2,000	-	2,000	2,000	0%	2,000	0%
02.033.3168	GRANT-FEMA RETRO HARDINING	-	285,000	285,000	-	-	-	-100%	295,000	-
02.033.3186	MISC. REVENUES - REIMB. SALA	8,167	8,000	8,000	4,684	3,316	8,000	0%	8,000	0%
02.033.3189	MISC REVENUE-REIM GRANT ADMI	78,920	15,000	15,000	-	46,500	46,500	210%	15,000	-68%
TOTAL INTERGOVERNMENTAL		**476,548**	**1,967,500**	**1,967,500**	**1,148,000**	**654,500**	**1,802,500**	**-8%**	**2,131,600**	**18%**
FINES:										
02.034.3061	FINES/COURT COST	75,146	80,000	80,000	44,106	30,894	75,000	-6%	75,000	0%
TOTAL FINES		**75,146**	**80,000**	**80,000**	**44,106**	**30,894**	**75,000**	**-6%**	**75,000**	**0%**
MISCELLANEOUS:										
02.035.3064	LITTER REVENUES	-	-	-	400	100	500	-	500	0%
02.035.3081	INTEREST EARNINGS	15,034	7,000	7,000	-	15,000	15,000	114%	15,000	0%
02.035.3082	RENTAL FEES	260,408	66,500	66,500	41,640	24,860	66,500	0%	66,500	0%
02.035.3084	PROCEEDS-SALES OF PROPERTY	70,326	1,500	1,500	24,568	(68)	24,500	1533%	1,500	-94%
02.035.3085	MUNICIPAL ADDRESS SYSTEM	-	-	-	(2,720)	2,720	-	-	-	-
02.035.3086	MISCELLANEOUS REVENUES	91,670	15,000	15,000	3,408	14,092	17,500	17%	15,000	-14%
02.035.3095	MISCELLANEOUS REVENUE-IS/GIS	3,245	3,000	3,000	60,180	11,820	72,000	2300%	63,000	-13%
02.035.3186	MISCELLANEOUS REVENUE-HS/OEP	8,400	9,000	9,000	5,700	2,800	8,500	-6%	8,500	0%
TOTAL MISCELLANEOUS		**449,083**	**102,000**	**102,000**	**133,176**	**71,324**	**204,500**	**100%**	**170,000**	**-17%**

GENERAL FUND (02)
REVENUES

Account Number	Description	2013 Actual	2014 Original Adopted Budget (A)	2014 Last Amended Budget as of July 31, 2014 (B)	Actual Year-to-Date as of: July 31, 2014 (C)	Estimated Remaining for Year 2014 (D)	Projected Actual Result at Year End 2014 (Final Amended Budget) (E)	% Change Last Amended Budget vs. Projected Actual Result at Year End(Final Amended Budget [E / B - 1] (F)	2015 Proposed Budget (G)	% Change Projected Actual Result at Year End vs. Proposed Budget [G / E - 1] (H)
			BUDGET LINE ITEM BUDGET SUMMARY FOR YEAR ENDING 2014 AND 2015 PROPOSED							
		2013	2014 BUDGET						2015 BUDGET	
INTERGOVERNMENTAL GRANTS:										
02.037.3050	GRANTS	-	335,000	335,000	-	-	-	-100%	-	-
02.037.3245	GRANT-EPA LAKE PONTCH	4,048	73,500	73,500	3,727	2,773	6,500	-91%	35,000	438%
02.037.3251	GRANT-EMER.SHELTER-ADMIN	2,696	2,000	2,000	855	1,145	2,000	0%	-	-100%
02.037.3252	GRANT-EMER-SHELTER-OPERATION	89,860	82,500	82,500	28,499	36,501	65,000	-21%	-	-100%
TOTAL INTERGOVERNMENTAL GRANTS		**96,604**	**493,000**	**493,000**	**33,081**	**40,419**	**73,500**	**-85%**	**35,000**	**-52%**
OTHER FINANCING SOURCES (TRANSFERS IN):										
02.095.9503	TRANSFER IN ROAD & BRIDGE	448,400	440,400	440,400	256,900	183,500	440,400	0%	812,500	84%
02.095.9505	TRANSFER IN FROM E.A. MAJOR	1,281,000	734,000	734,000	428,167	305,833	734,000	0%	812,500	11%
02.095.9506	TRANSFER IN W.A. DRAINAGE	30,700	-	-	-	-	-	-	-	-
02.095.9508	TRANSFER IN SALES & USE	5,900,004	8,000,000	8,000,000	4,000,002	4,499,998	8,500,000	6%	10,000,000	18%
02.095.9530	TRANSFER IN ALL OTHERS	488,000	-	-	-	-	-	-	-	-
02.095.9576	TRANSFER IN HOMELAND SECURIT	-	-	-	-	222,050	222,050	-	-	-100%
02.095.9584	TRANFER IN ACUD#2	9,000	-	-	-	-	-	-	-	-
02.095.9591	TRANSFER IN ACUD#1	31,500	-	-	-	-	-	-	-	-
TOTAL OTHER FINANCING SOURCES		**8,188,604**	**9,174,400**	**9,174,400**	**4,685,069**	**5,211,381**	**9,896,450**	**8%**	**11,625,000**	**17%**
GRAND TOTAL REVENUES & OTHER FINANCING SOURCES		**$ 17,446,692**	**$ 19,251,400**	**$ 19,251,400**	**$ 11,423,727**	**$ 8,596,723**	**$ 20,020,450**	**4%**	**$ 21,991,100**	**10%**

GENERAL FUND - LEGISLATIVE (02.041)
EXPENDITURE BUDGET

Account Number	Description	2013 Actual	2014 Original Adopted Budget	2014 Last Amended Budget as of July 31, 2014	Actual Year-to-Date as of: July 31, 2014	Estimated Remaining for Year 2014	Projected Actual Result at Year End 2014 (Final Amended Budget)	% Change Last Amended Budget vs. Projected Actual Result at Year End(Final Amended Budget [E / B - 1]	2015 Proposed Budget	% Change Projected Actual Result at Year End vs. Proposed Budget [G / E - 1]
		2013	BUDGET LINE ITEM BUDGET SUMMARY FOR YEAR ENDING 2014 AND 2015 PROPOSED						2015 BUDGET	
			2014 BUDGET							
			(A)	(B)	(C)	(D)	(E)	(F)	(G)	(H)
EXPENDITURES:										
PERSONNEL:										
02.041.4002	SALARY	$ 271,526	$ 267,500	$ 267,500	$ 152,924	$ 114,576	$ 267,500	0%	$ 270,500	1%
02.041.4003	SALARY	43,059	47,500	47,500	25,726	21,774	47,500	0%	49,500	4%
02.041.4005	FICA TAX - EXPENSE	22,728	24,000	24,000	12,851	11,149	24,000	0%	24,500	2%
02.041.4007	RETIREMENT	9,675	8,500	8,500	4,712	3,788	8,500	0%	9,000	6%
02.041.4008	HEALTH INSURANCE	49,309	53,000	53,000	29,877	23,123	53,000	0%	57,500	8%
02.041.4009	HEALTH SAVINGS ACCT. EXPENSE	4,000	4,000	4,000	2,100	1,900	4,000	0%	4,000	0%
02.041.4053	WORKMEN'S COMPENSATION INS.	500	500	500	292	208	500	0%	500	0%
TOTAL PERSONNEL		**400,797**	**405,000**	**405,000**	**228,482**	**176,518**	**405,000**	**0%**	**415,500**	**3%**
GENERAL OPERATING EXPENDITURES:										
02.041.4015	PUBLICATION - LEGAL NOTICES	32,864	35,000	35,000	15,932	19,068	35,000	0%	35,000	0%
02.041.4024	TELEPHONE	8,352	15,000	15,000	4,391	3,609	8,000	-47%	8,000	0%
02.041.4026	EQUIPMENT RENTALS	4,877	5,000	5,000	2,032	2,968	5,000	0%	5,000	0%
02.041.4046	PROFESSIONAL SERVICES	1,900	-	-	-	-	-	-	-	-
02.041.4049	DUES & SUBSCRIPTION	19,960	20,000	20,000	16,740	3,260	20,000	0%	20,000	0%
02.041.4060	OFFICE SUPPLIES	3,267	5,000	5,000	1,546	3,454	5,000	0%	5,000	0%
02.041.4061	OPERATING SUPPLIES	2,101	2,500	2,500	448	2,052	2,500	0%	2,500	0%
02.041.4074	TRAVEL/TRAINING	28,298	50,000	50,000	27,095	22,905	50,000	0%	50,000	0%
02.041.4075	TRANSPORTATION & MILEAGE	-	500	500	-	500	500	0%	500	0%
02.041.4099	MISCELLANEOUS EXPENSE	419	500	500	30	470	500	0%	500	0%
TOTAL GENERAL OPERATING EXPENDITURES		**102,038**	**133,500**	**133,500**	**68,215**	**58,285**	**126,500**	**-5%**	**126,500**	**0%**
TOTAL EXPENDITURES		**$ 502,835**	**$ 538,500**	**$ 538,500**	**$ 296,696**	**$ 234,804**	**$ 531,500**	**-1%**	**$ 542,000**	**2%**

GENERAL FUND - JUDICIAL PARISH COURT (02.042)
EXPENDITURE BUDGET

Account Number	Description	2013 Actual	2014 Original Adopted Budget (A)	2014 Last Amended Budget as of July 31, 2014 (B)	Actual Year-to-Date as of: July 31, 2014 (C)	Estimated Remaining for Year 2014 (D)	Projected Actual Result at Year End 2014 (Final Amended Budget) (E)	% Change Last Amended Budget vs. Projected Actual Result at Year End(Final Amended Budget [E / B - 1] (F)	2015 Proposed Budget (G)	% Change Projected Actual Result at Year End vs. Proposed Budget [G / E - 1] (H)
		2013	BUDGET LINE ITEM BUDGET SUMMARY FOR YEAR ENDING 2014 AND 2015 PROPOSED						2015 BUDGET	
			2014 BUDGET							
EXPENDITURES:										
PERSONNEL:										
02.042.4002	SALARY	$ 58,863	$ 62,000	$ 62,000	$ 35,242	$ 26,758	$ 62,000	0%	$ 63,500	2%
02.042.4005	FICA TAX - EXPENSE	4,049	5,000	5,000	2,431	2,569	5,000	0%	5,000	0%
02.042.4007	RETIREMENT	7,703	8,000	8,000	4,413	3,587	8,000	0%	13,000	63%
02.042.4008	HEALTH INSURANCE	86	500	500	50	450	500	0%	500	0%
02.042.4053	WORKMEN'S COMPENSATION INS.	500	500	500	292	208	500	0%	500	0%
TOTAL PERSONNEL		**71,201**	**76,000**	**76,000**	**42,428**	**33,572**	**76,000**	**0%**	**82,500**	**9%**
GENERAL OPERATING EXPENDITURES:										
02.042.4079	JUDGEMENTS,DAMAGES & CLAIMS	-	125,000	125,000	-	-	-	-100%	-	-
TOTAL GENERAL OPERATING EXPENDITURES		**-**	**125,000**	**125,000**	**-**	**-**	**-**	**-100%**	**-**	**-**
TOTAL EXPENDITURES		**$ 71,201**	**$ 76,000**	**$ 76,000**	**$ 42,428**	**$ 33,572**	**$ 76,000**	**0%**	**$ 82,500**	**9%**

GENERAL FUND - JUDICIAL 23rd DISTRICT (02.043)
EXPENDITURE BUDGET

			BUDGET LINE ITEM BUDGET SUMMARY FOR YEAR ENDING 2014 AND 2015 PROPOSED							
		2013	2014 BUDGET						2015 BUDGET	
			(A)	(B)	(C)	(D)	(E)	(F)	(G)	(H)
Account Number	Description	2013 Actual	2014 Original Adopted Budget	2014 Last Amended Budget as of July 31, 2014	Actual Year-to-Date as of: July 31, 2014	Estimated Remaining for Year 2014	Projected Actual Result at Year End 2014 (Final Amended Budget)	% Change Last Amended Budget vs. Projected Actual Result at Year End(Final Amended Budget [E / B - 1]	2015 Proposed Budget	% Change Projected Actual Result at Year End vs. Proposed Budget [G / E - 1]
EXPENDITURES:										
PERSONNEL:										
02.043.4002	SALARY	$ 84,333	$ 87,500	$ 87,500	$ 49,529	$ 37,971	$ 87,500	0%	$ 89,500	2%
02.043.4005	FICA TAX - EXPENSE	1,222	1,500	1,500	718	782	1,500	0%	1,500	0%
02.043.4007	RETIREMENT	8,432	9,000	9,000	4,634	4,366	9,000	0%	6,500	-28%
02.043.4053	WORKMEN'S COMPENSATION INS.	500	500	500	292	208	500	0%	500	0%
TOTAL PERSONNEL		**94,487**	**98,500**	**98,500**	**55,173**	**43,327**	**98,500**	**0%**	**98,000**	**-1%**
GENERAL OPERATING EXPENDITURES:										
02.043.4078	D.A. APPROPRIATION	333,954	333,500	333,500	190,897	142,603	333,500	0%	533,500	60%
02.043.4081	JUROR & WITNESS FEES	44,774	100,000	100,000	33,986	66,014	100,000	0%	100,000	0%
02.043.4083	PROSECUTORIAL EXPENSES	45,515	50,000	50,000	20,849	59,151	80,000	60%	50,000	-38%
TOTAL GENERAL OPERATING EXPENDITURES		**424,243**	**483,500**	**483,500**	**245,732**	**267,768**	**513,500**	**6%**	**683,500**	**33%**
TOTAL EXPENDITURES		**$ 518,730**	**$ 582,000**	**$ 582,000**	**$ 300,905**	**$ 311,095**	**$ 612,000**	**5%**	**$ 781,500**	**28%**

GENERAL FUND - JUDICIAL CLERK OF COURT (02.044)
EXPENDITURE BUDGET

			BUDGET LINE ITEM BUDGET SUMMARY FOR YEAR ENDING 2014 AND 2015 PROPOSED							
		2013	2014 BUDGET						2015 BUDGET	
			(A)	(B)	(C)	(D)	(E)	(F)	(G)	(H)
Account Number	Description	2013 Actual	2014 Original Adopted Budget	2014 Last Amended Budget as of July 31, 2014	Actual Year-to-Date as of: July 31, 2014	Estimated Remaining for Year 2014	Projected Actual Result at Year End 2014 (Final Amended Budget)	% Change Last Amended Budget vs. Projected Actual Result at Year End(Final Amended Budget [E / B - 1]	2015 Proposed Budget	% Change Projected Actual Result at Year End vs. Proposed Budget [G / E - 1]
EXPENDITURES:										
GENERAL OPERATING EXPENDITURES:										
02.044.4095	COURT ATTENDENCE	$ 22,089	$ 25,000	$ 25,000	$ 10,653	$ 14,347	$ 25,000	0%	$ 25,000	0%
TOTAL GENERAL OPERATING EXPENDITURES		**22,089**	**25,000**	**25,000**	**10,653**	**14,347**	**25,000**	**0%**	**25,000**	**0%**
TOTAL EXPENDITURES		**$ 22,089**	**$ 25,000**	**$ 25,000**	**$ 10,653**	**$ 14,347**	**$ 25,000**	**0%**	**$ 25,000**	**0%**

GENERAL FUND - JUDICIAL CORONER (02.045)
EXPENDITURE BUDGET

Account Number	Description	2013 Actual	2014 Original Adopted Budget (A)	2014 Last Amended Budget as of July 31, 2014 (B)	Actual Year-to-Date as of: July 31, 2014 (C)	Estimated Remaining for Year 2014 (D)	Projected Actual Result at Year End 2014 (Final Amended Budget) (E)	% Change Last Amended Budget vs. Projected Actual Result at Year End(Final Amended Budget [E / B - 1] (F)	2015 Proposed Budget (G)	% Change Projected Actual Result at Year End vs. Proposed Budget [G / E - 1] (H)
			BUDGET LINE ITEM BUDGET SUMMARY FOR YEAR ENDING 2014 AND 2015 PROPOSED							
		2013	2014 BUDGET						2015 BUDGET	
EXPENDITURES:										
PERSONNEL:										
02.045.4004	CONTRACT LABOR	$ 124,000	$ 124,000	$ 124,000	$ 70,550	$ 53,450	$ 124,000	0%	$ 124,000	0%
TOTAL PERSONNEL		**124,000**	**124,000**	**124,000**	**70,550**	**53,450**	**124,000**	**0%**	**124,000**	**0%**
GENERAL OPERATING EXPENDITURES:										
02.045.4024	TELEPHONE	6,120	6,000	6,000	3,094	2,906	6,000	0%	6,000	0%
02.045.4027	MISCELLANEOUS RENTALS	-	-	-	-	5,000	5,000	-	12,000	140%
02.045.4040	MEDICAL & DENTAL SERVICES	119,411	112,000	112,000	55,087	64,913	120,000	7%	120,000	0%
02.045.4099	MISCELLANEOUS EXPENSE	10	5,000	5,000	710	4,290	5,000	0%	5,000	0%
TOTAL GENERAL OPERATING EXPENDITURES		**125,541**	**123,000**	**123,000**	**58,891**	**77,109**	**136,000**	**11%**	**143,000**	**5%**
TOTAL EXPENDITURES		**$ 249,541**	**$ 247,000**	**$ 247,000**	**$ 129,441**	**$ 130,559**	**$ 260,000**	**5%**	**$ 267,000**	**3%**

GENERAL FUND - JUDICIAL JP & CONSTABLES (02.046)
EXPENDITURE BUDGET

			BUDGET LINE ITEM BUDGET SUMMARY FOR YEAR ENDING 2014 AND 2015 PROPOSED							
		2013	2014 BUDGET						2015 BUDGET	
			(A)	(B)	(C)	(D)	(E)	(F)	(G)	(H)
Account Number	Description	2013 Actual	2014 Original Adopted Budget	2014 Last Amended Budget as of July 31, 2014	Actual Year-to-Date as of: July 31, 2014	Estimated Remaining for Year 2014	Projected Actual Result at Year End 2014 (Final Amended Budget)	% Change Last Amended Budget vs. Projected Actual Result at Year End(Final Amended Budget [E / B - 1]	2015 Proposed Budget	% Change Projected Actual Result at Year End vs. Proposed Budget [G / E - 1]
EXPENDITURES:										
PERSONNEL:										
02.046.4002	SALARY	$ 93,600	$ 90,000	$ 90,000	$ 54,600	$ 35,400	$ 90,000	0%	$ 91,000	1%
02.046.4005	FICA TAX - EXPENSE	3,699	7,000	7,000	2,098	2,902	5,000	-29%	4,500	-10%
02.046.4007	RETIREMENT	7,800	8,500	8,500	4,209	4,291	8,500	0%	8,500	0%
02.046.4008	HEALTH INSURANCE	52,681	60,500	60,500	30,995	29,505	60,500	0%	58,500	-3%
02.046.4009	HEALTH SAVINGS ACCT. EXPENSE	4,800	6,000	6,000	2,800	3,200	6,000	0%	5,000	-17%
02.046.4053	WORKMEN'S COMPENSATION INS.	500	500	500	292	208	500	0%	500	0%
TOTAL PERSONNEL		**163,080**	**172,500**	**172,500**	**94,994**	**75,506**	**170,500**	**-1%**	**168,000**	**-1%**
GENERAL OPERATING EXPENDITURES:										
02.046.4074	TRAVEL/TRAINING	2,139	4,000	4,000	2,151	1,849	4,000	0%	4,000	0%
TOTAL GENERAL OPERATING EXPENDITURES		**2,139**	**4,000**	**4,000**	**2,151**	**1,849**	**4,000**	**0%**	**4,000**	**0%**
TOTAL EXPENDITURES		**$ 165,219**	**$ 176,500**	**$ 176,500**	**$ 97,144**	**$ 77,356**	**$ 174,500**	**-1%**	**$ 172,000**	**-1%**

GENERAL FUND - ELECTION (02.048)
EXPENDITURE BUDGET

Account Number	Description	2013 Actual	2014 Original Adopted Budget	2014 Last Amended Budget as of July 31, 2014	Actual Year-to-Date as of: July 31, 2014	Estimated Remaining for Year 2014	Projected Actual Result at Year End 2014 (Final Amended Budget)	% Change Last Amended Budget vs. Projected Actual Result at Year End(Final Amended Budget [E / B - 1]	2015 Proposed Budget	% Change Projected Actual Result at Year End vs. Proposed Budget [G / E - 1]
		2013	BUDGET LINE ITEM BUDGET SUMMARY FOR YEAR ENDING 2014 AND 2015 PROPOSED						2015 BUDGET	
			2014 BUDGET							
			(A)	(B)	(C)	(D)	(E)	(F)	(G)	(H)
EXPENDITURES:										
PERSONNEL:										
02.048.4002	SALARY	$ 86,675	$ 90,000	$ 90,000	$ 50,720	$ 39,280	$ 90,000	0%	$ 91,500	2%
02.048.4005	FICA TAX - EXPENSE	1,001	1,500	1,500	587	913	1,500	0%	1,500	0%
02.048.4007	RETIREMENT	19,062	22,000	22,000	12,299	9,701	22,000	0%	22,500	2%
02.048.4008	HEALTH INSURANCE	1,559	2,000	2,000	875	1,125	2,000	0%	2,000	0%
02.048.4053	WORKMEN'S COMPENSATION INS.	500	500	500	292	208	500	0%	500	0%
TOTAL PERSONNEL		**108,798**	**116,000**	**116,000**	**64,772**	**51,228**	**116,000**	**0%**	**118,000**	**2%**
GENERAL OPERATING EXPENDITURES:										
02.048.4024	TELEPHONE	5,635	6,000	6,000	3,235	2,766	6,000	0%	6,000	0%
02.048.4026	EQUIPMENT RENTALS	2,733	4,000	4,000	1,599	2,401	4,000	0%	4,000	0%
02.048.4035	MAINT-FURN.,OFF.MACH.,EQUIP	264	1,000	1,000	386	614	1,000	0%	1,000	0%
02.048.4045	ELECTION EXPENSE	3,470	70,000	70,000	-	70,000	70,000	0%	70,000	0%
02.048.4049	DUES & SUBSCRIPTION	1,461	1,500	1,500	1,083	417	1,500	0%	1,500	0%
02.048.4060	OFFICE SUPPLIES	6,714	10,000	10,000	1,119	8,881	10,000	0%	10,000	0%
02.048.4074	TRAVEL/TRAINING	2,263	3,500	3,500	2,148	1,352	3,500	0%	3,500	0%
02.048.4075	TRANSPORTATION & MILEAGE	3,600	3,500	3,500	2,100	1,400	3,500	0%	3,500	0%
02.048.4099	MISCELLANEOUS EXPENSE	10	1,500	1,500	-	1,500	1,500	0%	1,500	0%
TOTAL GENERAL OPERATING EXPENDITURES		**26,150**	**101,000**	**101,000**	**11,670**	**89,330**	**101,000**	**0%**	**101,000**	**0%**
CAPITAL OUTLAY:										
02.048.4087	ACQUISITIONS-VEHICLE & EQUIP	-	500	500	-	-	-	-100%	2,000	-
TOTAL CAPITAL OUTLAY		**-**	**500**	**500**	**-**	**-**	**-**	**-100%**	**2,000**	**-**
TOTAL EXPENDITURES		**$ 134,948**	**$ 217,500**	**$ 217,500**	**$ 76,442**	**$ 140,558**	**$ 217,000**	**0%**	**$ 221,000**	**2%**

GENERAL FUND - GENERAL ADMINISTRATION (02.049)
EXPENDITURE BUDGET

			BUDGET LINE ITEM BUDGET SUMMARY FOR YEAR ENDING 2014 AND 2015 PROPOSED							
		2013	2014 BUDGET						2015 BUDGET	
			(A)	(B)	(C)	(D)	(E)	(F)	(G)	(H)
Account Number	Description	2013 Actual	2014 Original Adopted Budget	2014 Last Amended Budget as of July 31, 2014	Actual Year-to-Date as of: July 31, 2014	Estimated Remaining for Year 2014	Projected Actual Result at Year End 2014 (Final Amended Budget)	% Change Last Amended Budget vs. Projected Actual Result at Year End(Final Amended Budget [E / B - 1]	2015 Proposed Budget	% Change Projected Actual Result at Year End vs. Proposed Budget [G / E - 1]
EXPENDITURES:										
PERSONNEL:										
02.049.4002	SALARY	$ 147,677	$ 164,000	$ 164,000	$ 51,482	$ 112,518	$ 164,000	0%	$ 151,000	-8%
02.049.4003	SALARY	55,803	74,000	74,000	34,101	39,899	74,000	0%	75,500	2%
02.049.4004	CONTRACT LABOR	1,500	10,000	10,000	7,655	2,345	10,000	0%	10,000	0%
02.049.4005	FICA TAX - EXPENSE	14,244	18,500	18,500	5,896	12,604	18,500	0%	18,000	-3%
02.049.4007	RETIREMENT	20,284	22,000	22,000	6,413	11,587	18,000	-18%	19,500	8%
02.049.4008	HEALTH,LIFE,DENTAL INSURANCE	39,859	81,000	81,000	20,797	19,203	40,000	-51%	44,500	11%
02.049.4009	HEALTH SAVINGS ACCT. EXPENSE	5,100	7,500	7,500	2,250	2,750	5,000	-33%	5,000	0%
02.049.4053	WORKMEN'S COMPENSATION INS.	500	500	500	292	208	500	0%	500	0%
TOTAL PERSONNEL		**284,968**	**377,500**	**377,500**	**128,886**	**201,114**	**330,000**	**-13%**	**324,000**	**-2%**

GENERAL FUND - GENERAL ADMINISTRATION (02.049)
EXPENDITURE BUDGET

Account Number	Description	2013 Actual	2014 Original Adopted Budget (A)	2014 Last Amended Budget as of July 31, 2014 (B)	Actual Year-to-Date as of: July 31, 2014 (C)	Estimated Remaining for Year 2014 (D)	Projected Actual Result at Year End 2014 (Final Amended Budget) (E)	% Change Last Amended Budget vs. Projected Actual Result at Year End(Final Amended Budget [E / B - 1] (F)	2015 Proposed Budget (G)	% Change Projected Actual Result at Year End vs. Proposed Budget [G / E - 1] (H)
		2013	BUDGET LINE ITEM BUDGET SUMMARY FOR YEAR ENDING 2014 AND 2015 PROPOSED							
			2014 BUDGET						2015 BUDGET	
GENERAL OPERATING EXPENDITURES:										
02.049.4015	PUBLICATION - LEGAL NOTICES	6,128	12,500	12,500	4,991	7,509	12,500	0%	12,500	0%
02.049.4020	UTILITIES	659,855	550,000	550,000	202,178	297,822	500,000	-9%	500,000	0%
02.049.4024	TELEPHONE	11,725	15,000	15,000	3,658	7,342	11,000	-27%	11,000	0%
02.049.4026	EQUIPMENT RENTALS	8,135	7,500	7,500	2,926	4,574	7,500	0%	7,500	0%
02.049.4027	MISCELLANEOUS RENTALS	10,956	-	-	-	-	-	-	-	-
02.049.4028	LEASE PAYMENTS	5,499	5,500	5,500	3,208	2,292	5,500	0%	5,500	0%
02.049.4031	MAINTENANCE - BUILD & GROUND	26,925	-	-	-	-	-	-	-	-
02.049.4035	MAINT-FURN.,OFF.MACH.,EQUIP	584	500	500	186	314	500	0%	500	0%
02.049.4038	FLEET MANAGEMENT FEE	24,000	24,000	24,000	14,000	10,000	24,000	0%	12,000	-50%
02.049.4039	MAINTENANCE FUND FEE	1,199,000	999,000	999,000	582,750	416,250	999,000	0%	1,302,000	30%
02.049.4046	PROFESSIONAL SERVICES	378,896	380,000	425,400	185,649	239,351	425,000	0%	337,500	-21%
02.049.4049	DUES & SUBSCRIPTION	15,032	17,000	17,000	-	17,000	17,000	0%	17,000	0%
02.049.4050	FIRE,CASUALTY & GEN LIAB INS	215,500	215,500	215,500	125,708	89,792	215,500	0%	256,000	19%
02.049.4052	VEHICLE & EQUIPMENT INS.	1,500	1,500	1,500	875	625	1,500	0%	1,500	0%
02.049.4060	OFFICE SUPPLIES	4,696	8,500	10,400	2,472	8,028	10,500	1%	10,500	0%
02.049.4061	OPERATING SUPPLIES	4,594	6,000	6,000	3,720	2,280	6,000	0%	6,000	0%
02.049.4069	MISC.MATER.-CATASTROPHIC EVT	4,984	50,000	50,000	1,965	48,035	50,000	0%	50,000	0%
02.049.4072	FUEL	(1,567)	-	-	-	-	-	-	-	-
02.049.4074	TRAVEL/TRAINING	1,575	2,500	2,500	(75)	2,575	2,500	0%	2,500	0%
02.049.4079	JUDGEMENTS,DAMAGES & CLAIMS	-	25,000	25,000	335	24,665	25,000	0%	25,000	0%
02.049.4098	PENSION FUND FROM ADVAL.COLL	121,316	85,000	85,000	49,583	70,417	120,000	41%	120,000	0%
02.049.4099	MISCELLANEOUS EXPENSE	1,769	3,000	3,000	4,405	2,095	6,500	117%	6,500	0%
02.049.4110	REFUND-OCCUP. LIC.	-	1,500	1,500	-	-	-	-100%	-	-
TOTAL GENERAL OPERATING EXPENDITURES		**2,701,103**	**2,409,500**	**2,456,800**	**1,188,533**	**1,250,967**	**2,439,500**	-1%	**2,683,500**	10%
CAPITAL OUTLAY:										
02.049.4087	ACQUISITIONS-VEHICLE & EQUIP	-	-	-	-	14,500	14,500	-	-	-100%
TOTAL CAPITAL OUTLAY		**-**	**-**	**-**	**-**	**14,500**	**14,500**	**-**	**-**	**-100%**
TOTAL EXPENDITURES		**$ 2,986,070**	**$ 2,787,000**	**$ 2,834,300**	**$ 1,317,419**	**$ 1,466,581**	**$ 2,784,000**	**-2%**	**$ 3,007,500**	**8%**

GENERAL FUND - PUBLIC SAFETY (02.051)
EXPENDITURE BUDGET

Account Number	Description	2013 Actual	BUDGET LINE ITEM BUDGET SUMMARY FOR YEAR ENDING 2014 AND 2015 PROPOSED							
		2013	2014 BUDGET						2015 BUDGET	
			(A)	(B)	(C)	(D)	(E)	(F)	(G)	(H)
			2014 Original Adopted Budget	2014 Last Amended Budget as of July 31, 2014	Actual Year-to-Date as of: July 31, 2014	Estimated Remaining for Year 2014	Projected Actual Result at Year End 2014 (Final Amended Budget)	% Change Last Amended Budget vs. Projected Actual Result at Year End(Final Amended Budget [E / B - 1]	2015 Proposed Budget	% Change Projected Actual Result at Year End vs. Proposed Budget [G / E - 1]
EXPENDITURES:										
GENERAL OPERATING EXPENDITURES:										
02.051.4084	PROBATION & JUVENILE EXPENSE	$ 521,848	$ 500,000	$ 500,000	$ 467,233	$ 82,767	$ 550,000	10%	$ 550,000	0%
02.051.4095	COURT ATTENDENCE	18,750	20,000	20,000	10,050	9,950	20,000	0%	20,000	0%
02.051.4097	INTERGOVERNMENTAL PAYMENTS	1,400	-	-	-	-	-	-	-	-
TOTAL GENERAL OPERATING EXPENDITURES		**541,998**	**520,000**	**520,000**	**477,283**	**92,717**	**570,000**	**10%**	**570,000**	**0%**
TOTAL EXPENDITURES		**$ 541,998**	**$ 520,000**	**$ 520,000**	**$ 477,283**	**$ 92,717**	**$ 570,000**	**10%**	**$ 570,000**	**0%**

GENERAL FUND - HOMELAND SECURITY/EMERGENCY PREP. (02.053)
EXPENDITURE BUDGET

Account Number	Description	2013 Actual	BUDGET LINE ITEM BUDGET SUMMARY FOR YEAR ENDING 2014 AND 2015 PROPOSED: 2014 BUDGET (A) 2014 Original Adopted Budget	(B) 2014 Last Amended Budget as of July 31, 2014	(C) Actual Year-to-Date as of: July 31, 2014	(D) Estimated Remaining for Year 2014	(E) Projected Actual Result at Year End 2014 (Final Amended Budget)	(F) % Change Last Amended Budget vs. Projected Actual Result at Year End(Final Amended Budget [E / B - 1]	2015 BUDGET (G) 2015 Proposed Budget	(H) % Change Projected Actual Result at Year End vs. Proposed Budget [G / E - 1]
EXPENDITURES:										
PERSONNEL:										
02.053.4002	SALARY	$ 246,474	$ 270,500	$ 270,500	$ 136,415	$ 134,085	$ 270,500	0%	$ 275,500	2%
02.053.4005	FICA TAX - EXPENSE	18,313	21,000	21,000	10,158	10,842	21,000	0%	21,000	0%
02.053.4006	EMPLOYMENT TAX EXPENSE	-	1,000	1,000	-	1,000	1,000	0%	-	-100%
02.053.4007	RETIREMENT	23,246	25,000	25,000	12,425	12,575	25,000	0%	25,000	0%
02.053.4008	HEALTH INSURANCE	17,790	28,000	28,000	9,047	6,953	16,000	-43%	37,500	134%
02.053.4009	HEALTH SAVINGS ACCT. EXPENSE	2,900	5,000	5,000	1,500	3,500	5,000	0%	5,000	0%
02.053.4053	WORKMEN'S COMPENSATION INS.	500	500	500	292	208	500	0%	2,000	300%
TOTAL PERSONNEL		**309,223**	**351,000**	**351,000**	**169,836**	**169,164**	**339,000**	**-3%**	**366,000**	**8%**
GENERAL OPERATING EXPENDITURES:										
02.053.4015	PUBLICATION - LEGAL NOTICES	-	1,500	1,500	-	1,500	1,500	0%	1,500	0%
02.053.4024	TELEPHONE	25,454	20,000	20,000	14,061	10,939	25,000	25%	25,000	0%
02.053.4026	EQUIPMENT RENTALS	3,026	3,500	3,500	1,756	2,744	4,500	29%	4,500	0%
02.053.4038	FLEET MANAGEMENT FEE	59,000	59,000	59,000	34,417	24,583	59,000	0%	54,500	-8%
02.053.4039	MAINTENANCE FUND FEE	4,000	4,000	4,000	2,333	1,667	4,000	0%	11,000	175%
02.053.4046	PROFESSIONAL SERVICES	55,970	58,000	58,000	31,578	26,422	58,000	0%	59,500	3%
02.053.4049	DUES & SUBSCRIPTION	1,091	1,500	1,500	468	1,032	1,500	0%	1,500	0%
02.053.4052	VEHICLE & EQUIPMENT INS.	9,000	9,000	9,000	5,250	3,750	9,000	0%	18,500	106%
02.053.4060	OFFICE SUPPLIES	3,816	10,000	10,000	2,942	7,058	10,000	0%	10,000	0%
02.053.4061	OPERATING SUPPLIES	15,481	23,000	23,000	9,084	13,916	23,000	0%	23,000	0%
02.053.4074	TRAVEL/TRAINING	(150)	5,000	5,000	1,767	3,233	5,000	0%	5,000	0%
02.053.4078	APPROPRIATIONS & GRANTS	61,227	33,500	33,500	5,916	63,084	69,000	106%	66,000	-4%
02.053.4099	MISCELLANEOUS EXPENSE	763	2,500	2,500	236	2,264	2,500	0%	2,500	0%
TOTAL GENERAL OPERATING EXPENDITURES		**238,679**	**230,500**	**230,500**	**109,806**	**162,194**	**272,000**	**18%**	**282,500**	**4%**

GENERAL FUND - HOMELAND SECURITY/EMERGENCY PREP. (02.053)
EXPENDITURE BUDGET

			BUDGET LINE ITEM BUDGET SUMMARY FOR YEAR ENDING 2014 AND 2015 PROPOSED							
		2013	2014 BUDGET						2015 BUDGET	
			(A)	(B)	(C)	(D)	(E)	(F)	(G)	(H)
Account Number	Description	2013 Actual	2014 Original Adopted Budget	2014 Last Amended Budget as of July 31, 2014	Actual Year-to-Date as of: July 31, 2014	Estimated Remaining for Year 2014	Projected Actual Result at Year End 2014 (Final Amended Budget)	% Change Last Amended Budget vs. Projected Actual Result at Year End(Final Amended Budget [E / B - 1]	2015 Proposed Budget	% Change Projected Actual Result at Year End vs. Proposed Budget [G / E - 1]
CAPITAL OUTLAY:										
02.053.4087	ACQUISITIONS-VEHICLE & EQUIP	4,963	4,000	4,000	-	8,000	8,000	100%	4,000	-50%
TOTAL CAPITAL OUTLAY		**4,963**	**4,000**	**4,000**	**-**	**8,000**	**8,000**	**100%**	**4,000**	**-50%**
TOTAL EXPENDITURES		**$ 552,866**	**$ 585,500**	**$ 585,500**	**$ 279,642**	**$ 339,358**	**$ 619,000**	**6%**	**$ 652,500**	**5%**

GENERAL FUND - BUILDING (02.076)
EXPENDITURE BUDGET

			BUDGET LINE ITEM BUDGET SUMMARY FOR YEAR ENDING 2014 AND 2015 PROPOSED							
		2013	2014 BUDGET						2015 BUDGET	
			(A)	(B)	(C)	(D)	(E)	(F)	(G)	(H)
Account Number	Description	2013 Actual	2014 Original Adopted Budget	2014 Last Amended Budget as of July 31, 2014	Actual Year-to-Date as of: July 31, 2014	Estimated Remaining for Year 2014	Projected Actual Result at Year End 2014 (Final Amended Budget)	% Change Last Amended Budget vs. Projected Actual Result at Year End(Final Amended Budget [E / B - 1]	2015 Proposed Budget	% Change Projected Actual Result at Year End vs. Proposed Budget [G / E - 1]
EXPENDITURES:										
PERSONNEL:										
02.076.4002	SALARY	$ 261,313	$ 168,000	$ 168,000	$ 89,541	$ 78,459	$ 168,000	0%	$ 176,500	5%
02.076.4003	SALARY	380,921	371,500	371,500	198,988	172,512	371,500	0%	389,000	5%
02.076.4005	FICA TAX - EXPENSE	45,170	41,500	41,500	20,252	21,248	41,500	0%	43,500	5%
02.076.4006	EMPLOYMENT TAX EXPENSE	-	2,500	2,500	-	2,500	2,500	0%	2,500	0%
02.076.4007	RETIREMENT	63,809	50,000	50,000	26,689	23,311	50,000	0%	51,000	2%
02.076.4008	HEALTH INSURANCE	120,403	108,500	108,500	58,056	46,944	105,000	-3%	126,500	20%
02.076.4009	HEALTH SAVINGS ACCT. EXPENSE	12,611	11,000	11,000	5,500	4,500	10,000	-9%	10,000	0%
02.076.4053	WORKMEN'S COMPENSATION INS.	16,500	16,500	16,500	9,625	6,875	16,500	0%	13,000	-21%
TOTAL PERSONNEL		**900,726**	**769,500**	**769,500**	**408,652**	**356,348**	**765,000**	**-1%**	**812,000**	**6%**
GENERAL OPERATING EXPENDITURES:										
02.076.4024	TELEPHONE	14,549	19,000	19,000	5,626	4,374	10,000	-47%	10,000	0%
02.076.4026	EQUIPMENT RENTALS	4,508	4,500	4,500	1,732	5,268	7,000	56%	4,500	-36%
02.076.4027	MISCELLANEOUS RENTALS	509	1,500	1,500	215	786	1,000	-33%	1,000	0%
02.076.4028	LEASE PAYMENTS	13,452	10,000	10,000	10,126	7,374	17,500	75%	17,500	0%
02.076.4038	FLEET MANAGEMENT FEE	44,000	44,000	44,000	25,667	18,333	44,000	0%	28,000	-36%
02.076.4039	MAINTENANCE FUND FEE	12,000	12,000	12,000	7,000	5,000	12,000	0%	14,500	21%
02.076.4046	PROFESSIONAL SERVICES	34,343	65,000	65,000	19,259	45,741	65,000	0%	80,000	23%
02.076.4049	DUES & SUBSCRIPTION	462	500	500	242	258	500	0%	500	0%
02.076.4052	VEHICLE & EQUIPMENT INS.	4,000	4,000	4,000	2,333	1,667	4,000	0%	2,500	-38%
02.076.4060	OFFICE SUPPLIES	18,174	17,000	17,000	6,581	10,419	17,000	0%	17,000	0%
02.076.4061	OPERATING SUPPLIES	6,173	7,000	7,000	1,308	5,692	7,000	0%	7,000	0%
02.076.4074	TRAVEL/TRAINING	18,841	30,000	30,000	3,731	26,269	30,000	0%	30,000	0%
02.076.4099	MISCELLANEOUS EXPENSE	17,172	20,000	20,000	10,896	9,104	20,000	0%	20,000	0%
TOTAL GENERAL OPERATING EXPENDITURES		**188,183**	**234,500**	**234,500**	**94,716**	**140,284**	**235,000**	**0%**	**232,500**	**-1%**

GENERAL FUND - BUILDING (02.076)
EXPENDITURE BUDGET

Account Number	Description	2013 Actual	BUDGET LINE ITEM BUDGET SUMMARY FOR YEAR ENDING 2014 AND 2015 PROPOSED							
		2013	2014 BUDGET						2015 BUDGET	
			(A)	(B)	(C)	(D)	(E)	(F)	(G)	(H)
			2014 Original Adopted Budget	2014 Last Amended Budget as of July 31, 2014	Actual Year-to-Date as of: July 31, 2014	Estimated Remaining for Year 2014	Projected Actual Result at Year End 2014 (Final Amended Budget)	% Change Last Amended Budget vs. Projected Actual Result at Year End(Final Amended Budget [E / B - 1]	2015 Proposed Budget	% Change Projected Actual Result at Year End vs. Proposed Budget [G / E - 1]
CAPITAL OUTLAY:										
02.076.4087	ACQUISITIONS-VEHICLE & EQUIP	1,735	15,000	15,000	11,246	3,754	15,000	0%	-	-100%
TOTAL CAPITAL OUTLAY		**1,735**	**15,000**	**15,000**	**11,246**	**3,754**	**15,000**	**0%**	**-**	**-100%**
TOTAL EXPENDITURES		**$ 1,090,643**	**$ 1,019,000**	**$ 1,019,000**	**$ 514,614**	**$ 500,386**	**$ 1,015,000**	**0%**	**$ 1,044,500**	**3%**

GENERAL FUND - PARISH PROMOTION/COUNTY AGENT (02.081)
EXPENDITURE BUDGET

			BUDGET LINE ITEM BUDGET SUMMARY FOR YEAR ENDING 2014 AND 2015 PROPOSED							
		2013	2014 BUDGET						2015 BUDGET	
			(A)	(B)	(C)	(D)	(E)	(F)	(G)	(H)
Account Number	Description	2013 Actual	2014 Original Adopted Budget	2014 Last Amended Budget as of July 31, 2014	Actual Year-to-Date as of: July 31, 2014	Estimated Remaining for Year 2014	Projected Actual Result at Year End 2014 (Final Amended Budget)	% Change Last Amended Budget vs. Projected Actual Result at Year End(Final Amended Budget [E / B - 1]	2015 Proposed Budget	% Change Projected Actual Result at Year End vs. Proposed Budget [G / E - 1]
EXPENDITURES:										
PERSONNEL:										
02.081.4004	CONTRACT LABOR	$ 26,400	$ 26,500	$ 26,500	$ 13,200	$ 13,300	$ 26,500	0%	$ 26,500	0%
TOTAL PERSONNEL		**26,400**	**26,500**	**26,500**	**13,200**	**13,300**	**26,500**	**0%**	**$ 26,500**	**0%**
GENERAL OPERATING EXPENDITURES:										
02.081.4020	UTILITIES-COUNTY AGENT	12,632	16,000	16,000	9,810	6,190	16,000	0%	16,000	0%
02.081.4024	TELEPHONE-COUNTY AGENT	4,242	4,500	4,500	2,502	1,998	4,500	0%	4,500	0%
02.081.4025	BUILDING RENTALS	36,000	36,000	36,000	21,000	15,000	36,000	0%	36,000	0%
02.081.4060	OFFICE SUPPLIES	2,724	3,000	3,000	2,870	130	3,000	0%	3,000	0%
02.081.4078	APPROPRIATIONS & GRANTS	32,672	58,000	58,000	53,659	4,341	58,000	0%	58,000	0%
02.081.4099	MISCELLANEOUS EXPENSE	4,666	6,500	6,500	1,812	4,688	6,500	0%	6,500	0%
TOTAL GENERAL OPERATING EXPENDITURES		**92,937**	**124,000**	**124,000**	**91,652**	**32,348**	**124,000**	**0%**	**124,000**	**0%**
CAPITAL OUTLAY:										
02.081.4087	ACQUISITIONS-VEHICLE & EQUIP	-	-	-	-	-	-	-	-	-
TOTAL CAPITAL OUTLAY		**-**	**-**	**-**	**-**	**-**	**-**	**-**	**-**	**-**
TOTAL EXPENDITURES		**$ 119,337**	**$ 150,500**	**$ 150,500**	**$ 104,852**	**$ 45,648**	**$ 150,500**	**0%**	**$ 150,500**	**0%**

GENERAL FUND - INTERGOVERNMENTAL (02.083)
EXPENDITURE BUDGET

			BUDGET LINE ITEM BUDGET SUMMARY FOR YEAR ENDING 2014 AND 2015 PROPOSED							
		2013	2014 BUDGET						2015 BUDGET	
			(A)	(B)	(C)	(D)	(E)	(F)	(G)	(H)
Account Number	Description	2013 Actual	2014 Original Adopted Budget	2014 Last Amended Budget as of July 31, 2014	Actual Year-to-Date as of: July 31, 2014	Estimated Remaining for Year 2014	Projected Actual Result at Year End 2014 (Final Amended Budget)	% Change Last Amended Budget vs. Projected Actual Result at Year End(Final Amended Budget [E / B - 1]	2015 Proposed Budget	% Change Projected Actual Result at Year End vs. Proposed Budget [G / E - 1]
EXPENDITURES:										
GENERAL OPERATING EXPENDITURES:										
02.083.4097	INTERGOVERN.PAY FIRE REBATE	$ 97,910	$ 98,000	$ 98,000	$ 98,699	$ 301	$ 99,000	1%	$ 99,000	0%
TOTAL GENERAL OPERATING EXPENDITURES		**97,910**	**98,000**	**98,000**	**98,699**	**301**	**99,000**	**1%**	**99,000**	**0%**
TOTAL EXPENDITURES		**$ 97,910**	**$ 98,000**	**$ 98,000**	**$ 98,699**	**$ 301**	**$ 99,000**	**1%**	**$ 99,000**	**0%**

GENERAL FUND - PLANNING DEVELOPMENT (02.085)
EXPENDITURE BUDGET

			BUDGET LINE ITEM BUDGET SUMMARY FOR YEAR ENDING 2014 AND 2015 PROPOSED							
		2013	2014 BUDGET						2015 BUDGET	
			(A)	(B)	(C)	(D)	(E)	(F)	(G)	(H)
Account Number	Description	2013 Actual	2014 Original Adopted Budget	2014 Last Amended Budget as of July 31, 2014	Actual Year-to-Date as of: July 31, 2014	Estimated Remaining for Year 2014	Projected Actual Result at Year End 2014 (Final Amended Budget)	% Change Last Amended Budget vs. Projected Actual Result at Year End(Final Amended Budget [E / B - 1]	2015 Proposed Budget	% Change Projected Actual Result at Year End vs. Proposed Budget [G / E - 1]
EXPENDITURES:										
PERSONNEL:										
02.085.4002	SALARY	$ 254,499	$ 554,000	$ 554,000	$ 319,571	$ 234,429	$ 554,000	0%	$ 272,000	-51%
02.085.4003	SALARY	122,315	241,500	241,500	129,271	112,229	241,500	0%	131,000	-46%
02.085.4005	FICA TAX - EXPENSE	26,859	61,000	61,000	31,790	29,210	61,000	0%	31,000	-49%
02.085.4007	RETIREMENT	37,502	73,500	73,500	41,409	32,091	73,500	0%	36,500	-50%
02.085.4008	HEALTH INSURANCE	54,395	154,000	154,000	83,091	70,909	154,000	0%	73,500	-52%
02.085.4009	HEALTH SAVINGS ACCT. EXPENSE	5,200	13,500	13,500	8,300	5,200	13,500	0%	6,000	-56%
02.085.4053	WORKMEN'S COMPENSATION INS.	500	500	500	292	208	500	0%	13,000	2500%
TOTAL PERSONNEL		**501,269**	**1,098,000**	**1,098,000**	**613,724**	**484,276**	**1,098,000**	**0%**	**563,000**	**-49%**
GENERAL OPERATING EXPENDITURES:										
02.085.4015	PUBLICATION - LEGAL NOTICES	13,994	10,000	10,000	9,561	439	10,000	0%	10,000	0%
02.085.4024	TELEPHONE	5,731	10,500	10,500	4,430	6,070	10,500	0%	10,500	0%
02.085.4026	EQUIPMENT RENTALS	4,592	8,000	8,000	2,797	5,203	8,000	0%	8,000	0%
02.085.4027	MISCELLANEOUS RENTALS	-	1,000	1,000	43	957	1,000	0%	1,000	0%
02.085.4028	LEASE PAYMENTS	4,279	14,500	14,500	9,162	6,838	16,000	10%	16,000	0%
02.085.4037	MISC. COMMISSION EXPENSE	-	2,500	2,500	-	2,500	2,500	0%	2,500	0%
02.085.4038	FLEET MANAGEMENT FEE	7,500	19,500	19,500	11,375	8,125	19,500	0%	17,500	-10%
02.085.4039	MAINTENANCE FUND FEE	11,000	23,000	23,000	13,417	9,583	23,000	0%	14,000	-39%
02.085.4046	PROFESSIONAL SERVICES	7,478	21,500	21,500	3,745	6,255	10,000	-53%	10,000	0%
02.085.4049	DUES & SUBSCRIPTION	605	1,000	1,000	430	570	1,000	0%	1,000	0%
02.085.4052	VEHICLE & EQUIPMENT INSURANC	1,000	1,000	1,000	583	417	1,000	0%	1,500	50%
02.085.4060	OFFICE SUPPLIES	13,896	16,000	16,000	7,597	8,403	16,000	0%	16,000	0%
02.085.4061	OPERATING SUPPLIES	3,221	17,500	16,200	2,912	13,088	16,000	-1%	16,000	0%
02.085.4074	TRAVEL/TRAINING	819	8,000	8,000	4,317	3,683	8,000	0%	8,000	0%
02.085.4078	APPROPRIATIONS & GRANTS	4,636	73,500	73,500	8,051	4,949	13,000	-82%	62,000	377%
02.085.4099	MISCELLANEOUS EXPENSE	487	2,000	2,000	335	1,665	2,000	0%	2,000	0%
TOTAL GENERAL OPERATING EXPENDITURES		**79,237**	**229,500**	**228,200**	**78,754**	**78,746**	**157,500**	**-31%**	**196,000**	**24%**

GENERAL FUND - PLANNING DEVELOPMENT (02.085)
EXPENDITURE BUDGET

			BUDGET LINE ITEM BUDGET SUMMARY FOR YEAR ENDING 2014 AND 2015 PROPOSED							
		2013	2014 BUDGET						2015 BUDGET	
			(A)	(B)	(C)	(D)	(E)	(F)	(G)	(H)
Account Number	Description	2013 Actual	2014 Original Adopted Budget	2014 Last Amended Budget as of July 31, 2014	Actual Year-to-Date as of: July 31, 2014	Estimated Remaining for Year 2014	Projected Actual Result at Year End 2014 (Final Amended Budget)	% Change Last Amended Budget vs. Projected Actual Result at Year End(Final Amended Budget [E / B - 1]	2015 Proposed Budget	% Change Projected Actual Result at Year End vs. Proposed Budget [G / E - 1]
CAPITAL OUTLAY:										
02.085.4087	ACQUISITIONS-VEHICLE & EQUIP	-	-	1,300	-	1,500	1,500	15%	-	-100%
TOTAL CAPITAL OUTLAY		**-**	**-**	**1,300**	**-**	**1,500**	**1,500**	**15%**	**-**	**-100%**
TOTAL EXPENDITURES		**$ 580,506**	**$ 1,327,500**	**$ 1,327,500**	**$ 692,478**	**$ 564,522**	**$ 1,257,000**	**-5%**	**$ 759,000**	**-40%**

GENERAL FUND - IS/GIS (02.086)
EXPENDITURE BUDGET

			BUDGET LINE ITEM BUDGET SUMMARY FOR YEAR ENDING 2014 AND 2015 PROPOSED							
		2013	2014 BUDGET						2015 BUDGET	
			(A)	(B)	(C)	(D)	(E)	(F)	(G)	(H)
Account Number	Description	2013 Actual	2014 Original Adopted Budget	2014 Last Amended Budget as of July 31, 2014	Actual Year-to-Date as of: July 31, 2014	Estimated Remaining for Year 2014	Projected Actual Result at Year End 2014 (Final Amended Budget)	% Change Last Amended Budget vs. Projected Actual Result at Year End(Final Amended Budget [E / B - 1]	2015 Proposed Budget	% Change Projected Actual Result at Year End vs. Proposed Budget [G / E - 1]
EXPENDITURES:										
PERSONNEL:										
02.086.4002	SALARY	$ 79,393	$ 83,000	$ 83,000	$ 44,261	$ 38,739	$ 83,000	0%	$ 87,500	5%
02.086.4003	SALARY	341,738	389,000	389,000	209,791	179,209	389,000	0%	445,500	15%
02.086.4005	FICA TAX - EXPENSE	30,296	36,000	36,000	18,444	17,556	36,000	0%	41,000	14%
02.086.4007	RETIREMENT	39,074	44,000	44,000	21,263	22,737	44,000	0%	48,000	9%
02.086.4008	HEALTH INSURANCE	61,935	92,000	92,000	35,551	56,449	92,000	0%	101,500	10%
02.086.4009	HEALTH SAVINGS ACCT. EXPENSE	8,700	10,000	10,000	4,300	3,200	7,500	-25%	10,000	33%
02.086.4053	WORKMEN'S COMPENSATION INS.	500	500	500	292	208	500	0%	500	0%
TOTAL PERSONNEL		**561,636**	**654,500**	**654,500**	**333,902**	**318,098**	**652,000**	**0%**	**734,000**	**13%**
GENERAL OPERATING EXPENDITURES:										
02.086.4024	TELEPHONE	59,729	60,000	60,000	31,571	28,429	60,000	0%	70,000	17%
02.086.4028	LEASE PAYMENTS	4,732	5,000	5,000	2,760	2,240	5,000	0%	5,000	0%
02.086.4038	FLEET MANAGEMENT FEE	6,000	6,000	6,000	3,500	2,500	6,000	0%	10,500	75%
02.086.4039	MAINTENANCE FUND FEE	10,000	10,000	10,000	5,833	4,167	10,000	0%	6,500	-35%
02.086.4046	PROFESSIONAL SERVICES	183,889	155,000	155,000	165,255	27,745	193,000	25%	195,000	1%
02.086.4052	VEHICLE & EQUIPMENT INSURANC	500	500	500	292	208	500	0%	1,500	200%
02.086.4060	OFFICE SUPPLIES	774	2,500	2,500	1,472	1,028	2,500	0%	2,500	0%
02.086.4061	OPERATING SUPPLIES	44,943	66,000	66,000	17,462	48,538	66,000	0%	68,500	4%
02.086.4074	TRAVEL/TRAINING	7,974	5,000	5,000	4,134	866	5,000	0%	12,000	140%
02.086.4099	MISCELLANEOUS EXPENSE	154	1,000	1,000	166	834	1,000	0%	1,000	0%
TOTAL GENERAL OPERATING EXPENDITURES		**318,694**	**311,000**	**311,000**	**232,445**	**116,555**	**349,000**	**12%**	**372,500**	**7%**

GENERAL FUND - IS/GIS (02.086)
EXPENDITURE BUDGET

Account Number	Description	2013 Actual	BUDGET LINE ITEM BUDGET SUMMARY FOR YEAR ENDING 2014 AND 2015 PROPOSED							
		2013	2014 BUDGET						2015 BUDGET	
			(A)	(B)	(C)	(D)	(E)	(F)	(G)	(H)
			2014 Original Adopted Budget	2014 Last Amended Budget as of July 31, 2014	Actual Year-to-Date as of: July 31, 2014	Estimated Remaining for Year 2014	Projected Actual Result at Year End 2014 (Final Amended Budget)	% Change Last Amended Budget vs. Projected Actual Result at Year End(Final Amended Budget [E / B - 1]	2015 Proposed Budget	% Change Projected Actual Result at Year End vs. Proposed Budget [G / E - 1]
CAPITAL OUTLAY:										
02.086.4087	ACQUISITIONS-VEHICLE & EQUIP	86,830	113,500	113,500	88,376	25,124	113,500	0%	53,500	-53%
TOTAL CAPITAL OUTLAY		**86,830**	**113,500**	**113,500**	**88,376**	**25,124**	**113,500**	**0%**	**53,500**	**-53%**
TOTAL EXPENDITURES		**$ 967,160**	**$ 1,079,000**	**$ 1,079,000**	**$ 654,723**	**$ 459,777**	**$ 1,114,500**	**3%**	**$ 1,160,000**	**4%**

GENERAL FUND - VIDEO PROGRAMMING (02.089)
EXPENDITURE BUDGET

Account Number	Description	2013 Actual	2014 Original Adopted Budget (A)	2014 Last Amended Budget as of July 31, 2014 (B)	Actual Year-to-Date as of: July 31, 2014 (C)	Estimated Remaining for Year 2014 (D)	Projected Actual Result at Year End 2014 (Final Amended Budget) (E)	% Change Last Amended Budget vs. Projected Actual Result at Year End(Final Amended Budget [E / B - 1] (F)	2015 Proposed Budget (G)	% Change Projected Actual Result at Year End vs. Proposed Budget [G / E - 1] (H)
		2013	BUDGET LINE ITEM BUDGET SUMMARY FOR YEAR ENDING 2014 AND 2015 PROPOSED — 2014 BUDGET						2015 BUDGET	
EXPENDITURES:										
PERSONNEL:										
02.089.4002	SALARY	$ 55,911	$ 64,000	$ 64,000	$ 35,519	$ 28,481	$ 64,000	0%	$ 67,000	5%
02.089.4003	SALARY	40,950	47,500	47,500	26,291	21,209	47,500	0%	50,000	5%
02.089.4005	FICA TAX - EXPENSE	6,884	8,500	8,500	4,242	4,258	8,500	0%	9,000	6%
02.089.4006	EMPLOYMENT TAX EXPENSE	2,964	-	-	-	-	-	-	-	-
02.089.4007	RETIREMENT	9,664	10,500	10,500	5,717	4,783	10,500	0%	10,500	0%
02.089.4008	HEALTH INSURANCE	14,635	18,500	18,500	11,316	7,184	18,500	0%	22,000	19%
02.089.4009	HEALTH SAVINGS ACCT. EXPENSE	1,365	1,500	1,500	700	800	1,500	0%	1,500	0%
02.089.4053	WORKMEN'S COMPENSATION INS.	500	500	500	292	208	500	0%	500	0%
TOTAL PERSONNEL		**132,874**	**151,000**	**151,000**	**84,077**	**66,923**	**151,000**	**0%**	**160,500**	**6%**
GENERAL OPERATING EXPENDITURES:										
02.089.4024	TELEPHONE	9,978	12,500	12,500	4,689	5,311	10,000	-20%	10,000	0%
02.089.4028	LEASE PAYMENTS	4,896	6,000	6,000	3,621	2,879	6,500	8%	6,500	0%
02.089.4038	FLEET MANAGEMENT FEE	1,500	1,500	1,500	875	625	1,500	0%	6,000	300%
02.089.4039	MAINTENANCE FUND FEE	500	500	500	292	208	500	0%	2,000	300%
02.089.4046	PROFESSIONAL SERVICES	850	5,000	9,000	1,295	7,705	9,000	0%	10,000	11%
02.089.4049	DUES & SUBSCRIPTION	-	500	500	-	500	500	0%	500	0%
02.089.4052	VEHICLE & EQUIPMENT INSURANC	500	500	500	292	208	500	0%	500	0%
02.089.4060	OFFICE SUPPLIES	1,387	1,000	1,000	-	1,000	1,000	0%	1,000	0%
02.089.4061	OPERATING SUPPLIES	13,789	17,000	7,000	403	6,597	7,000	0%	15,000	114%
02.089.4074	TRAVEL/TRAINING	2,089	4,000	4,000	-	4,000	4,000	0%	5,000	25%
02.089.4099	MISCELLANEOUS EXPENSE	128	500	500	-	500	500	0%	500	0%
TOTAL GENERAL OPERATING EXPENDITURES		**35,616**	**49,000**	**43,000**	**11,466**	**29,534**	**41,000**	**-5%**	**57,000**	**39%**

GENERAL FUND - VIDEO PROGRAMMING (02.089)
EXPENDITURE BUDGET

Account Number	Description	2013 Actual	BUDGET LINE ITEM BUDGET SUMMARY FOR YEAR ENDING 2014 AND 2015 PROPOSED							
		2013	2014 BUDGET						2015 BUDGET	
			(A)	(B)	(C)	(D)	(E)	(F)	(G)	(H)
			2014 Original Adopted Budget	2014 Last Amended Budget as of July 31, 2014	Actual Year-to-Date as of: July 31, 2014	Estimated Remaining for Year 2014	Projected Actual Result at Year End 2014 (Final Amended Budget)	% Change Last Amended Budget vs. Projected Actual Result at Year End(Final Amended Budget [E / B - 1]	2015 Proposed Budget	% Change Projected Actual Result at Year End vs. Proposed Budget [G / E - 1]
CAPITAL OUTLAY:										
02.089.4087	ACQUISITIONS-VEHICLE & EQUIP	46,533	5,000	11,000	-	11,000	11,000	0%	11,000	0%
TOTAL CAPITAL OUTLAY		**46,533**	**5,000**	**11,000**	**-**	**11,000**	**11,000**	**0%**	**11,000**	**0%**
TOTAL EXPENDITURES		**$ 215,022**	**$ 205,000**	**$ 205,000**	**$ 95,543**	**$ 107,457**	**$ 203,000**	**-1%**	**$ 228,500**	**13%**

GENERAL FUND - OTHER FINANCING USES (TRANSFERS OUT) (02.090)
EXPENDITURE BUDGET

			BUDGET LINE ITEM BUDGET SUMMARY FOR YEAR ENDING 2014 AND 2015 PROPOSED							
		2013	2014 BUDGET						2015 BUDGET	
			(A)	(B)	(C)	(D)	(E)	(F)	(G)	(H)
Account Number	Description	2013 Actual	2014 Original Adopted Budget	2014 Last Amended Budget as of July 31, 2014	Actual Year-to-Date as of: July 31, 2014	Estimated Remaining for Year 2014	Projected Actual Result at Year End 2014 (Final Amended Budget)	% Change Last Amended Budget vs. Projected Actual Result at Year End(Final Amended Budget [E / B - 1]	2015 Proposed Budget	% Change Projected Actual Result at Year End vs. Proposed Budget [G / E - 1]
EXPENDITURES:										
OTHER FINANCING USES (TRANSFERS OUT):										
02.090.9005	TRANSFER OUT EA MAJOR DRAIN	$ 12,000	$ 12,000	$ 12,000	$ -	$ 12,000	$ 12,000	0%	$ 12,000	0%
02.090.9009	TRANSFER OUT CRIMINAL COURT	375,000	250,000	250,000	-	394,000	394,000	58%	497,500	26%
02.090.9039	TRANS OUT EQUP INST PUR DEBT	-	-	-	-	-	-	-	18,000	-
02.090.9041	TRANS OUT ASC. PARISH JAIL	1,900,000	2,500,000	2,500,000	1,458,333	1,041,667	2,500,000	0%	2,500,000	0%
02.090.9065	TRANS OUT WATER/WASTE WATER	-	-	-	-	-	-	-	2,475,000	-
02.090.9084	TRANSFER OUT ACUD #2	-	3,300,000	3,300,000	3,300,000	-	3,300,000	0%	825,000	-75%
02.090.9092	TRANS OUT ACUD #1 SINKING FD	550,000	-	-	-	-	-	-	-	-
TOTAL OTHER FINANCING USES		**$ 2,837,000**	**$ 6,062,000**	**$ 6,062,000**	**$ 4,758,333**	**$ 1,447,667**	**$ 6,206,000**	**2%**	**$ 6,327,500**	**2%**

GENERAL FUND - STORM WATER DEPT (02.475)
EXPENDITURE BUDGET

Account Number	Description	2013 Actual	2014 Original Adopted Budget (A)	2014 Last Amended Budget as of July 31, 2014 (B)	Actual Year-to-Date as of: July 31, 2014 (C)	Estimated Remaining for Year 2014 (D)	Projected Actual Result at Year End 2014 (Final Amended Budget) (E)	% Change Last Amended Budget vs. Projected Actual Result at Year End(Final Amended Budget [E / B - 1] (F)	2015 Proposed Budget (G)	% Change Projected Actual Result at Year End vs. Proposed Budget [G / E - 1] (H)
		2013	BUDGET LINE ITEM BUDGET SUMMARY FOR YEAR ENDING 2014 AND 2015 PROPOSED							
			2014 BUDGET						2015 BUDGET	
EXPENDITURES:										
PERSONNEL:										
02.475.4002	SALARY	$ 47,579	$ -	$ -	$ -	$ -	$ -	-	$ -	-
02.475.4003	SALARY	91,968	-	-	-	-	-	-	-	-
02.475.4005	FICA TAX - EXPENSE	9,778	-	-	-	-	-	-	-	-
02.475.4007	RETIREMENT	13,870	-	-	-	-	-	-	-	-
02.475.4008	HEALTH,LIFE,DENTAL INSURANCE	31,986	-	-	-	-	-	-	-	-
02.475.4009	HEALTH SAVINGS ACCT. EXPENSE	4,000	-	-	-	-	-	-	-	-
TOTAL PERSONNEL		**199,182**	**-**	**-**	**-**	**-**	**-**	**-**	**-**	**-**
GENERAL OPERATING EXPENDITURES:										
02.475.4024	TELEPHONE	1,572	-	-	-	-	-	-	-	-
02.475.4026	EQUIPMENT RENTALS	3,099	-	-	-	-	-	-	-	-
02.475.4027	MISCELLANEOUS RENTALS	687	-	-	-	-	-	-	-	-
02.475.4028	LEASE PAYMENTS	8,189	-	-	-	-	-	-	-	-
02.475.4038	FLEET MANAGEMENT FEE	12,000	-	-	-	-	-	-	-	-
02.475.4039	MAINTENANCE FUND FEE	12,000	-	-	-	-	-	-	-	-
02.475.4060	OFFICE SUPPLIES	3,787	-	-	-	-	-	-	-	-
02.475.4061	OPERATING SUPPLIES	8,019	-	-	-	-	-	-	-	-
02.475.4074	TRAVEL/TRAINING	2,217	-	-	-	-	-	-	-	-
02.475.4078	APPROPRIATIONS & GRANTS	4,048	-	-	-	-	-	-	-	-
02.475.4099	MISCELLANEOUS EXPENSE	1,935	-	-	-	-	-	-	-	-
TOTAL GENERAL OPERATING EXPENDITURES		**57,552**	**-**	**-**	**-**	**-**	**-**	**-**	**-**	**-**
CAPITAL OUTLAY:										
02.475.4087	ACQUISITIONS-EQUIPMENT	-	-	-	-	-	-	-	-	-
TOTAL CAPITAL OUTLAY		**-**	**-**	**-**	**-**	**-**	**-**	**-**	**-**	**-**
TOTAL EXPENDITURES		**$ 256,734**	**$ -**	**$ -**	**$ -**	**$ -**	**$ -**	**-**	**$ -**	**-**

GENERAL FUND - FINANCE (02.491)
EXPENDITURE BUDGET

Account Number	Description	2013 Actual	2014 Original Adopted Budget (A)	2014 Last Amended Budget as of July 31, 2014 (B)	Actual Year-to-Date as of: July 31, 2014 (C)	Estimated Remaining for Year 2014 (D)	Projected Actual Result at Year End 2014 (Final Amended Budget) (E)	% Change Last Amended Budget vs. Projected Actual Result at Year End(Final Amended Budget [E / B - 1] (F)	2015 Proposed Budget (G)	% Change Projected Actual Result at Year End vs. Proposed Budget [G / E - 1] (H)
		2013	BUDGET LINE ITEM BUDGET SUMMARY FOR YEAR ENDING 2014 AND 2015 PROPOSED — 2014 BUDGET						2015 BUDGET	
EXPENDITURES:										
PERSONNEL:										
02.491.4002	SALARY	$ 449,904	$ 484,500	$ 484,500	$ 227,114	$ 197,886	$ 425,000	-12%	$ 447,000	5%
02.491.4003	SALARY	473,718	479,000	479,000	282,027	209,973	492,000	3%	555,000	13%
02.491.4005	FICA TAX - EXPENSE	65,427	74,000	74,000	35,689	35,311	71,000	-4%	77,000	8%
02.491.4007	RETIREMENT	91,098	89,000	89,000	47,096	38,904	86,000	-3%	90,500	5%
02.491.4008	HEALTH,LIFE,DENTAL INSURANCE	160,948	188,000	188,000	106,107	81,893	188,000	0%	206,000	10%
02.491.4009	HEALTH SAVINGS ACCT. EXPENSE	21,525	22,000	22,000	13,200	9,800	23,000	5%	23,000	0%
02.491.4053	WORKMEN'S COMPENSATION INS.	1,000	1,000	1,000	583	417	1,000	0%	1,000	0%
TOTAL PERSONNEL		**1,263,619**	**1,337,500**	**1,337,500**	**711,815**	**574,185**	**1,286,000**	**-4%**	**1,399,500**	**9%**
GENERAL OPERATING EXPENDITURES:										
02.491.4015	ADVERTISING	-	500	500	-	-	-	-100%	-	-
02.491.4024	TELEPHONE	15,238	21,000	21,000	7,652	7,348	15,000	-29%	15,000	0%
02.491.4026	EQUIPMENT RENTALS	12,753	13,000	13,000	6,279	6,721	13,000	0%	13,000	0%
02.491.4028	LEASE PAYMENTS	4,484	4,500	4,500	2,616	1,884	4,500	0%	3,500	-22%
02.491.4035	MAINT-FURN.,OFF.MACH.,EQUIP	9,969	8,500	8,500	958	7,542	8,500	0%	8,500	0%
02.491.4038	FLEET MANAGEMENT FEE	3,000	3,000	3,000	1,750	1,250	3,000	0%	4,000	33%
02.491.4039	MAINTENANCE FUND FEE	37,000	37,000	37,000	21,583	15,417	37,000	0%	42,000	14%
02.491.4043	ACCOUNTING SERVICES	14,500	-	-	-	-	-	-	-	-
02.491.4046	PROFESSIONAL SERVICES	128,280	160,000	160,000	109,630	50,370	160,000	0%	152,500	-5%
02.491.4049	DUES & SUBSCRIPTION	3,289	3,000	3,100	2,079	921	3,000	-3%	3,000	0%
02.491.4052	VEHICLE & EQUIPMENT INS.	1,000	1,000	1,000	583	417	1,000	0%	500	-50%
02.491.4060	OFFICE SUPPLIES	35,524	40,500	43,500	18,444	25,056	43,500	0%	43,500	0%
02.491.4061	OPERATING SUPPLIES	4,882	4,500	4,500	2,056	2,444	4,500	0%	4,500	0%
02.491.4074	TRAVEL/TRAINING	14,334	13,000	13,000	5,513	4,487	10,000	-23%	18,000	80%
02.491.4099	MISCELLANEOUS EXPENSE	616	1,500	1,500	90	1,410	1,500	0%	1,500	0%
TOTAL GENERAL OPERATING EXPENDITURES		**284,869**	**311,000**	**314,100**	**179,233**	**125,267**	**304,500**	**-3%**	**309,500**	**2%**

GENERAL FUND - FINANCE (02.491)
EXPENDITURE BUDGET

Account Number	Description	2013 Actual	BUDGET LINE ITEM BUDGET SUMMARY FOR YEAR ENDING 2014 AND 2015 PROPOSED							
		2013	2014 BUDGET						2015 BUDGET	
			(A)	(B)	(C)	(D)	(E)	(F)	(G)	(H)
			2014 Original Adopted Budget	2014 Last Amended Budget as of July 31, 2014	Actual Year-to-Date as of: July 31, 2014	Estimated Remaining for Year 2014	Projected Actual Result at Year End 2014 (Final Amended Budget)	% Change Last Amended Budget vs. Projected Actual Result at Year End(Final Amended Budget [E / B - 1]	2015 Proposed Budget	% Change Projected Actual Result at Year End vs. Proposed Budget [G / E - 1]
CAPITAL OUTLAY:										
02.491.4087	ACQUISITIONS-VEHICLE & EQUIP	2,199	7,000	7,000	3,525	3,475	7,000	0%	58,000	729%
TOTAL CAPITAL OUTLAY		**2,199**	**7,000**	**7,000**	**3,525**	**3,475**	**7,000**	**0%**	**58,000**	**729%**
TOTAL EXPENDITURES		**$ 1,550,688**	**$ 1,655,500**	**$ 1,658,600**	**$ 894,574**	**$ 702,926**	**$ 1,597,500**	**-4%**	**$ 1,767,000**	**11%**

GENERAL FUND - HUMAN RESOURCES (02.492)
EXPENDITURE BUDGET

Account Number	Description	2013 Actual	2014 Original Adopted Budget (A)	2014 Last Amended Budget as of July 31, 2014 (B)	Actual Year-to-Date as of: July 31, 2014 (C)	Estimated Remaining for Year 2014 (D)	Projected Actual Result at Year End 2014 (Final Amended Budget) (E)	% Change Last Amended Budget vs. Projected Actual Result at Year End(Final Amended Budget [E / B - 1] (F)	2015 Proposed Budget (G)	% Change Projected Actual Result at Year End vs. Proposed Budget [G / E - 1] (H)
		2013	BUDGET LINE ITEM BUDGET SUMMARY FOR YEAR ENDING 2014 AND 2015 PROPOSED							
			2014 BUDGET						2015 BUDGET	
EXPENDITURES:										
PERSONNEL:										
02.492.4002	SALARY	$ 241,700	$ 191,000	$ 191,000	$ 102,987	$ 88,013	$ 191,000	0%	$ 200,500	5%
02.492.4003	SALARY	108,854	106,000	106,000	56,292	49,708	106,000	0%	117,500	11%
02.492.4005	FICA TAX - EXPENSE	25,392	23,000	23,000	10,953	12,047	23,000	0%	24,500	7%
02.492.4007	RETIREMENT	28,393	27,500	27,500	14,733	12,767	27,500	0%	28,500	4%
02.492.4008	HEALTH,LIFE,DENTAL INSURANCE	37,170	47,500	47,500	34,692	25,308	60,000	26%	67,000	12%
02.492.4009	HEALTH SAVINGS ACCT. EXPENSE	5,200	6,000	6,000	3,500	2,500	6,000	0%	6,000	0%
02.492.4053	WORKMEN'S COMPENSATION INS.	500	500	500	292	208	500	0%	500	0%
TOTAL PERSONNEL		**447,209**	**401,500**	**401,500**	**223,449**	**190,551**	**414,000**	**3%**	**444,500**	**7%**
GENERAL OPERATING EXPENDITURES:										
02.492.4024	TELEPHONE	7,302	8,000	8,000	3,967	4,033	8,000	0%	8,000	0%
02.492.4026	EQUIPMENT RENTALS	6,299	7,000	7,000	2,963	4,037	7,000	0%	7,000	0%
02.492.4038	FLEET MANAGEMENT FEE	8,500	8,500	8,500	4,958	3,542	8,500	0%	10,000	18%
02.492.4039	MAINTENANCE FUND FEE	41,500	41,500	41,500	24,208	17,292	41,500	0%	26,000	-37%
02.492.4046	PROFESSIONAL SERVICES	52,552	3,000	3,000	1,451	3,049	4,500	50%	4,000	-11%
02.492.4049	DUES & SUBSCRIPTION	1,569	4,500	4,500	370	4,130	4,500	0%	4,500	0%
02.492.4052	VEHICLE & EQUIPMENT INS.	1,000	1,000	1,000	583	417	1,000	0%	500	-50%
02.492.4060	OFFICE SUPPLIES	13,984	12,500	12,500	5,439	7,061	12,500	0%	12,500	0%
02.492.4061	OPERATING SUPPLIES	1,734	2,500	2,500	1,243	1,257	2,500	0%	2,500	0%
02.492.4074	TRAVEL/TRAINING	3,799	10,000	10,000	5,726	4,274	10,000	0%	10,000	0%
02.492.4099	MISCELLANEOUS EXPENSE	962	1,000	1,000	285	715	1,000	0%	1,000	0%
TOTAL GENERAL OPERATING EXPENDITURES		**139,201**	**99,500**	**99,500**	**51,194**	**49,806**	**101,000**	**2%**	**86,000**	**-15%**

GENERAL FUND - HUMAN RESOURCES (02.492)
EXPENDITURE BUDGET

Account Number	Description	2013 Actual	BUDGET LINE ITEM BUDGET SUMMARY FOR YEAR ENDING 2014 AND 2015 PROPOSED							
		2013	2014 BUDGET						2015 BUDGET	
			(A)	(B)	(C)	(D)	(E)	(F)	(G)	(H)
			2014 Original Adopted Budget	2014 Last Amended Budget as of July 31, 2014	Actual Year-to-Date as of: July 31, 2014	Estimated Remaining for Year 2014	Projected Actual Result at Year End 2014 (Final Amended Budget)	% Change Last Amended Budget vs. Projected Actual Result at Year End(Final Amended Budget [E / B - 1]	2015 Proposed Budget	% Change Projected Actual Result at Year End vs. Proposed Budget [G / E - 1]
CAPITAL OUTLAY:										
02.492.4087	ACQUISITIONS-VEHICLE & EQUIP	-	2,500	2,500	1,481	1,019	2,500	0%	-	-100%
TOTAL CAPITAL OUTLAY		**-**	**2,500**	**2,500**	**1,481**	**1,019**	**2,500**	**-**	**-**	**-**
TOTAL EXPENDITURES		**$ 586,410**	**$ 503,500**	**$ 503,500**	**$ 276,124**	**$ 241,376**	**$ 517,500**	**3%**	**$ 530,500**	**3%**

GENERAL FUND - ECONOMIC DEVELOPMENT (02.493)
EXPENDITURE BUDGET

			BUDGET LINE ITEM BUDGET SUMMARY FOR YEAR ENDING 2014 AND 2015 PROPOSED							
		2013	2014 BUDGET						2015 BUDGET	
			(A)	(B)	(C)	(D)	(E)	(F)	(G)	(H)
Account Number	Description	2013 Actual	2014 Original Adopted Budget	2014 Last Amended Budget as of July 31, 2014	Actual Year-to-Date as of: July 31, 2014	Estimated Remaining for Year 2014	Projected Actual Result at Year End 2014 (Final Amended Budget)	% Change Last Amended Budget vs. Projected Actual Result at Year End(Final Amended Budget [E / B - 1]	2015 Proposed Budget	% Change Projected Actual Result at Year End vs. Proposed Budget [G / E - 1]
EXPENDITURES:										
GENERAL OPERATING EXPENDITURES:										
02.493.4078	APPROPRIATIONS & GRANTS	$ 322,800	$ 322,800	$ 322,800	$ 188,300	$ 134,500	$ 322,800	0%	$ 322,800	0%
TOTAL GENERAL OPERATING EXPENDITURES		**322,800**	**322,800**	**322,800**	**188,300**	**134,500**	**322,800**	**0%**	**322,800**	**0%**
TOTAL EXPENDITURES		**$ 322,800**	**$ 322,800**	**$ 322,800**	**$ 188,300**	**$ 134,500**	**$ 322,800**	**0%**	**$ 322,800**	**0%**

GENERAL FUND - INTERGOVERNMENTAL GRANTS (02.494)
EXPENDITURE BUDGET

			BUDGET LINE ITEM BUDGET SUMMARY FOR YEAR ENDING 2014 AND 2015 PROPOSED							
		2013	2014 BUDGET						2015 BUDGET	
			(A)	(B)	(C)	(D)	(E)	(F)	(G)	(H)
Account Number	Description	2013 Actual	2014 Original Adopted Budget	2014 Last Amended Budget as of July 31, 2014	Actual Year-to-Date as of: July 31, 2014	Estimated Remaining for Year 2014	Projected Actual Result at Year End 2014 (Final Amended Budget)	% Change Last Amended Budget vs. Projected Actual Result at Year End(Final Amended Budget [E / B - 1]	2015 Proposed Budget	% Change Projected Actual Result at Year End vs. Proposed Budget [G / E - 1]
EXPENDITURES:										
GENERAL OPERATING EXPENDITURES:										
02.494.4197	GRANT-EMER.SHELTER-OPERATION	$ 83,634	$ 82,500	$ 82,500	$ 36,500	$ 30,500	$ 67,000	-19%	$ -	-100%
02.494.4205	COMMUNITY WATER ENRICH GRANT	-	335,500	335,500	-	-	-	-100%	-	-
02.494.4300	GRANT-FEMA RETRO HARDNING	-	285,000	285,000	-	-	-	-100%	295,000	-
TOTAL GENERAL OPERATING EXPENDITURES		**83,634**	**703,000**	**703,000**	**36,500**	**30,500**	**67,000**	**-90%**	**295,000**	**340%**
TOTAL EXPENDITURES		**$ 83,634**	**$ 703,000**	**$ 703,000**	**$ 36,500**	**$ 30,500**	**$ 67,000**	**-90%**	**$ 295,000**	**340%**

GENERAL FUND - APPROPRIATIONS (02.495)
EXPENDITURE BUDGET

Account Number	Description	2013 Actual	BUDGET LINE ITEM BUDGET SUMMARY FOR YEAR ENDING 2014 AND 2015 PROPOSED: 2014 BUDGET (A) 2014 Original Adopted Budget	(B) 2014 Last Amended Budget as of July 31, 2014	(C) Actual Year-to-Date as of: July 31, 2014	(D) Estimated Remaining for Year 2014	(E) Projected Actual Result at Year End 2014 (Final Amended Budget)	(F) % Change Last Amended Budget vs. Projected Actual Result at Year End(Final Amended Budget [E / B - 1]	2015 BUDGET (G) 2015 Proposed Budget	(H) % Change Projected Actual Result at Year End vs. Proposed Budget [G / E - 1]
EXPENDITURES:										
GENERAL OPERATING EXPENDITURES:										
02.495.4078	APPROPRIATIONS-MISC.	$ -	$ 100,000	$ 100,000	$ 2,340	$ 77,660	$ 80,000	-20%	$ 100,000	25%
02.495.4175	COMM OPP OF E. ASC	5,000	-	-	-	-	-	-	-	-
02.495.4181	NATIONAL GUARD	(3,000)	-	-	-	-	-	-	-	-
02.495.4184	APPROPRIATION-VOLUNTEER ASC.	20,000	-	-	-	-	-	-	-	-
02.495.4185	APPROPRIATION-SERVICE OFFICE	19,266	18,000	18,000	10,374	9,126	19,500	8%	19,500	0%
02.495.4203	APPROP-KIDZ KOVE	25,000	-	-	-	-	-	-	-	-
TOTAL GENERAL OPERATING EXPENDITURES		**66,266**	**118,000**	**118,000**	**12,714**	**86,786**	**99,500**	**-16%**	**119,500**	**20%**
TOTAL EXPENDITURES		**$ 66,266**	**$ 118,000**	**$ 118,000**	**$ 12,714**	**$ 86,786**	**$ 99,500**	**-16%**	**$ 119,500**	**20%**

GENERAL FUND - EXECUTIVE ADMINISTRATION (02.496)
EXPENDITURE BUDGET

			BUDGET LINE ITEM BUDGET SUMMARY FOR YEAR ENDING 2014 AND 2015 PROPOSED							
		2013	2014 BUDGET						2015 BUDGET	
			(A)	(B)	(C)	(D)	(E)	(F)	(G)	(H)
Account Number	Description	2013 Actual	2014 Original Adopted Budget	2014 Last Amended Budget as of July 31, 2014	Actual Year-to-Date as of: July 31, 2014	Estimated Remaining for Year 2014	Projected Actual Result at Year End 2014 (Final Amended Budget)	% Change Last Amended Budget vs. Projected Actual Result at Year End(Final Amended Budget [E / B - 1]	2015 Proposed Budget	% Change Projected Actual Result at Year End vs. Proposed Budget [G / E - 1]
EXPENDITURES:										
PERSONNEL:										
02.496.4002	SALARY	$ 339,884	$ 326,500	$ 326,500	$ 191,657	$ 153,343	$ 345,000	6%	$ 361,500	5%
02.496.4003	SALARY	46,169	14,000	14,000	13,485	515	14,000	0%	15,000	7%
02.496.4005	FICA TAX - EXPENSE	27,668	26,000	26,000	15,080	11,420	26,500	2%	29,000	9%
02.496.4006	EMPLOYMENT TAX EXPENSE	-	1,000	1,000	-	-	-	-100%	-	-
02.496.4007	RETIREMENT	37,341	31,500	31,500	18,945	13,055	32,000	2%	34,000	6%
02.496.4008	HEALTH,LIFE,DENTAL INSURANCE	29,398	33,500	33,500	21,218	17,782	39,000	16%	40,000	3%
02.496.4009	HEALTH SAVINGS ACCT. EXPENSE	2,400	2,500	2,500	1,800	1,700	3,500	40%	3,000	-14%
02.496.4053	WORKMEN'S COMPENSATION INS.	500	500	500	292	208	500	0%	500	0%
TOTAL PERSONNEL		**483,362**	**435,500**	**435,500**	**262,477**	**198,023**	**460,500**	**6%**	**483,000**	**5%**
GENERAL OPERATING EXPENDITURES:										
02.496.4015	ADVERTISING	-	2,000	2,000	1,227	773	2,000	0%	17,000	750%
02.496.4024	TELEPHONE	6,449	10,000	10,000	2,434	2,066	4,500	-55%	4,500	0%
02.496.4026	EQUIPMENT RENTALS	4,006	5,000	5,000	2,060	2,940	5,000	0%	5,000	0%
02.496.4028	LEASE PAYMENTS	13,376	13,500	13,500	7,802	5,698	13,500	0%	13,500	0%
02.496.4038	FLEET MANAGEMENT FEE	10,000	10,000	10,000	5,833	4,167	10,000	0%	13,500	35%
02.496.4046	PROFESSIONAL SERVICES	15	40,000	40,000	-	40,000	40,000	0%	50,000	25%
02.496.4049	DUES & SUBSCRIPTION	445	5,000	5,000	50	4,950	5,000	0%	5,000	0%
02.496.4052	VEHICLE & EQUIPMENT INS.	1,500	1,500	1,500	875	625	1,500	0%	1,500	0%
02.496.4060	OFFICE SUPPLIES	2,834	5,000	5,000	861	4,139	5,000	0%	5,000	0%
02.496.4061	OPERATING SUPPLIES	2,013	5,000	5,000	407	4,593	5,000	0%	5,000	0%
02.496.4074	TRAVEL/TRAINING	11,645	15,000	15,000	10,829	4,171	15,000	0%	15,000	0%
02.496.4099	MISCELLANEOUS EXPENSE	200	10,000	10,000	194	9,806	10,000	0%	10,000	0%
TOTAL GENERAL OPERATING EXPENDITURES		**52,482**	**122,000**	**122,000**	**32,574**	**83,926**	**116,500**	**-5%**	**145,000**	**24%**
TOTAL EXPENDITURES		**$ 535,844**	**$ 557,500**	**$ 557,500**	**$ 295,051**	**$ 281,950**	**$ 577,000**	**3%**	**$ 628,000**	**9%**

GENERAL FUND - GRANTS (02.497)
EXPENDITURE BUDGET

Account Number	Description	2013 Actual	2014 Original Adopted Budget (A)	2014 Last Amended Budget as of July 31, 2014 (B)	Actual Year-to-Date as of: July 31, 2014 (C)	Estimated Remaining for Year 2014 (D)	Projected Actual Result at Year End 2014 (Final Amended Budget) (E)	% Change Last Amended Budget vs. Projected Actual Result at Year End(Final Amended Budget [E / B - 1] (F)	2015 Proposed Budget (G)	% Change Projected Actual Result at Year End vs. Proposed Budget [G / E - 1] (H)
		2013	BUDGET LINE ITEM BUDGET SUMMARY FOR YEAR ENDING 2014 AND 2015 PROPOSED — 2014 BUDGET						2015 BUDGET	
EXPENDITURES:										
PERSONNEL:										
02.497.4002	SALARY	$ 108,764	$ 112,500	$ 112,500	$ 59,980	$ 52,520	$ 112,500	0%	$ 135,500	20%
02.497.4003	SALARY	74,359	78,000	78,000	41,436	36,564	78,000	0%	81,500	4%
02.497.4005	FICA TAX - EXPENSE	12,995	15,000	15,000	7,132	7,868	15,000	0%	17,000	13%
02.497.4007	RETIREMENT	18,138	18,000	18,000	9,381	8,619	18,000	0%	19,500	8%
02.497.4008	HEALTH,LIFE,DENTAL INSURANCE	23,861	27,500	27,500	15,754	11,746	27,500	0%	30,500	11%
02.497.4009	HEALTH SAVINGS ACCT. EXPENSE	2,400	2,500	2,500	1,400	1,100	2,500	0%	2,500	0%
02.497.4053	WORKMEN'S COMPENSATION INS.	500	500	500	292	208	500	0%	500	0%
TOTAL PERSONNEL		**241,018**	**254,000**	**254,000**	**135,374**	**118,626**	**254,000**	**0%**	**287,000**	**13%**
GENERAL OPERATING EXPENDITURES:										
02.497.4015	ADVERTISING	189	3,000	3,000	-	3,000	3,000	0%	3,000	0%
02.497.4024	TELEPHONE	3,184	5,000	5,000	2,142	2,858	5,000	0%	5,000	0%
02.497.4026	EQUIPMENT RENTALS	3,515	4,000	4,000	1,758	2,242	4,000	0%	4,000	0%
02.497.4039	MAINTENANCE FUND FEE	10,500	10,500	10,500	6,125	4,375	10,500	0%	13,000	24%
02.497.4046	PROFESSIONAL SERVICES	22,465	64,000	64,000	27,260	36,741	64,000	0%	64,000	0%
02.497.4049	DUES & SUBSCRIPTION	2,219	2,500	2,500	1,622	879	2,500	0%	2,500	0%
02.497.4060	OFFICE SUPPLIES	5,943	6,500	6,500	3,678	2,822	6,500	0%	6,500	0%
02.497.4061	OPERATING SUPPLIES	563	3,000	3,000	369	2,631	3,000	0%	3,000	0%
02.497.4074	TRAVEL/TRAINING	4,967	7,000	7,000	5,552	1,448	7,000	0%	8,500	21%
02.497.4099	MISCELLANEOUS EXPENSE	87	1,000	1,000	60	940	1,000	0%	1,000	0%
TOTAL GENERAL OPERATING EXPENDITURES		**53,633**	**106,500**	**106,500**	**48,564**	**57,936**	**106,500**	**0%**	**110,500**	**4%**

GENERAL FUND - GRANTS (02.497)
EXPENDITURE BUDGET

			BUDGET LINE ITEM BUDGET SUMMARY FOR YEAR ENDING 2014 AND 2015 PROPOSED							
		2013	2014 BUDGET						2015 BUDGET	
			(A)	(B)	(C)	(D)	(E)	(F)	(G)	(H)
Account Number	Description	2013 Actual	2014 Original Adopted Budget	2014 Last Amended Budget as of July 31, 2014	Actual Year-to-Date as of: July 31, 2014	Estimated Remaining for Year 2014	Projected Actual Result at Year End 2014 (Final Amended Budget)	% Change Last Amended Budget vs. Projected Actual Result at Year End(Final Amended Budget [E / B - 1]	2015 Proposed Budget	% Change Projected Actual Result at Year End vs. Proposed Budget [G / E - 1]
CAPITAL OUTLAY:										
02.497.4088	ACQUISITIONS-BLDGS & LAND	-	-	-	-	-	-	-	-	-
02.497.4087	ACQUISITIONS-VEHICLE & EQU	-	-	-	-	-	-	-	-	-
TOTAL CAPITAL OUTLAY		-	-	-	-	-	-	-	-	-
TOTAL EXPENDITURES		**$ 294,651**	**$ 360,500**	**$ 360,500**	**$ 183,939**	**$ 176,561**	**$ 360,500**	**0%**	**$ 397,500**	**10%**

GENERAL FUND - ADJUDICATION DEPT (02.498)
EXPENDITURE BUDGET

Account Number	Description	2013 Actual	2014 Original Adopted Budget (A)	2014 Last Amended Budget as of July 31, 2014 (B)	Actual Year-to-Date as of: July 31, 2014 (C)	Estimated Remaining for Year 2014 (D)	Projected Actual Result at Year End 2014 (Final Amended Budget) (E)	% Change Last Amended Budget vs. Projected Actual Result at Year End(Final Amended Budget [E / B - 1] (F)	2015 Proposed Budget (G)	% Change Projected Actual Result at Year End vs. Proposed Budget [G / E - 1] (H)
			BUDGET LINE ITEM BUDGET SUMMARY FOR YEAR ENDING 2014 AND 2015 PROPOSED							
		2013	2014 BUDGET						2015 BUDGET	
EXPENDITURES:										
PERSONNEL:										
02.498.4002	SALARY	$ 28,621	$ 24,500	$ 24,500	$ 12,921	$ 11,579	$ 24,500	0%	$ 25,500	4%
02.498.4003	SALARY	2,379	-	-	-	-	-	-	-	-
02.498.4005	FICA TAX - EXPENSE	2,115	2,000	2,000	893	1,107	2,000	0%	2,000	0%
02.498.4007	RETIREMENT	2,857	2,500	2,500	1,195	1,305	2,500	0%	2,500	0%
02.498.4008	HEALTH INSURANCE	7,387	7,000	7,000	2,793	1,707	4,500	-36%	4,000	-11%
02.498.4009	HEALTH SAVINGS ACCT. EXPENSE	735	500	500	350	650	1,000	100%	1,000	0%
02.498.4053	WORKMEN'S COMPENSATION INS.	-	-	-	-	-	-	-	500	-
TOTAL PERSONNEL		**44,095**	**36,500**	**36,500**	**18,152**	**16,348**	**34,500**	**-5%**	**35,500**	**3%**
GENERAL OPERATING EXPENDITURES:										
02.498.4046	PROFESSIONAL SERVICES	-	12,500	12,500	-	12,500	12,500	0%	12,500	0%
02.498.4060	OFFICE SUPPLIES	-	2,000	2,000	-	3,000	3,000	50%	2,000	-33%
02.498.4061	OPERATING SUPPLIES	-	2,000	2,000	-	2,000	2,000	0%	2,000	0%
02.498.4080	RECORDING & PERM. RECORDS	-	4,000	4,000	-	4,000	4,000	0%	4,000	0%
TOTAL GENERAL OPERATING EXPENDITURES		**-**	**20,500**	**20,500**	**-**	**21,500**	**21,500**	**5%**	**20,500**	**-5%**
TOTAL EXPENDITURES		**$ 44,095**	**$ 57,000**	**$ 57,000**	**$ 18,152**	**$ 37,848**	**$ 56,000**	**-2%**	**$ 56,000**	**0%**

GENERAL FUND - ENGINEERING DEPT (02.499)
EXPENDITURE BUDGET

Account Number	Description	2013 Actual	BUDGET LINE ITEM BUDGET SUMMARY FOR YEAR ENDING 2014 AND 2015 PROPOSED: 2014 BUDGET (A) 2014 Original Adopted Budget	(B) 2014 Last Amended Budget as of July 31, 2014	(C) Actual Year-to-Date as of: July 31, 2014	(D) Estimated Remaining for Year 2014	(E) Projected Actual Result at Year End 2014 (Final Amended Budget)	(F) % Change Last Amended Budget vs. Projected Actual Result at Year End(Final Amended Budget [E / B - 1]	2015 BUDGET (G) 2015 Proposed Budget	(H) % Change Projected Actual Result at Year End vs. Proposed Budget [G / E - 1]
EXPENDITURES:										
PERSONNEL:										
02.499.4002	SALARY	$ 423,443	$ 529,500	$ 529,500	$ 270,452	$ 289,548	$ 560,000	6%	$ 897,000	60%
02.499.4003	SALARY	332,936	372,000	372,000	131,860	118,140	250,000	-33%	429,500	72%
02.499.4005	FICA TAX - EXPENSE	55,419	69,000	69,000	29,135	32,865	62,000	-10%	101,500	64%
02.499.4007	RETIREMENT	74,270	83,500	83,500	36,132	33,868	70,000	-16%	119,500	71%
02.499.4008	HEALTH INSURANCE	82,595	186,000	186,000	55,293	44,707	100,000	-46%	274,500	175%
02.499.4009	HEALTH SAVINGS ACCT. EXPENSE	11,400	16,000	16,000	7,000	5,000	12,000	-25%	24,000	100%
02.499.4053	WORKMEN'S COMPENSATION INS.	22,000	22,000	22,000	12,833	9,167	22,000	0%	17,500	-20%
TOTAL PERSONNEL		**1,002,063**	**1,278,000**	**1,278,000**	**542,707**	**533,293**	**1,076,000**	**-16%**	**1,863,500**	**73%**
GENERAL OPERATING EXPENDITURES:										
02.499.4024	TELEPHONE	6,097	9,000	9,000	2,137	7,363	9,500	6%	14,000	47%
02.499.4026	EQUIPMENT RENTALS	1,614	2,000	2,000	1,242	758	2,000	0%	2,000	0%
02.499.4027	MISCELLANEOUS RENTALS	1,012	1,000	1,000	418	582	1,000	0%	1,000	0%
02.499.4028	LEASE PAYMENTS	26,994	22,500	22,500	13,735	10,265	24,000	7%	24,000	0%
02.499.4038	FLEET MANAGEMENT FEE	37,000	37,000	37,000	21,583	15,417	37,000	0%	32,000	-14%
02.499.4039	MAINTENANCE FUND FEE	12,000	12,000	12,000	7,000	5,000	12,000	0%	41,000	242%
02.499.4046	PROFESSIONAL SERVICES	-	-	-	-	-	-	-	10,000	-
02.499.4049	DUES & SUBSCRIPTION	1,102	2,500	2,500	430	2,570	3,000	20%	3,000	0%
02.499.4052	VEHICLE & EQUIPMENT INS.	-	-	-	-	-	-	-	8,500	-
02.499.4060	OFFICE SUPPLIES	4,240	6,000	6,000	1,752	4,248	6,000	0%	6,500	8%
02.499.4061	OPERATING SUPPLIES	14,488	36,000	36,000	6,425	29,575	36,000	0%	36,000	0%
02.499.4074	TRAVEL/TRAINING	3,062	15,000	15,000	2,911	4,589	7,500	-50%	15,500	107%
02.499.4099	MISCELLANEOUS EXPENSE	4,426	1,500	1,500	513	987	1,500	0%	1,500	0%
TOTAL GENERAL OPERATING EXPENDITURES		**112,035**	**144,500**	**144,500**	**58,146**	**81,354**	**139,500**	**-3%**	**195,000**	**40%**

GENERAL FUND - ENGINEERING DEPT (02.499)
EXPENDITURE BUDGET

Account Number	Description	2013 Actual	BUDGET LINE ITEM BUDGET SUMMARY FOR YEAR ENDING 2014 AND 2015 PROPOSED							
		2013	2014 BUDGET						2015 BUDGET	
			(A)	(B)	(C)	(D)	(E)	(F)	(G)	(H)
			2014 Original Adopted Budget	2014 Last Amended Budget as of July 31, 2014	Actual Year-to-Date as of: July 31, 2014	Estimated Remaining for Year 2014	Projected Actual Result at Year End 2014 (Final Amended Budget)	% Change Last Amended Budget vs. Projected Actual Result at Year End(Final Amended Budget [E / B - 1]	2015 Proposed Budget	% Change Projected Actual Result at Year End vs. Proposed Budget [G / E - 1]
CAPITAL OUTLAY:										
02.499.4087	ACQUISITIONS-VEHICLE & EQUIP	15,992	50,000	50,000	-	55,500	55,500	11%	45,500	-18%
TOTAL CAPITAL OUTLAY		**15,992**	**50,000**	**50,000**	**-**	**55,500**	**55,500**	**11%**	**45,500**	**-18%**
TOTAL EXPENDITURES		**$ 1,130,091**	**$ 1,472,500**	**$ 1,472,500**	**$ 600,853**	**$ 670,147**	**$ 1,271,000**	**-14%**	**$ 2,104,000**	**66%**

ASCENSION PARISH GOVERNMENT

SPECIAL REVENUE FUNDS

PARISH OF ASCENSION

LOUISIANA

SPECIAL REVENUE FUNDS
TABLE OF CONTENTS

FUND #	DESCRIPTION	PAGES
	SPECIAL REVENUE FUNDS SUMMARY OVERVIEW	99-106
	SPECIAL REVENUE FUNDS BUDGET SUMMARY	107-108
03	ROAD & BRIDGE	109-113
05	EAST ASCENSION DRAINAGE	114-118
06	WEST ASCENSION DRAINAGE	119-123
08	SALES & USE TAX DISTRICT #1	124-126
09	CRIMINAL COURT	127-130
10	HEALTH UNIT	131-141
11	MENTAL HEALTH	142-147
12	FIRE DISTRICT #2	148-150
13	RECREATION	151-155
16	LIGHTING DISTRICT #1	156-158
17	LIGHTING DISTRICT #2	159-161
18	LIGHTING DISTRICT #3	162-164
19	LIGHTING DISTRICT #4	165-167
20	LIGHTING DISTRICT #5	168-170
21	LIGHTING DISTRICT #6	171-173
22	LIGHTING DISTRICT #7	174-176
41	JAIL	177-181
42	LAW OFFICER'S COURT	182-184
45	HUD - SECTION 8	185-187
51	FIRE DISTRICT #1	188-192
52	COUNCIL ON AGING	193-195
56	SALES & USE TAX DISTRICT #2	196-198
59	FINS	199-201
74	FEMA - REPETITIVE LOSS REDUCTION	202-204
76	HOMELAND SECURITY	205-207
77	FIRE DISTRICT #3	208-211

PARISH OF ASCENSION

LOUISIANA

ASCENSION PARISH GOVERNMENT
State of Louisiana

SPECIAL REVENUE FUNDS

Summary Overview

Special revenue funds are used to account for the proceeds of specific revenue sources (other than major capital projects) that are legally restricted to expenditures for specified purposes. Below is a summary of the major highlights of the overall Special Revenue Funds 2015 operating budget.

Revenues:

The special revenue funds' primary sources of revenue are from ad valorem and sales taxes collections. These major revenue sources represent over 93% of the projected 2015 resources.

Ad Valorem taxes are projected to be approximately $15.9 million, or 24% of total revenues and other financing sources. These estimates have been based on property value assessments provided by the Parish Assessor's Office. Ad valorem taxes levied on property were dedicated as follows:

Description	Per $1,000
East Ascension Drainage	5.00
West Ascension Drainage	10.00
Lighting Districts	1.00 – 5.00
Health Unit	2.00
Mental Health Unit	2.00
Library Maintenance	6.80
Council on Aging	1.50
Fire Districts	20.00

Sales tax proceeds used to support the Parish's general governmental functions and those restricted for specific purposes are accounted for in the special revenue funds. These financing sources represent 54% of all revenues and other financing sources collected by the special revenue funds.

Expenditures:

The special revenue fund expenditures are projected to increase by approximately 2%, or approximately $680,000 over fiscal year 2014. The overall increase is mainly due to fixed asset equipment acquisition purchases for the Road and Bridge Department and to land acquisitions and additional personnel for Fire District #3.

ASCENSION PARISH GOVERNMENT
State of Louisiana

SPECIAL REVENUE FUNDS

Department Descriptions

ROAD AND BRIDGE FUND

The Road and Bridge Fund accounts for maintenance of Parish highways, streets, and bridges. Financing has been provided by the appropriation of sales taxes and entitlement from the State's Parish Transportation Fund.

EAST ASCENSION DRAINAGE FUND

The East Ascension Drainage Fund accounts for the maintenance, improvements, and repairs to the gravity drainage systems in their respective District of the Parish. Financing is provided primarily by sales taxes, ad valorem taxes and state revenue sharing.

WEST ASCENSION DRAINAGE FUND

The West Ascension Drainage Fund accounts for the maintenance, improvements, and repairs to the gravity drainage systems in their respective District of the Parish. Financing is provided primarily by ad valorem taxes and state revenue sharing.

SALES & USE TAX DISTRICT #1

The Sales & Use Tax District #1 fund is used to account for the collection and distribution of the general 1% sales tax. These funds are primarily used to support the General Fund and parish maintenance and operating activities.

CRIMINAL COURT

Criminal Court is a legally separate entity; however, the Parish maintains all accounting activities in a separate fund. The Criminal Court Fund activities are reported in the Parish's annual financial statements as a discretely presented component unit. The inclusion of these activities are due to its fiscal dependency on the Parish. The Parish is required by Louisiana state law to pay salaries and certain operating expenses of the Criminal Court, which are accounted for in this fund.

HEALTH UNIT FUND

The Health Unit Fund accounts for the operations of the Parish health unit. Financing is provided primarily by ad valorem taxes and state revenue sharing.

ASCENSION PARISH GOVERNMENT
State of Louisiana

SPECIAL REVENUE FUNDS

Department Descriptions

MENTAL HEALTH CENTER FUND

The Mental Health Center Fund accounts for that portion of the operations of the Parish mental health center not accounted for by the State Department of Health and Hospitals, Office of Mental Health and Substance Abuse. Financing is provided primarily by ad valorem taxes and state revenue sharing.

FIRE PROTECTION DISTRICTS NO. 1, 2, 3

The Fire Protection District No.1, No. 2 and No. 3 Funds account for the maintenance and operation of a fire protection system consisting of twelve fire service units: Modeste Volunteer, Sunshine Volunteer, Palo-Alto McCall Volunteer, Donaldsonville, Geismar Volunteer, Galvez-Lake Volunteer, Fifth Ward Volunteer, St. Amant Volunteer, Sorrento Volunteer, Seventh District Volunteer and Gonzales. In 1994, a dedicated sales and use tax of one-third of one-half of one percent was approved to finance the Districts. In 1998, the Parish created the Fire Protection District No. 2 Fund through a residual equity transfer from the Fire Protection District No. 1 Fund. The Fire Protection District No. 2 fund provides funding to a fire protection system for West Ascension Parish. In 2004, the Parish created Fire Protection District No. 3 that includes the Prairieville Fire Department.

RECREATION FUND

The Recreation Fund accounts for the recreational activities for the residents of the Parish. The Recreation Fund is funded primarily by an annual budgetary dedication of ten percent of the one-percent Sales Tax District #1. The Recreation Department provides recreation programs for all citizens of the Parish.

ROAD LIGHTING DISTRICT MAINTENANCE FUNDS

The Road Lighting District Maintenance Funds account for the operations and maintenance of street lights in Districts 1 through 7. Financing is provided by ad valorem taxes and state revenue sharing.

JAIL FUND

The Jail Fund accounts for the operation of the Parish jail. It is financed primarily through transfers from the general fund.

ASCENSION PARISH GOVERNMENT
State of Louisiana

SPECIAL REVENUE FUNDS

Department Descriptions

LAW OFFICER'S COURT FUND

The Law Officer's Court Fund accounts for the juror and witness fees incurred in District court trial cases. Financing is provided primarily through court fines and bond forfeitures.

SECTION 8 FUND

The Section 8 Fund accounts for resources granted by the Department of Housing and Urban Development (HUD) to provide housing assistance to low income families.

COUNCIL ON AGING FUND

The Council on Aging Fund accounts for collection of ad valorem taxes designated for the elderly citizens of the Ascension Parish.

SALES & USE TAX DISTRICT #2

The Sales & Use Tax District #2 fund is used to account for the collection and distribution of the restricted 1/2% sales tax. These funds are restricted to be used for road maintenance and construction and fire protection services.

JUDICIAL DISTRICT FAMILIES IN NEED OF SERVICES FUND (FINS)

The Judicial District Families in Need of Services Fund accounts for the Families in Need of Services Program, which is funded through transfers from the Criminal Court Fund and Sales and Use Tax District No. 1 Fund.

FEMA – REPETITIVE LOSS REDUCTION FUND

The FEMA – Repetitive Loss Reduction Fund accounts for special grant funds received to elevate property that incurs consistent flood damages in accordance with grant guidelines.

ASCENSION PARISH GOVERNMENT
State of Louisiana

Personnel Summary

DESCRIPTION	2013 POSITIONS	2014 POSITIONS	2015 POSITIONS
SPECIAL REVENUE			
ROAD AND BRIDGE			
ASST DPW DIR/OP MGR/WESTSDIE	0.50	0.50	0.50
ASSISTANT DPW DIRECTOR	1.00	1.00	1.00
DIRECTOR, PUBLIC WORKS	0.75	1.00	1.00
DOUCMENT/MGR/WORKFLOW	0.50	0.00	0.00
DRIVER I -SINGLE AXLE	10.00	10.00	10.00
DRIVER II-TANDEM	1.50	2.50	2.50
ENVIRONMENTAL SUPERVISOR	1.00	1.00	1.00
FOREMAN,ROAD	2.50	2.50	2.00
FOREMAN, BRIDGES	1.00	0.50	0.50
GRADE TECHNICIAN	1.50	1.50	1.50
INSPECTOR, SUBDIVISION	2.00	0.00	0.00
LABORER	13.00	14.00	15.00
MANAGER, DPW	2.75	1.50	1.50
MASTER MECHANIC	0.00	0.50	0.50
OPERATOR I	0.50	0.50	1.50
OPERATOR II	14.50	15.50	14.50
OPERATOR III	2.50	2.50	2.50
OPERATOR IV	8.00	6.50	6.50
SAFTEY OFFICER	0.90	0.90	0.90
SECRETARY I	1.10	0.80	0.80
SECRETARY II	1.50	1.50	2.00
SUPER/SHOP/YARD/BLDG&GRD	1.00	1.00	1.00
SUPERVISOR - BRIDGE	2.00	2.00	2.00
SUPERVISOR - WEED CONTROL	1.00	1.00	1.00
UTILITY OPERATOR	5.00	5.00	5.00
YARD OPERATOR	1.00	1.00	1.00
TOTAL - ROAD & BRIDGE	77.00	74.70	75.70
EAST ASCENSION DRAINAGE			
ASST DRAIN DIRECT & OPER MGR	1.00	1.00	1.00
CHIEF EECT ASST TO PARISH PRESIDENT	0.25	0.00	0.00
DIRECTOR EA DRAINAGE	1.00	1.00	1.00
DRIVER II	3.00	2.00	3.00
GRADE TECHNICIAN	5.00	4.00	4.00
LABORER	5.00	4.00	3.00
MANAGER DRAINAGE	2.00	2.00	2.00
MASTER RIGGER	1.00	1.00	1.00
MECHANIC,MASTER	1.00	1.00	1.00
OPERATOR I	1.00	1.00	1.00
OPERATOR II	20.00	17.00	18.00
OPERATOR III	3.00	3.00	3.00
OPERATOR IV	11.00	13.00	13.00
PARISH PRESIDENT	0.00	0.16	0.16
RIGHT OF WAY AGENT	1.00	1.00	1.00
SECRETARY I	2.00	1.40	1.40
SECRETARY II	1.00	0.00	0.00
SR. RIGHT OF WAY AGENT	1.00	1.00	1.00
SUPERVISOR, DRAINAGE	4.00	4.00	4.00
SUPERVISOR, WEED CONTROL	5.00	4.00	4.00
SURVEY TECHNICIAN	1.00	1.00	1.00
UTILITY OPERATOR	7.00	6.00	6.00
TOTAL - EAST ASCENSION DRAINAGE	76.25	68.56	69.56

ASCENSION PARISH GOVERNMENT
State of Louisiana

Personnel Summary

DESCRIPTION	2013 POSITIONS	2014 POSITIONS	2015 POSITIONS
WEST ASCENSION DRAINAGE			
ASST DPW DIR/OP MGR/WESTSDIE	0.00	0.50	0.50
DIRECTOR PUBLIC WORKS	0.25	0.00	0.00
DRIVER II	0.50	0.50	0.50
FOREMAN, BRIDGES	0.00	0.50	0.50
FOREMAN, ROADS	0.50	0.00	0.00
GRADE TECH	0.50	0.50	0.50
MANAGER DPW	0.50	0.50	0.50
MASTER MECHANIC	0.00	0.50	0.50
OPERATOR I	2.50	0.50	1.50
OPERATOR II	0.50	0.50	0.50
OPERATOR III	0.50	0.50	0.50
OPERATOR IV	2.00	1.50	1.50
PARISH PRESIDENT	0.00	0.08	0.08
SAFETY OFFICER	0.10	0.10	0.10
SECRETARY I	0.10	0.20	0.20
TOTAL - WEST ASCENSION DRAINAGE	7.95	6.38	7.38
CRIMINAL COURT			
ASSISTANT ADMINISTRATOR	1.00	1.00	1.00
C. O. E. WORKER **(PART TIME/TEMPORARY)**	2.00	0.00	0.00
COURIER **(PART TIME/TEMPORARY)**	1.00	1.00	1.00
COURT REPORTER	3.00	3.00	3.00
FINS COORDINATOR	1.00	1.00	0.00
JUDICIAL ADMINISTRATOR/HEARING OFFICER	0.00	1.00	1.00
LAW CLERK **(TEMPORARY)**	5.00	6.00	6.00
OFFICE ASSISTANT	0.00	1.00	0.00
RECEPTIONIST	3.00	2.00	2.00
SECRETARY	2.00	2.00	2.00
TOTAL - CRIMINAL COURT	18.00	18.00	16.00
HEALTH UNIT			
HEALTH UNIT			
ASSISTANT DPW DIRECTOR & OEP MANAGER	0.20	1.00	1.00
ASSISTANT HEALTH DIRECTOR	1.00	1.00	1.00
BIOLOGIST/SURVEILLANCE OFFICER	0.50	0.50	0.50
CASEWORKER	1.00	0.00	1.00
CASEWORKER ASSISTANT (**PART TIME)**	1.00	1.00	1.00
CLERK	1.00	1.00	0.00
CUSTODIAN	1.00	1.00	1.00
FLOATING NURSE	0.00	0.00	0.50
HEALTH EDUCATOR	0.00	0.00	1.00
LAB ASSISTANT	1.00	1.00	1.00
NURSE, LPN	1.00	1.00	1.00
NURSE, RN	3.00	3.00	1.00
NURSE, SUPERVISOR	1.00	1.00	1.00
OFFICE MANAGER	1.00	1.00	0.00
RECEPTIONIST (**PART TIME**)	1.00	0.00	0.00
REGISTERED DIETICIAN	1.00	1.00	1.00
SECRETARY I	2.00	2.00	2.00
SECRETARY II	0.75	1.00	1.00
WASTEWATER TECHNICIAN	1.00	1.00	1.00
Health Unit	18.45	17.50	16.00
ANIMAL SHELTER			
ANIMAL CONTROL OFFICER	2.00	2.00	2.00
CLERK	1.00	1.00	1.00
DIRECTOR, ANIMAL CONTROL	0.70	0.70	0.70
KENNEL TECHNICIAN	0.00	0.00	0.00
LABORER	1.00	2.00	1.00
OFFICE MANAGER	0.70	0.70	0.70
Animal Shelter	5.40	6.40	5.40

ASCENSION PARISH GOVERNMENT
State of Louisiana

Personnel Summary

DESCRIPTION	2013 POSITIONS	2014 POSITIONS	2015 POSITIONS
MOSQUITO CONTROL			
BIOLOGIST / SURVEIL OFFIC	0.50	0.50	0.50
DIRECTOR, MOSQUITO CONTROL	1.00	1.00	1.00
MOSQUITO CONTROL SPECIALIST	2.00	3.00	2.00
MOSQUITO CONTROL SUPERVISOR	2.00	2.00	2.00
NIGHT SPRAYER (**PART TIME)**	10.00	8.00	10.00
SECRETARY II	1.00	1.00	1.00
Mosquito Control	16.50	15.50	16.50
TOTAL - HEALTH UNIT	40.35	39.40	37.90
MENTAL HEALTH			
COUNSELOR, MENTAL HEALTH/SUBSTANCE ABUSE	10.00	10.00	10.00
LPN	1.00	1.00	1.00
INTAKE COORDINATOR	1.00	1.00	1.00
MENTAL HEALTH DIRECTOR	1.00	1.00	1.00
RECPETIONIST	0.00	1.00	1.00
OFFICE MANAGER	1.00	1.00	1.00
SECRETARY I	2.00	2.00	1.00
FLOATING NURSE	0.00	0.00	0.50
SECRETARY/ACCOUNT CLERK	1.00	1.00	1.00
MANAGER, CLINICAL SERVICES	1.00	1.00	1.00
THERAPEUTIC SAFETY TECH (**PART TIME)**	0.00	2.00	2.00
TOTAL - MENTAL HEALTH	18.00	21.00	20.50
RECREATION A			
CH EXEC ASST TO PARISH PRESIDENT	0.25	0.00	0.00
CUSTODIANS **(PART TIME)**	3.00	2.00	2.00
FOREMAN RECREATION	1.00	1.00	2.00
LABORER	0.00	1.00	1.00
PARK MAINTENANCE TECHNICIAN I	2.00	1.00	1.00
PARK MAINTENANCE TECHNICIAN I (**PART TIME/TEMPORARY)**	0.00	1.00	0.00
PARK MAINTENANCE TECHNICIAN II	6.00	7.00	6.00
PARK MAINTENANCE TECHNICIAN II (**PART TIME/TEMPORARY)**	0.00	0.00	2.00
PK MAIN TEC/FACILITY CO	1.00	1.00	1.00
PROGRAMS COORDINATOR	3.00	3.00	3.00
RECREATION DIRECTOR	1.00	1.00	1.00
SENIOR PROJECT MANAGER	0.00	0.00	0.50
SUPERVISOR RECREATION	1.00	1.00	1.00
TOTAL - RECREATION A	18.25	19.00	20.50
JAIL			
ASSISTANT DPW DIRECTOR & OEP MANAGER	0.40	0.00	0.00
CONSTRUCTION INSPECTOR	0.50	0.33	0.33
DIRECTOR, ANIMAL CONTROL	0.00	0.00	0.30
JAIL SUPERVISOR	1.00	1.00	1.00
MAINTENANCE COORDINATOR	2.00	2.00	2.00
MANAGER, ANIMAL CONTROL	0.30	0.30	0.00
NURSE, LPN	2.00	2.00	2.00
NURSE, LPN **(PART TIME)**	0.00	0.00	1.00
NURSE, RN	0.00	0.00	2.00
NURSE, RN **(PART TIME)**	1.00	3.00	0.00
NURSE, SUPERVISOR	1.00	1.00	1.00
OFFICE MANAGER	0.30	0.30	0.30
SECRETARY II	1.00	1.00	1.00
TOTAL - JAIL	9.50	10.93	10.93

ASCENSION PARISH GOVERNMENT
State of Louisiana

Personnel Summary

DESCRIPTION	2013 POSITIONS	2014 POSITIONS	2015 POSITIONS
FIRE DISTRICT #1			
ADMINISTRATIVE ASSISTANT	1.00	1.00	1.00
DAY MAN (**PART TIME)**	1.00	1.00	1.00
FIRE SERVICE COORDINATOR	1.00	1.00	1.00
FIREFIGHTER **(PART TIME/TEMPORARY)**	30.00	40.00	40.00
RECEPTIONIST	1.00	1.00	1.00
TREASURER **(PART TIME/TEMPORARY)**	1.00	1.00	1.00
TOTAL - FIRE DISTRICT #1	35.00	45.00	45.00
FINS			
FINS CASE MANAGER	3.00	3.00	1.00
FINS INTAKE OFFICER/MON	1.00	1.00	2.00
FINS OFFICER	0.00	0.00	1.00
TOTAL - FINS	4.00	4.00	4.00
FIRE DISTRICT #3			
DEPUTY CHIEF	1.00	1.00	1.00
CAPTAIN	6.00	6.00	9.00
SECRETARY TO CHIEF	1.00	1.00	1.00
FIRE CHIEF	1.00	1.00	1.00
FIREFIGHTER	15.00	21.00	24.00
TOTAL - FIRE DISTRICT #3	24.00	30.00	36.00
TOTAL SPECIAL REVENUE	**328.30**	**336.97**	**343.47**

Note: Some employee's salaries are allocated by the percent of time that they work for different departments.

Staffing:

The following departments have no changes in personnel staffing positions: Jail, Fire District #1, and FINS.

The following departments had minor adjustments to personnel staffing positions to address current needs: Road and Bridge, East Ascension Drainage, West Ascension Drainage, Criminal Court, Health Unit, Animal Shelter, Mosquito Control, Mental Health, and Recreation A.

Fire District #3 added 6 new firefighters due to the addition of a new fire station.

SPECIAL REVENUE FUNDS
BUDGET SUMMARY

Description	2013 Actual	2014 Original Adopted Budget (A)	2014 Last Amended Budget as of July 31, 2014 (B)	Actual Year-to-Date as of: July 31, 2014 (C)	Estimated Remaining for Year 2014 (D)	Projected Actual Result at Year End 2014 (Final Amended Budget) (E)	% Change Last Amended Budget vs. Projected Actual Result at Year End(Final Amended Budget [E / B - 1] (F)	2015 Proposed Budget (G)	% Change Projected Actual Result at Year End vs. Proposed Budget [G / E - 1] (H)
		BUDGET SUMMARY BUDGET SUMMARY FOR YEAR ENDING 2014 AND 2015 PROPOSED							
	2013	2014 BUDGET						2015 BUDGET	
BEGINNING FUND BALANCE:	**$ 65,954,429**	**$ 78,835,485**	**$ 78,835,485**	**$ 78,835,485**	**$ 78,835,485**	**$ 78,835,485**	**0%**	**$ 84,988,135**	**8%**
REVENUES:									
TAXES	63,165,383	55,758,500	55,758,500	35,286,997	27,908,503	63,195,500	**13%**	63,694,000	**1%**
INTERGOVERNMENTAL	4,037,859	3,470,500	3,470,500	1,967,308	1,514,192	3,481,500	**0%**	3,457,500	**-1%**
FINES	1,091,516	1,255,000	1,255,000	521,787	495,213	1,017,000	**-19%**	1,035,000	**2%**
MISCELLANEOUS	1,336,432	452,000	452,000	1,002,186	349,314	1,351,500	**199%**	597,500	**-56%**
BOND PROCEEDS	-	-	-	-	-	-	**0%**	-	**0%**
INTERGOVERNMENTAL GRANTS	854,347	58,000	58,000	402,856	(25,356)	377,500	**551%**	85,000	**-77%**
OTHER FINANCING SOURCES (TRANSFERS IN)	14,981,374	14,996,500	14,996,500	7,765,925	8,309,075	16,075,000	**7%**	17,224,500	**7%**
GRAND TOTAL REVENUES & OTHER FINANCING SOURCES	**85,466,910**	**75,990,500**	**75,990,500**	**46,947,059**	**38,550,941**	**85,498,000**	**13%**	**86,093,500**	**1%**
EXPENDITURES:									
PERSONNEL	15,131,875	16,681,500	16,681,500	8,391,221	7,971,279	16,362,500	**-2%**	18,126,000	**11%**
GENERAL OPERATING EXPENDITURES	16,332,389	18,720,700	18,779,700	9,871,068	9,357,632	19,228,700	**2%**	18,626,800	**-3%**
CAPITAL OUTLAY	2,030,295	4,492,500	4,728,700	1,540,648	3,418,852	4,969,500	**5%**	4,488,500	**-10%**
OTHER FINANCING USES (TRANSFERS OUT)	39,091,296	34,101,400	34,465,600	18,467,175	20,317,475	38,784,650	**13%**	39,816,500	**3%**
GRAND TOTAL EXPENDITURES & OTHER FINANCING USES	**72,585,855**	**73,996,100**	**74,655,500**	**38,270,112**	**41,065,238**	**79,345,350**	**6%**	**81,057,800**	**2%**
EXCESS (DEFICIENCY) OF CURRENT REVENUES OR EXPENDITURES	**12,881,056**	**1,994,400**	**1,335,000**	**8,676,947**	**(2,514,297)**	**6,152,650**	**361%**	**5,035,700**	**-18%**
ENDING FUND BALANCE:	**$ 78,835,485**	**$ 80,829,885**	**$ 80,170,485**	**$ 87,512,432**	**$ 76,321,188**	**$ 84,988,135**	**6%**	**$ 90,023,835**	**6%**

SPECIAL REVENUE FUNDS
2015 REVENUES & OTHER FINANCING SOURCES (TRANSFERS IN)
BUDGET SUMMARY

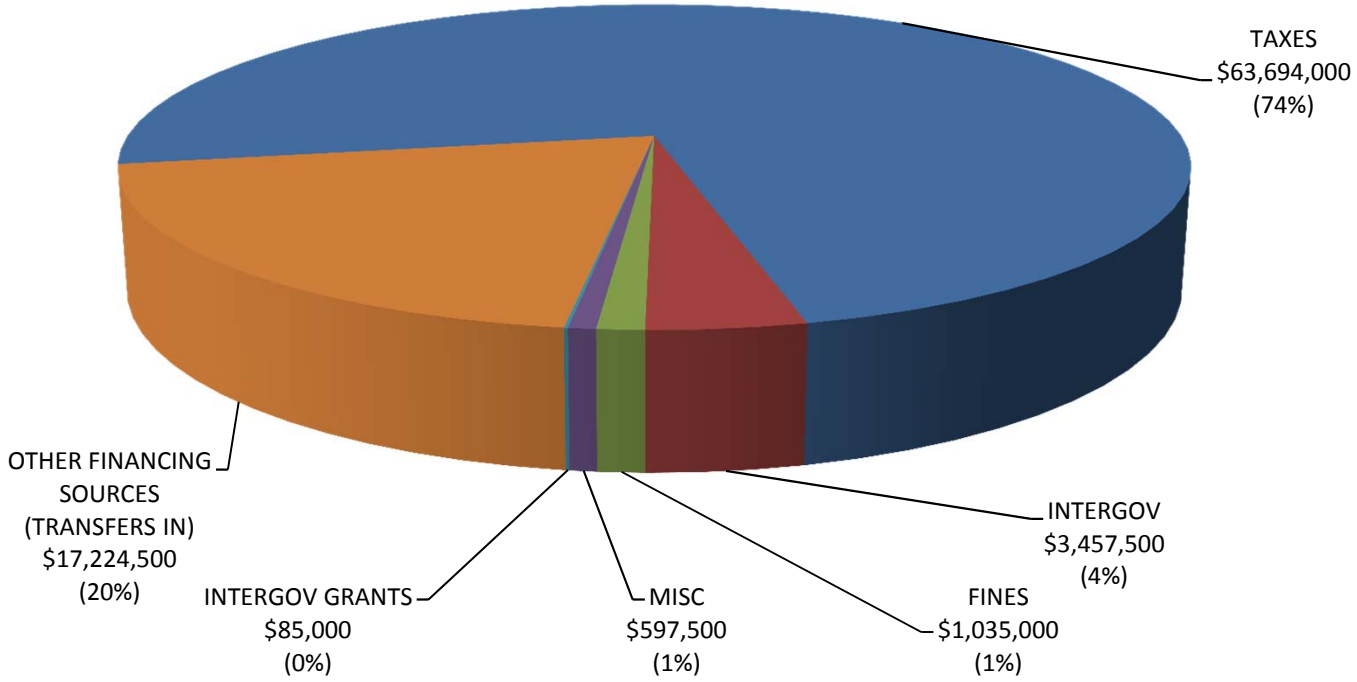

SPECIAL REVENUE FUNDS
2015 EXPENDITURES & OTHER FINANCING SOURCES (TRANSFERS IN)
BUDGET SUMMARY

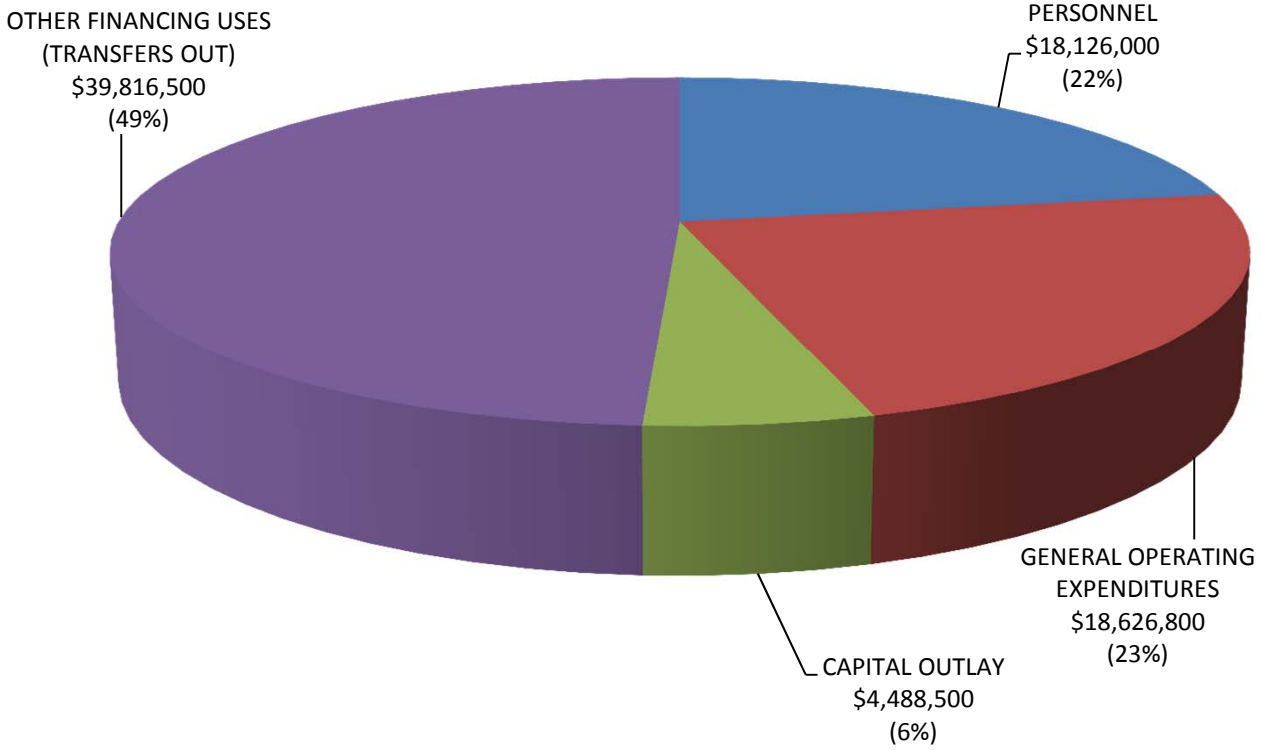

ROAD & BRIDGE (03)
BUDGET SUMMARY

Description	2013 Actual	2014 Original Adopted Budget (A)	2014 Last Amended Budget as of July 31, 2014 (B)	Actual Year-to-Date as of: July 31, 2014 (C)	Estimated Remaining for Year 2014 (D)	Projected Actual Result at Year End 2014 (Final Amended Budget) (E)	% Change Last Amended Budget vs. Projected Actual Result at Year End(Final Amended Budget [E / B - 1] (F)	2015 Proposed Budget (G)	% Change Projected Actual Result at Year End vs. Proposed Budget [G / E - 1] (H)
		BUDGET SUMMARY BUDGET SUMMARY FOR YEAR ENDING 2014 AND 2015 PROPOSED							
	2013	2014 BUDGET						2015 BUDGET	
BEGINNING FUND BALANCE:	**$ 198,416**	**$ 564,116**	**$ 564,116**	**$ 564,116**	**$ 564,116**	**$ 564,116**	**0%**	**$ 858,716**	**52%**
REVENUES:									
INTERGOVERNMENTAL	1,117,122	750,000	750,000	394,818	410,182	805,000	7%	775,000	-4%
MISCELLANEOUS	53,175	11,000	11,000	36,694	(4,694)	32,000	191%	11,000	-66%
INTERGOVERNMENTAL GRANTS	147,000	-	-	-	-	-	0%	-	0%
OTHER FINANCING SOURCES (TRANSFERS IN)	5,259,996	6,100,000	6,100,000	3,049,998	3,050,002	6,100,000	0%	6,600,000	8%
GRAND TOTAL REVENUES & OTHER FINANCING SOURCES	**6,577,293**	**6,861,000**	**6,861,000**	**3,481,510**	**3,455,490**	**6,937,000**	**1%**	**7,386,000**	**6%**
EXPENDITURES:									
PERSONNEL	3,844,620	3,926,500	3,926,500	2,093,335	1,833,165	3,926,500	0%	4,182,000	7%
GENERAL OPERATING EXPENDITURES	1,903,623	2,470,500	2,470,900	1,120,717	1,147,283	2,268,000	-8%	2,646,000	17%
CAPITAL OUTLAY	14,950	7,500	7,500	2,322	5,178	7,500	0%	306,000	3980%
OTHER FINANCING USES (TRANSFERS OUT)	448,400	440,400	440,400	256,900	183,500	440,400	0%	859,500	95%
GRAND TOTAL EXPENDITURES & OTHER FINANCING USES	**6,211,593**	**6,844,900**	**6,845,300**	**3,473,274**	**3,169,126**	**6,642,400**	**-3%**	**7,993,500**	**20%**
EXCESS (DEFICIENCY) OF CURRENT REVENUES OVER EXPENDITURES	**365,700**	**16,100**	**15,700**	**8,237**	**286,364**	**294,600**	**1776%**	**(607,500)**	**-306%**
ENDING FUND BALANCE:	**$ 564,116**	**$ 580,216**	**$ 579,816**	**$ 572,353**	**$ 850,480**	**$ 858,716**	**48%**	**$ 251,216**	**-71%**

Explanation of Fund Balance change in excess of 10%: Change in fund balance is due to an increase in General Operating Expenditures and for equipment purchases in Capital Outlay.

ROAD & BRIDGE (03)
REVENUE BUDGET

Account Number	Description	2013 Actual	BUDGET LINE ITEM BUDGET FOR YEAR ENDING 2014 AND 2015 PROPOSED: 2014 BUDGET (A) 2014 Original Adopted Budget	(B) 2014 Last Amended Budget as of July 31, 2014	(C) Actual Year-to-Date as of: July 31, 2014	(D) Estimated Remaining for Year 2014	(E) Projected Actual Result at Year End 2014 (Final Amended Budget)	(F) % Change Last Amended Budget vs. Projected Actual Result at Year End(Final Amended Budget [E / B - 1]	2015 BUDGET (G) 2015 Proposed Budget	(H) % Change Projected Actual Result at Year End vs. Proposed Budget [G / E - 1]
REVENUES:										
INTERGOVERNMENTAL:										
03.033.3044	PARISH TRANSPORTATION FUND	$ 955,973	$ 750,000	$ 750,000	$ 333,706	$ 441,294	$ 775,000	3%	$ 775,000	0%
03.033.3050	GRANTS	-	-	-	-	30,000	30,000	0%	-	-100%
03.033.3055	REIMBURSEMENT - FEMA	-	-	-	(14,768)	14,768	-	0%	-	0%
03.033.3086	MISCELLANEOUS REVENUES	161,149	-	-	75,880	(75,880)	-	0%	-	0%
TOTAL INTERGOVERNMENTAL		**1,117,122**	**750,000**	**750,000**	**394,818**	**410,182**	**805,000**	**7%**	**775,000**	**-4%**
MISCELLANEOUS:										
03.035.3084	PROCEEDS-SALES OF PROPERTY	45,596	10,000	10,000	17,704	(204)	17,500	75%	10,000	-43%
03.035.3086	MISCELLANEOUS REVENUES	7,579	1,000	1,000	18,990	(4,490)	14,500	1350%	1,000	-93%
TOTAL MISCELLANEOUS		**53,175**	**11,000**	**11,000**	**36,694**	**(4,694)**	**32,000**	**191%**	**11,000**	**-66%**
INTERGOVERNMENTAL GRANTS:										
03.037.3050	GRANTS	147,000	-	-	-	-	-	-	-	-
TOTAL INTERGOVERNMENTAL GRANTS		**147,000**	**-**	**-**	**-**	**-**	**-**	**-**	**-**	**-**
OTHER FINANCING SOURCES (TRANSFERS IN):										
03.095.9508	TRANSFER IN SALES & USE	5,259,996	6,100,000	6,100,000	3,049,998	3,050,002	6,100,000	0%	6,600,000	8%
TOTAL OTHER FINANCING SOURCES		**5,259,996**	**6,100,000**	**6,100,000**	**3,049,998**	**3,050,002**	**6,100,000**	**0%**	**6,600,000**	**8%**
GRAND TOTAL REVENUES & OTHER FINANCING SOURCES		**$ 6,577,293**	**$ 6,861,000**	**$ 6,861,000**	**$ 3,481,510**	**$ 3,455,490**	**$ 6,937,000**	**1%**	**$ 7,386,000**	**6%**

ROAD & BRIDGE (03)
EXPENDITURE BUDGET

			BUDGET LINE ITEM BUDGET FOR YEAR ENDING 2014 AND 2015 PROPOSED							
		2013	2014 BUDGET						2015 BUDGET	
			(A)	(B)	(C)	(D)	(E)	(F)	(G)	(H)
Account Number	Description	2013 Actual	2014 Original Adopted Budget	2014 Last Amended Budget as of July 31, 2014	Actual Year-to-Date as of: July 31, 2014	Estimated Remaining for Year 2014	Projected Actual Result at Year End 2014 (Final Amended Budget)	% Change Last Amended Budget vs. Projected Actual Result at Year End(Final Amended Budget [E / B - 1]	2015 Proposed Budget	% Change Projected Actual Result at Year End vs. Proposed Budget [G / E - 1]
EXPENDITURES:										
PERSONNEL:										
03.062.4002	SALARY	$ 668,492	$ 599,000	$ 599,000	$ 319,707	$ 279,293	$ 599,000	0%	$ 616,000	3%
03.062.4003	SALARY	2,035,619	2,074,500	2,074,500	1,133,839	940,661	2,074,500	0%	2,231,000	8%
03.062.4004	CONTRACT LABOR	48,235	55,000	55,000	18,647	36,353	55,000	0%	100,000	82%
03.062.4005	FICA TAX - EXPENSE	193,065	204,500	204,500	103,149	101,351	204,500	0%	218,000	7%
03.062.4006	EMPLOYMENT TAX EXPENSE	-	3,000	3,000	-	3,000	3,000	0%	-	-100%
03.062.4007	RETIREMENT	264,227	247,500	247,500	133,049	114,451	247,500	0%	256,500	4%
03.062.4008	HEALTH INSURANCE	482,861	589,000	589,000	297,513	291,487	589,000	0%	603,500	2%
03.062.4009	HEALTH SAVINGS ACCT. EXPENSE	65,119	67,000	67,000	36,680	30,320	67,000	0%	63,500	-5%
03.062.4053	WORKMEN'S COMPENSATION INS.	87,000	87,000	87,000	50,750	36,250	87,000	0%	93,500	7%
TOTAL PERSONNEL		**3,844,620**	**3,926,500**	**3,926,500**	**2,093,335**	**1,833,165**	**3,926,500**	**0%**	**4,182,000**	**7%**

ROAD & BRIDGE (03)
EXPENDITURE BUDGET

			BUDGET LINE ITEM BUDGET FOR YEAR ENDING 2014 AND 2015 PROPOSED							
		2013	2014 BUDGET						2015 BUDGET	
			(A)	(B)	(C)	(D)	(E)	(F)	(G)	(H)
Account Number	Description	2013 Actual	2014 Original Adopted Budget	2014 Last Amended Budget as of July 31, 2014	Actual Year-to-Date as of: July 31, 2014	Estimated Remaining for Year 2014	Projected Actual Result at Year End 2014 (Final Amended Budget)	% Change Last Amended Budget vs. Projected Actual Result at Year End(Final Amended Budget [E / B - 1]	2015 Proposed Budget	% Change Projected Actual Result at Year End vs. Proposed Budget [G / E - 1]
GENERAL OPERATING EXPENDITURES:										
03.062.4000	ADMINISTRATIVE FEE	-	30,500	30,500	17,792	12,708	30,500	0%	31,000	2%
03.062.4024	TELEPHONE	19,218	26,000	26,000	8,945	17,055	26,000	0%	26,000	0%
03.062.4026	EQUIPMENT RENTALS	6,968	12,000	12,000	21,905	32,095	54,000	350%	30,000	-44%
03.062.4027	MISCELLANEOUS RENTALS	9,932	13,000	13,000	4,828	8,172	13,000	0%	13,000	0%
03.062.4028	LEASE PAYMENTS	601,569	840,000	840,000	331,851	248,149	580,000	-31%	576,500	-1%
03.062.4032	MAINT & SUPPLIES-VEH & EQUIP	71	-	-	-	-	-	0%	-	0%
03.062.4035	MAINT-FURN.,OFF.MACH.,EQUIP	68	500	500	165	335	500	0%	500	0%
03.062.4037	MAINT.-TRASH/WASTE DISPOSAL	6,891	75,000	75,000	4,249	70,751	75,000	0%	75,000	0%
03.062.4038	FLEET MANAGEMENT FEE	724,500	724,500	724,500	422,625	301,875	724,500	0%	1,008,500	39%
03.062.4039	MAINTENANCE FUND FEE	48,500	48,500	48,500	28,292	20,208	48,500	0%	80,000	65%
03.062.4046	PROFESSIONAL SERVICES	3,095	50,000	50,000	3,150	46,850	50,000	0%	50,000	0%
03.062.4049	DUES & SUBSCRIPTION	295	1,000	1,000	207	793	1,000	0%	1,000	0%
03.062.4050	FIRE,CASUALTY & GEN LIAB INS	82,000	82,000	82,000	47,833	34,167	82,000	0%	86,500	5%
03.062.4052	VEHICLE & EQUIPMENT INS.	56,000	56,000	56,000	32,667	23,333	56,000	0%	55,500	-1%
03.062.4060	OFFICE SUPPLIES	7,289	13,000	13,000	3,231	9,769	13,000	0%	13,000	0%
03.062.4061	OPERATING SUPPLIES	38,328	50,000	50,200	14,367	35,633	50,000	0%	50,000	0%
03.062.4064	GRAVEL,SAND,DIRT & SHELL	87,171	100,000	100,000	63,797	51,203	115,000	15%	115,000	0%
03.062.4066	ASPHALT & ASPHALT FILLER	26,804	40,000	40,000	19,173	20,827	40,000	0%	80,000	100%
03.062.4067	BRIDGE MATERIAL	-	3,000	3,000	-	3,000	3,000	0%	3,000	0%
03.062.4068	ROAD SIGNS	42,695	95,000	95,000	32,250	62,750	95,000	0%	95,000	0%
03.062.4070	SMALL TOOLS & EQUIPMENT	1,515	5,000	5,000	814	4,186	5,000	0%	5,000	0%
03.062.4071	CONCRETE & METAL PIPES	27,760	45,500	45,500	12,391	33,109	45,500	0%	91,000	100%
03.062.4073	WEED CONTROL	13,284	50,000	50,000	5,440	44,560	50,000	0%	50,000	0%
03.062.4074	TRAVEL/TRAINING	1,585	5,000	5,200	25	5,475	5,500	6%	5,500	0%
03.062.4078	APPROPRIATIONS & GRANTS	42,542	-	-	30,000	-	30,000	0%	-	-100%
03.062.4086	PAVEMENT MAINTENANCE	-	15,000	15,000	-	15,000	15,000	0%	15,000	0%
03.062.4099	MISCELLANEOUS EXPENSE	4,118	5,000	5,000	1,694	3,306	5,000	0%	5,000	0%
03.062.4199	RECYCLING AND LITTER EXPENSE	51,425	85,000	85,000	13,029	41,971	55,000	-35%	85,000	55%
TOTAL GENERAL OPERATING EXPENDITURES		**1,903,623**	**2,470,500**	**2,470,900**	**1,120,717**	**1,147,283**	**2,268,000**	**-8%**	**2,646,000**	**17%**

ROAD & BRIDGE (03)
EXPENDITURE BUDGET

			BUDGET LINE ITEM BUDGET FOR YEAR ENDING 2014 AND 2015 PROPOSED							
		2013	2014 BUDGET						2015 BUDGET	
			(A)	(B)	(C)	(D)	(E)	(F)	(G)	(H)
Account Number	Description	2013 Actual	2014 Original Adopted Budget	2014 Last Amended Budget as of July 31, 2014	Actual Year-to-Date as of: July 31, 2014	Estimated Remaining for Year 2014	Projected Actual Result at Year End 2014 (Final Amended Budget)	% Change Last Amended Budget vs. Projected Actual Result at Year End(Final Amended Budget [E / B - 1]	2015 Proposed Budget	% Change Projected Actual Result at Year End vs. Proposed Budget [G / E - 1]
CAPITAL OUTLAY:										
03.062.4087	ACQUISITIONS-VEHICLE & EQUIP	14,950	7,500	7,500	2,322	5,178	7,500	0%	306,000	3980%
TOTAL CAPITAL OUTLAY		**14,950**	**7,500**	**7,500**	**2,322**	**5,178**	**7,500**	**0%**	**306,000**	**3980%**
OTHER FINANCING USES (TRANSFERS OUT):										
03.090.9002	TRANSFER OUT GENERAL FUND	448,400	440,400	440,400	256,900	183,500	440,400	0%	812,500	84%
03.090.9039	TRANS OUT EQUP INST PUR DEBT	-	-	-	-	-	-	-	47,000	-
TOTAL OTHER FINANCING USES		**448,400**	**440,400**	**440,400**	**256,900**	**183,500**	**440,400**	**0%**	**859,500**	**95%**
GRAND TOTAL EXPENDITURES & OTHER FINANCING USES		**$ 6,211,593**	**$ 6,844,900**	**$ 6,845,300**	**$ 3,473,274**	**$ 3,169,126**	**$ 6,642,400**	**-3%**	**$ 7,993,500**	**20%**

EAST ASCENSION DRAINAGE (05)
BUDGET SUMMARY

Description	2013 Actual	2014 Original Adopted Budget (A)	2014 Last Amended Budget as of July 31, 2014 (B)	Actual Year-to-Date as of: July 31, 2014 (C)	Estimated Remaining for Year 2014 (D)	Projected Actual Result at Year End 2014 (Final Amended Budget) (E)	% Change Last Amended Budget vs. Projected Actual Result at Year End(Final Amended Budget [E / B - 1] (F)	2015 Proposed Budget (G)	% Change Projected Actual Result at Year End vs. Proposed Budget [G / E - 1] (H)
	BUDGET SUMMARY BUDGET SUMMARY FOR YEAR ENDING 2014 AND 2015 PROPOSED								
	2013	2014 BUDGET						2015 BUDGET	
BEGINNING FUND BALANCE:	**$ 27,239,300**	**$ 34,395,621**	**$ 34,395,621**	**$ 34,395,621**	**$ 34,395,621**	**$ 34,395,621**	**0%**	**$ 35,584,421**	**3%**
REVENUES:									
TAXES	19,575,502	17,414,500	17,414,500	10,495,506	7,300,494	17,796,000	2%	17,796,000	0%
INTERGOVERNMENTAL	237,688	245,000	245,000	115,556	118,444	234,000	-4%	234,000	0%
MISCELLANEOUS	304,441	55,000	55,000	34,354	99,646	134,000	144%	110,000	-18%
INTERGOVERNMENTAL GRANTS	9,848	-	-	50,572	(72)	50,500	0%	-	-100%
OTHER FINANCING SOURCES (TRANSFERS IN)	12,079	12,000	12,000	-	12,000	12,000	0%	12,000	0%
GRAND TOTAL REVENUES & OTHER FINANCING SOURCES	**20,139,559**	**17,726,500**	**17,726,500**	**10,695,987**	**7,530,513**	**18,226,500**	**3%**	**18,152,000**	**0%**
EXPENDITURES:									
PERSONNEL	3,756,773	3,933,500	3,933,500	1,929,479	1,859,021	3,788,500	-4%	4,168,000	10%
GENERAL OPERATING EXPENDITURES	3,001,028	5,272,200	5,281,900	2,039,015	3,077,685	5,116,700	-3%	4,575,700	-11%
CAPITAL OUTLAY	709,880	3,029,000	3,259,000	1,097,668	2,211,332	3,309,000	2%	2,764,000	-16%
OTHER FINANCING USES (TRANSFERS OUT)	5,515,558	4,823,500	4,823,500	2,813,548	2,009,952	4,823,500	0%	4,904,000	2%
GRAND TOTAL EXPENDITURES & OTHER FINANCING USES	**12,983,239**	**17,058,200**	**17,297,900**	**7,879,710**	**9,157,990**	**17,037,700**	**-2%**	**16,411,700**	**-4%**
EXCESS (DEFICIENCY) OF CURRENT REVENUES OVER EXPENDITURES	**7,156,321**	**668,300**	**428,600**	**2,816,277**	**(1,627,477)**	**1,188,800**	**177%**	**1,740,300**	**46%**
ENDING FUND BALANCE:	**$ 34,395,621**	**$ 35,063,921**	**$ 34,824,221**	**$ 37,211,898**	**$ 32,768,144**	**$ 35,584,421**	**2%**	**$ 37,324,721**	**5%**

EAST ASCENSION DRAINAGE (05)
REVENUE BUDGET

Account Number	Description	2013 Actual	2014 Original Adopted Budget	2014 Last Amended Budget as of July 31, 2014	Actual Year-to-Date as of: July 31, 2014	Estimated Remaining for Year 2014	Projected Actual Result at Year End 2014 (Final Amended Budget)	% Change Last Amended Budget vs. Projected Actual Result at Year End(Final Amended Budget [E / B - 1]	2015 Proposed Budget	% Change Projected Actual Result at Year End vs. Proposed Budget [G / E - 1]
		2013	BUDGET LINE ITEM BUDGET FOR YEAR ENDING 2014 AND 2015 PROPOSED							
			2014 BUDGET						2015 BUDGET	
			(A)	(B)	(C)	(D)	(E)	(F)	(G)	(H)
REVENUES:										
TAXES:										
05.031.3001	AD VALOREM TAXES	$ 4,776,193	$ 4,414,500	$ 4,414,500	$ 3,384,559	$ 1,411,441	$ 4,796,000	9%	$ 4,796,000	0%
05.031.3002	SALES TAX	14,799,309	13,000,000	13,000,000	7,110,947	5,889,053	13,000,000	0%	13,000,000	0%
TOTAL TAXES		**19,575,502**	**17,414,500**	**17,414,500**	**10,495,506**	**7,300,494**	**17,796,000**	**2%**	**17,796,000**	**0%**
INTERGOVERNMENTAL:										
05.033.3042	STATE REVENUE SHARING	237,686	245,000	245,000	142,917	91,083	234,000	-4%	234,000	0%
05.033.3055	REIMBURSEMENT - FEMA	2	-	-	(27,361)	27,361	-	-	-	-
TOTAL INTERGOVERNMENTAL		**237,688**	**245,000**	**245,000**	**115,556**	**118,444**	**234,000**	**-4%**	**234,000**	**0%**
MISCELLANEOUS:										
05.035.3081	INTEREST EARNINGS	100,347	45,000	45,000	165	99,835	100,000	122%	100,000	0%
05.035.3084	PROCEEDS-SALES OF PROPERTY	135,499	10,000	10,000	24,189	(189)	24,000	140%	10,000	-58%
05.035.3086	MISCELLANEOUS REVENUES	68,595	-	-	10,000	-	10,000	-	-	-100%
TOTAL MISCELLANEOUS		**304,441**	**55,000**	**55,000**	**34,354**	**99,646**	**134,000**	**144%**	**110,000**	**-18%**
INTERGOVERNMENTAL GRANTS:										
05.037.3255	GRANT-FLOOD MITIGATION	9,848	-	-	50,572	(72)	50,500	-	-	-100%
TOTAL INTERGOVERNMENTAL GRANTS		**9,848**	**-**	**-**	**50,572**	**(72)**	**50,500**	**-**	**-**	-100%
OTHER FINANCING SOURCES (TRANSFERS IN):										
05.095.9502	TRANSFER IN GENERAL FUND	12,000	12,000	12,000	-	12,000	12,000	0%	12,000	0%
05.095.9533	TRANS. IN E.A.MAJOR SINKING	79	-	-	-	-	-	-	-	-
TOTAL OTHER FINANCING SOURCES		**12,079**	**12,000**	**12,000**	**-**	**12,000**	**12,000**	**0%**	**12,000**	**0%**
GRAND TOTAL REVENUES & OTHER FINANCING SOURCES		**$ 20,139,559**	**$ 17,726,500**	**$ 17,726,500**	**$ 10,695,987**	**$ 7,530,513**	**$ 18,226,500**	**3%**	**$ 18,152,000**	**0%**

EAST ASCENSION DRAINAGE (05)
EXPENDITURE BUDGET

Account Number	Description	2013 Actual	2014 Original Adopted Budget (A)	2014 Last Amended Budget as of July 31, 2014 (B)	Actual Year-to-Date as of: July 31, 2014 (C)	Estimated Remaining for Year 2014 (D)	Projected Actual Result at Year End 2014 (Final Amended Budget) (E)	% Change Last Amended Budget vs. Projected Actual Result at Year End(Final Amended Budget [E / B - 1] (F)	2015 Proposed Budget (G)	% Change Projected Actual Result at Year End vs. Proposed Budget [G / E - 1] (H)
		2013	BUDGET LINE ITEM BUDGET FOR YEAR ENDING 2014 AND 2015 PROPOSED — 2014 BUDGET						2015 BUDGET	
EXPENDITURES:										
PERSONNEL:										
05.063.4001	SALARY-PER DIEM	$ 6,760	$ 8,000	$ 8,000	$ 3,705	$ 4,295	$ 8,000	0%	$ 8,000	0%
05.063.4002	SALARY	769,277	767,000	767,000	431,582	335,418	767,000	0%	808,000	5%
05.063.4003	SALARY	1,839,785	1,816,000	1,816,000	925,270	890,730	1,816,000	0%	1,921,000	6%
05.063.4004	CONTRACT LABOR	172,917	320,000	320,000	30,582	144,418	175,000	-45%	220,000	26%
05.063.4005	FICA TAX - EXPENSE	188,134	198,000	198,000	97,395	100,605	198,000	0%	209,000	6%
05.063.4006	EMPLOYMENT TAX EXPENSE	-	10,000	10,000	-	10,000	10,000	0%	-	-100%
05.063.4007	RETIREMENT	257,673	239,000	239,000	125,346	113,654	239,000	0%	246,000	3%
05.063.4008	HEALTH INSURANCE	405,327	458,000	458,000	250,125	207,875	458,000	0%	650,500	42%
05.063.4009	HEALTH SAVINGS ACCT. EXPENSE	49,400	50,000	50,000	26,100	23,900	50,000	0%	52,000	4%
05.063.4053	WORKMEN'S COMPENSATION INS.	67,500	67,500	67,500	39,375	28,125	67,500	0%	53,500	-21%
TOTAL PERSONNEL		**3,756,773**	**3,933,500**	**3,933,500**	**1,929,479**	**1,859,021**	**3,788,500**	**-4%**	**4,168,000**	**10%**
GENERAL OPERATING EXPENDITURES:										
05.063.4000	ADMINISTRATIVE FEE	-	709,000	709,000	413,583	295,417	709,000	0%	725,500	2%
05.063.4015	PUBLICATION - LEGAL NOTICES	1,644	1,000	1,000	708	292	1,000	0%	1,000	0%
05.063.4020	UTILITIES	12,757	27,000	27,000	2,596	12,404	15,000	-44%	15,000	0%
05.063.4024	TELEPHONE	17,698	23,000	23,000	10,813	12,187	23,000	0%	23,000	0%
05.063.4026	EQUIPMENT RENTALS	30,749	87,000	87,000	11,971	75,029	87,000	0%	87,000	0%
05.063.4027	MISCELLANEOUS RENTALS	9,807	10,500	10,500	4,232	6,268	10,500	0%	10,500	0%
05.063.4028	LEASE PURCHASES	613,282	600,000	600,000	332,586	238,414	571,000	-5%	571,000	0%
05.063.4035	MAINT-FURN.,OFF.MACH.,EQUIP	68	500	500	38	462	500	0%	500	0%
05.063.4037	MAINT.-TRASH/WASTE DISPOSAL	8,978	32,000	32,000	4,576	27,424	32,000	0%	32,000	0%
05.063.4038	FLEET MANAGEMENT FEE	888,000	888,000	888,000	518,000	370,000	888,000	0%	1,083,500	22%
05.063.4039	MAINTENANCE FUND FEE	49,000	49,000	49,000	28,583	20,417	49,000	0%	63,500	30%
05.063.4041	ENGINEERING FEES	21,518	200,000	200,000	-	200,000	200,000	0%	150,000	-25%

EAST ASCENSION DRAINAGE (05)
EXPENDITURE BUDGET

			BUDGET LINE ITEM BUDGET FOR YEAR ENDING 2014 AND 2015 PROPOSED							
		2013	2014 BUDGET						2015 BUDGET	
			(A)	(B)	(C)	(D)	(E)	(F)	(G)	(H)
Account Number	Description	2013 Actual	2014 Original Adopted Budget	2014 Last Amended Budget as of July 31, 2014	Actual Year-to-Date as of: July 31, 2014	Estimated Remaining for Year 2014	Projected Actual Result at Year End 2014 (Final Amended Budget)	% Change Last Amended Budget vs. Projected Actual Result at Year End(Final Amended Budget [E / B - 1]	2015 Proposed Budget	% Change Projected Actual Result at Year End vs. Proposed Budget [G / E - 1]
GENERAL OPERATING EXPENDITURES: (cont)										
05.063.4046	PROFESSIONAL SERV.	200,208	300,000	300,000	163,364	386,636	550,000	83%	350,000	-36%
05.063.4049	DUES & SUBSCRIPTION	5	500	500	109	391	500	0%	500	0%
05.063.4050	FIRE,CASUALTY & GEN LIAB INS	158,000	158,000	158,000	92,167	65,833	158,000	0%	167,500	6%
05.063.4052	VEHICLE & EQUIPMENT INS.	83,000	83,000	83,000	48,417	34,583	83,000	0%	81,000	-2%
05.063.4060	OFFICE SUPPLIES	5,741	17,500	17,500	2,853	10,647	13,500	-23%	13,500	0%
05.063.4061	OPERATING SUPPLIES	55,415	120,000	120,300	72,669	67,331	140,000	16%	140,000	0%
05.063.4064	GRAVEL,SAND,DIRT & SHELL	37,723	20,000	20,000	-	30,000	30,000	50%	30,000	0%
05.063.4069	MISCELLANEOUS MATERIALS	608	2,500	2,500	280	2,220	2,500	0%	2,500	0%
05.063.4070	SMALL TOOLS & EQUIPMENT	5,154	7,500	7,500	2,435	5,065	7,500	0%	7,500	0%
05.063.4071	CONCRETE & METAL PIPES	53,309	40,000	49,400	15,033	129,967	145,000	194%	65,000	-55%
05.063.4073	WEED CONTROL	83,834	100,000	100,000	18,084	81,916	100,000	0%	100,000	0%
05.063.4074	TRAVEL/TRAINING	2,696	8,000	8,000	1,062	6,938	8,000	0%	8,000	0%
05.063.4077	OFF ROAD BRIDGES	13,269	19,500	19,500	446	19,054	19,500	0%	19,500	0%
05.063.4078	APPROPRIATIONS & GRANTS	61,204	563,000	563,000	8,120	71,880	80,000	-86%	-	-100%
05.063.4079	JUDGEMENTS,DAMAGES & CLAIMS	-	500	500	-	500	500	0%	500	0%
05.063.4086	ACQUISITION RIGHT OF WAY	2,027	1,000	1,000	30	470	500	-50%	500	0%
05.063.4089	CONTRACT PAYMENTS	341,033	874,000	874,000	121,465	752,535	874,000	0%	479,000	-45%
05.063.4098	CONTR.RETIRE SYS DED TAX COL	159,071	147,000	147,000	85,750	74,250	160,000	9%	160,000	0%
05.063.4099	MISCELLANEOUS EXPENSE	4,257	7,500	7,500	2,096	5,404	7,500	0%	7,500	0%
05.063.4110	REFUND-SALES TAXES	46,482	25,000	25,000	76,948	3,052	80,000	220%	80,000	0%
05.063.4164	CONCRETE/ALUMINUM BOX CULVER	34,493	150,000	150,000	-	70,000	70,000	-53%	100,000	43%
05.495.4078	APPROPRIATION-NEW RIVER SOIL	-	700	700	-	700	700	0%	700	0%
TOTAL GENERAL OPERATING EXPENDITURES		**3,001,028**	**5,272,200**	**5,281,900**	**2,039,015**	**3,077,685**	**5,116,700**	**-3%**	**4,575,700**	**-11%**

EAST ASCENSION DRAINAGE (05)
EXPENDITURE BUDGET

			BUDGET LINE ITEM BUDGET FOR YEAR ENDING 2014 AND 2015 PROPOSED							
		2013	2014 BUDGET						2015 BUDGET	
			(A)	(B)	(C)	(D)	(E)	(F)	(G)	(H)
Account Number	Description	2013 Actual	2014 Original Adopted Budget	2014 Last Amended Budget as of July 31, 2014	Actual Year-to-Date as of: July 31, 2014	Estimated Remaining for Year 2014	Projected Actual Result at Year End 2014 (Final Amended Budget)	% Change Last Amended Budget vs. Projected Actual Result at Year End(Final Amended Budget [E / B - 1]	2015 Proposed Budget	% Change Projected Actual Result at Year End vs. Proposed Budget [G / E - 1]
CAPITAL OUTLAY:										
05.063.4087	ACQUISITIONS-VEHICLE & EQUIP	88,209	2,304,000	2,534,000	916,098	1,617,902	2,534,000	0%	2,209,000	-13%
05.063.4160	MARVIN BRAUD PUMP STATION	407,809	500,000	500,000	164,492	335,508	500,000	0%	400,000	-20%
05.063.4161	SORRENTO PUMP STATION	16,231	175,000	175,000	4,218	170,782	175,000	0%	65,000	-63%
05.063.4162	HENDERSON BAYOU FLOODGATE	3,390	-	-	12,723	37,277	50,000	0%	40,000	-20%
05.063.4163	FROG BAYOU LOCKS	194,240	50,000	50,000	137	49,863	50,000	0%	50,000	0%
TOTAL CAPITAL OUTLAY		**709,880**	**3,029,000**	**3,259,000**	**1,097,668**	**2,211,332**	**3,309,000**	**2%**	**2,764,000**	**-16%**
OTHER FINANCING USES (TRANSFERS OUT):										
05.090.9002	TRANSFER OUT GENERAL FUND	1,281,000	734,000	734,000	428,167	305,833	734,000	0%	812,500	11%
05.090.9033	TRANS OUT EA MAJOR DRAIN-SIN	4,096,558	4,089,500	4,089,500	2,385,381	1,704,119	4,089,500	0%	4,091,500	0%
05.090.9037	TRANS OUT ROAD CONSTRUCTION	138,000	-	-	-	-	-	-	-	-
TOTAL OTHER FINANCING USES		**5,515,558**	**4,823,500**	**4,823,500**	**2,813,548**	**2,009,952**	**4,823,500**	**0%**	**4,904,000**	**2%**
GRAND TOTAL EXPENDITURES & OTHER FINANCING USES		**$ 12,983,239**	**$ 17,058,200**	**$ 17,297,900**	**$ 7,879,710**	**$ 9,157,990**	**$ 17,037,700**	**-2%**	**$ 16,411,700**	**-4%**

WEST ASCENSION DRAINAGE (06)
BUDGET SUMMARY

Description	2013 Actual	2014 Original Adopted Budget (A)	2014 Last Amended Budget as of July 31, 2014 (B)	Actual Year-to-Date as of: July 31, 2014 (C)	Estimated Remaining for Year 2014 (D)	Projected Actual Result at Year End 2014 (Final Amended Budget) (E)	% Change Last Amended Budget vs. Projected Actual Result at Year End(Final Amended Budget [E / B - 1] (F)	2015 Proposed Budget (G)	% Change Projected Actual Result at Year End vs. Proposed Budget [G / E - 1] (H)
		BUDGET SUMMARY BUDGET SUMMARY FOR YEAR ENDING 2014 AND 2015 PROPOSED							
	2013	2014 BUDGET						2015 BUDGET	
BEGINNING FUND BALANCE:	**$ 1,629,307**	**$ 1,711,388**	**$ 1,711,388**	**$ 1,711,388**	**$ 1,711,388**	**$ 1,711,388**	**0%**	**$ 1,559,188**	**-9%**
REVENUES:									
TAXES	766,584	685,500	685,500	520,421	241,579	762,000	11%	762,000	0%
INTERGOVERNMENTAL	33,963	35,000	35,000	19,640	10,360	30,000	-14%	30,000	0%
MISCELLANEOUS	26,161	4,000	4,000	2,079	3,922	6,000	50%	6,000	0%
GRAND TOTAL REVENUES & OTHER FINANCING SOURCES	**826,708**	**724,500**	**724,500**	**542,139**	**255,861**	**798,000**	**10%**	**798,000**	**0%**
EXPENDITURES:									
PERSONNEL	334,731	358,500	358,500	194,156	165,845	360,000	0%	421,000	17%
GENERAL OPERATING EXPENDITURES	339,565	507,000	517,800	270,559	202,941	473,500	-9%	480,500	1%
CAPITAL OUTLAY	39,632	7,500	7,500	1,580	105,920	107,500	1333%	98,000	-9%
OTHER FINANCING USES (TRANSFERS OUT)	30,700	-	9,200	-	9,200	9,200	0%	-	-100%
GRAND TOTAL EXPENDITURES & OTHER FINANCING USES	**744,627**	**873,000**	**893,000**	**466,294**	**483,906**	**950,200**	**6%**	**999,500**	**5%**
EXCESS (DEFICIENCY) OF CURRENT REVENUES OVER EXPENDITURES	**82,081**	**(148,500)**	**(168,500)**	**75,845**	**(228,045)**	**(152,200)**	**-10%**	**(201,500)**	**32%**
ENDING FUND BALANCE:	**$ 1,711,388**	**$ 1,562,888**	**$ 1,542,888**	**$ 1,787,234**	**$ 1,483,343**	**$ 1,559,188**	**1%**	**$ 1,357,688**	**-13%**

Explanation of Fund Balance change in excess of 10%: Change in fund balance is due to an increase in Personnel expenditures for salary and benefits for a new Operator I position.

WEST ASCENSION DRAINAGE (06)
REVENUE BUDGET

Account Number	Description	2013 Actual	BUDGET LINE ITEM BUDGET FOR YEAR ENDING 2014 AND 2015 PROPOSED: 2014 BUDGET (A) 2014 Original Adopted Budget	(B) 2014 Last Amended Budget as of July 31, 2014	(C) Actual Year-to-Date as of: July 31, 2014	(D) Estimated Remaining for Year 2014	(E) Projected Actual Result at Year End 2014 (Final Amended Budget)	(F) % Change Last Amended Budget vs. Projected Actual Result at Year End(Final Amended Budget [E / B - 1]	2015 BUDGET (G) 2015 Proposed Budget	(H) % Change Projected Actual Result at Year End vs. Proposed Budget [G / E - 1]
REVENUES:										
TAXES:										
06.031.3001	AD VALOREM TAXES	$ 408,590	$ 365,500	$ 365,500	$ 277,385	$ 128,615	$ 406,000	11%	$ 406,000	0%
06.031.3011	AD VALOREM TAX-5 YEAR	357,994	320,000	320,000	243,036	112,964	356,000	11%	356,000	0%
TOTAL TAXES		**766,584**	**685,500**	**685,500**	**520,421**	**241,579**	**762,000**	**11%**	**762,000**	**0%**
INTERGOVERNMENTAL:										
06.033.3042	STATE REVENUE SHARING	16,979	19,000	19,000	11,083	4,917	16,000	-16%	16,000	0%
06.033.3055	REIMBURSEMENT - FEMA	-	-	-	(777)	777	-	-	-	-
06.033.3086	MISCELLANEOUS REVENUES	2,113	-	-	-	-	-	-	-	-
06.033.3142	STATE REVENUE SHARING-5 YEAR	14,871	16,000	16,000	9,333	4,667	14,000	-13%	14,000	0%
TOTAL INTERGOVERNMENTAL		**33,963**	**35,000**	**35,000**	**19,640**	**10,360**	**30,000**	**-14%**	**30,000**	**0%**
MISCELLANEOUS:										
06.035.3081	INTEREST EARNINGS	4,136	1,500	1,500	-	4,000	4,000	167%	4,000	0%
06.035.3084	PROCEEDS-SALES OF PROPERTY	22,025	2,500	2,500	2,079	(79)	2,000	-20%	2,000	0%
TOTAL MISCELLANEOUS		**26,161**	**4,000**	**4,000**	**2,079**	**3,922**	**6,000**	**50%**	**6,000**	**0%**
GRAND TOTAL REVENUES & OTHER FINANCING SOURCES		**$ 826,708**	**$ 724,500**	**$ 724,500**	**$ 542,139**	**$ 255,861**	**$ 798,000**	**10%**	**$ 798,000**	**0%**

WEST ASCENSION DRAINAGE (06)
EXPENDITURE BUDGET

			BUDGET LINE ITEM BUDGET FOR YEAR ENDING 2014 AND 2015 PROPOSED							
		2013	2014 BUDGET						2015 BUDGET	
			(A)	(B)	(C)	(D)	(E)	(F)	(G)	(H)
Account Number	Description	2013 Actual	2014 Original Adopted Budget	2014 Last Amended Budget as of July 31, 2014	Actual Year-to-Date as of: July 31, 2014	Estimated Remaining for Year 2014	Projected Actual Result at Year End 2014 (Final Amended Budget)	% Change Last Amended Budget vs. Projected Actual Result at Year End(Final Amended Budget [E / B - 1]	2015 Proposed Budget	% Change Projected Actual Result at Year End vs. Proposed Budget [G / E - 1]
EXPENDITURES:										
PERSONNEL:										
06.063.4001	SALARY-PER DIEM	1,040	2,500	2,500	390	1,110	1,500	-40%	1,500	0%
06.063.4002	SALARY	78,017	79,000	79,000	42,568	36,432	79,000	0%	82,500	4%
06.063.4003	SALARY	162,168	173,500	173,500	93,022	80,478	173,500	0%	207,000	19%
06.063.4005	FICA TAX - EXPENSE	17,037	19,500	19,500	9,508	9,992	19,500	0%	22,500	15%
06.063.4006	EMPLOYMENT TAX EXPENSE	-	500	500	-	500	500	0%	500	0%
06.063.4007	RETIREMENT	23,350	23,500	23,500	12,542	10,958	23,500	0%	26,500	13%
06.063.4008	HEALTH INSURANCE	42,549	49,000	49,000	29,697	21,303	51,000	4%	68,000	33%
06.063.4009	HEALTH SAVINGS ACCT. EXPENSE	5,070	5,500	5,500	3,220	2,780	6,000	9%	6,500	8%
06.063.4053	WORKMEN'S COMPENSATION INS.	5,500	5,500	5,500	3,208	2,292	5,500	0%	6,000	9%
TOTAL PERSONNEL		**334,731**	**358,500**	**358,500**	**194,156**	**165,845**	**360,000**	**0%**	**421,000**	**17%**

WEST ASCENSION DRAINAGE (06)
EXPENDITURE BUDGET

Account Number	Description	2013 Actual	2014 Original Adopted Budget (A)	2014 Last Amended Budget as of July 31, 2014 (B)	Actual Year-to-Date as of: July 31, 2014 (C)	Estimated Remaining for Year 2014 (D)	Projected Actual Result at Year End 2014 (Final Amended Budget) (E)	% Change Last Amended Budget vs. Projected Actual Result at Year End(Final Amended Budget [E / B - 1] (F)	2015 Proposed Budget (G)	% Change Projected Actual Result at Year End vs. Proposed Budget [G / E - 1] (H)
		2013	BUDGET LINE ITEM BUDGET FOR YEAR ENDING 2014 AND 2015 PROPOSED						2015 BUDGET	
			2014 BUDGET							
GENERAL OPERATING EXPENDITURES:										
06.063.4000	ADMINISTRATIVE FEE	-	29,000	29,000	16,917	12,083	29,000	0%	31,500	9%
06.063.4024	TELEPHONE	1,536	1,500	1,500	1,301	1,199	2,500	67%	2,500	0%
06.063.4026	EQUIPMENT RENTALS	32	1,000	1,000	-	1,000	1,000	0%	1,000	0%
06.063.4027	MISCELLANEOUS RENTALS	960	500	500	509	491	1,000	100%	1,000	0%
06.063.4028	LEASE PURCHASES	150,866	238,000	238,000	110,154	83,846	194,000	-18%	194,000	0%
06.063.4032	MAINT & SUPPLIES-VEH & EQUIP	3	-	-	-	-	-	0%	-	0%
06.063.4038	FLEET MANAGEMENT FEE	137,000	137,000	137,000	79,917	57,083	137,000	0%	147,500	8%
06.063.4039	MAINTENANCE FUND FEE	2,500	2,500	2,500	1,458	1,042	2,500	0%	9,000	260%
06.063.4046	PROFESSIONAL SERVICES	300	5,000	5,000	18,775	1,225	20,000	300%	5,000	-75%
06.063.4049	DUES & SUBSCRIPTION	-	500	500	-	500	500	0%	1,000	100%
06.063.4050	FIRE,CASUALTY & GEN LIAB INS	5,500	5,500	5,500	3,208	2,292	5,500	0%	8,000	45%
06.063.4052	VEHICLE & EQUIPMENT INS.	9,500	9,500	9,500	5,542	3,958	9,500	0%	9,000	-5%
06.063.4060	OFFICE SUPPLIES	925	1,000	1,000	689	311	1,000	0%	1,000	0%
06.063.4061	OPERATING SUPPLIES	1,952	10,000	10,000	2,565	7,435	10,000	0%	10,000	0%
06.063.4064	GRAVEL,SAND,DIRT & SHELL	-	500	500	-	500	500	0%	500	0%
06.063.4067	BRIDGE MATERIAL	-	1,000	1,000	-	1,000	1,000	0%	1,000	0%
06.063.4070	SMALL TOOLS & EQUIPMENT	843	5,000	5,000	569	4,431	5,000	0%	5,000	0%
06.063.4071	CONCRETE & METAL PIPES	-	25,000	35,800	10,782	9,218	20,000	-44%	20,000	0%
06.063.4073	WEED CONTROL	-	2,000	2,000	-	2,000	2,000	0%	2,000	0%
06.063.4074	TRAVEL/TRAINING	-	1,000	1,000	-	-	-	-100%	-	-
06.063.4098	CONTR.RETIRE SYS DED TAX COL	25,212	27,500	27,500	16,042	11,458	27,500	0%	27,500	0%
06.063.4099	MISCELLANEOUS EXPENSE	435	2,000	2,000	131	1,869	2,000	0%	2,000	0%
06.495.4078	APPROPRIATIONS & GRANTS	2,000	2,000	2,000	2,000	-	2,000	0%	2,000	0%
TOTAL GENERAL OPERATING EXPENDITURES		**339,565**	**507,000**	**517,800**	**270,559**	**202,941**	**473,500**	**-9%**	**480,500**	**1%**

WEST ASCENSION DRAINAGE (06)
EXPENDITURE BUDGET

Account Number	Description	2013 Actual	BUDGET LINE ITEM BUDGET FOR YEAR ENDING 2014 AND 2015 PROPOSED 2014 BUDGET (A) 2014 Original Adopted Budget	(B) 2014 Last Amended Budget as of July 31, 2014	(C) Actual Year-to-Date as of: July 31, 2014	(D) Estimated Remaining for Year 2014	(E) Projected Actual Result at Year End 2014 (Final Amended Budget)	(F) % Change Last Amended Budget vs. Projected Actual Result at Year End(Final Amended Budget [E / B - 1]	2015 BUDGET (G) 2015 Proposed Budget	(H) % Change Projected Actual Result at Year End vs. Proposed Budget [G / E - 1]
CAPITAL OUTLAY:										
06.063.4087	ACQUISITIONS-VEHICLE & EQUIP	39,632	7,500	7,500	1,580	105,920	107,500	1333%	98,000	-9%
TOTAL CAPITAL OUTLAY		**39,632**	**7,500**	**7,500**	**1,580**	**105,920**	**107,500**	**1333%**	**98,000**	**-9%**
OTHER FINANCING USES (TRANSFERS OUT):										
06.090.9002	TRANSFER OUT GENERAL FUND	30,700	-	-	-	-	-	-	-	-
06.090.9043	TRANS OUT OFFICE BLDG CONST.	-	-	9,200	-	9,200	9,200	0%	-	-100%
TOTAL OTHER FINANCING USES		**30,700**	**-**	**9,200**	**-**	**9,200**	**9,200**	**0%**	**-**	**-100%**
GRAND TOTAL EXPENDITURES & OTHER FINANCING USES		**$ 744,627**	**$ 873,000**	**$ 893,000**	**$ 466,294**	**$ 483,906**	**$ 950,200**	**6%**	**$ 999,500**	**5%**

SALES AND USE TAX DISTRICT #1 (08)
BUDGET SUMMARY

Description	2013 Actual	2014 Original Adopted Budget (A)	2014 Last Amended Budget as of July 31, 2014 (B)	Actual Year-to-Date as of: July 31, 2014 (C)	Estimated Remaining for Year 2014 (D)	Projected Actual Result at Year End 2014 (Final Amended Budget) (E)	% Change Last Amended Budget vs. Projected Actual Result at Year End(Final Amended Budget [E / B - 1] (F)	2015 Proposed Budget (G)	% Change Projected Actual Result at Year End vs. Proposed Budget [G / E - 1] (H)
		BUDGET SUMMARY BUDGET SUMMARY FOR YEAR ENDING 2014 AND 2015 PROPOSED							
	2013	2014 BUDGET						2015 BUDGET	
BEGINNING FUND BALANCE:	**$ 9,330,170**	**$ 11,246,394**	**$ 11,246,394**	**$ 11,246,394**	**$ 11,246,394**	**$ 11,246,394**	**0%**	**$ 14,875,894**	**32%**
REVENUES:									
TAXES	20,837,974	18,000,000	18,000,000	10,590,346	12,659,154	23,249,500	29%	23,244,500	0%
MISCELLANEOUS	51,012	25,000	25,000	286	50,714	51,000	104%	51,000	0%
OTHER FINANCING SOURCES (TRANSFERS IN)	-	644,500	644,500	-	802,000	802,000	24%	966,000	20%
GRAND TOTAL REVENUES & OTHER FINANCING SOURCES	**20,888,987**	**18,669,500**	**18,669,500**	**10,590,632**	**13,511,868**	**24,102,500**	**29%**	**24,261,500**	**1%**
EXPENDITURES:									
GENERAL OPERATING EXPENDITURES	266,622	225,000	225,000	253,406	316,594	570,000	153%	255,000	-55%
OTHER FINANCING USES (TRANSFERS OUT)	18,706,140	16,444,500	16,799,500	8,957,419	10,945,581	19,903,000	18%	19,656,000	-1%
GRAND TOTAL EXPENDITURES & OTHER FINANCING USES	**18,972,762**	**16,669,500**	**17,024,500**	**9,210,825**	**11,262,175**	**20,473,000**	**20%**	**19,911,000**	**-3%**
EXCESS (DEFICIENCY) OF CURRENT REVENUES OVER EXPENDITURES	**1,916,224**	**2,000,000**	**1,645,000**	**1,379,807**	**2,249,693**	**3,629,500**	**121%**	**4,350,500**	**20%**
ENDING FUND BALANCE:	**$ 11,246,394**	**$ 13,246,394**	**$ 12,891,394**	**$ 12,626,201**	**$ 13,496,088**	**$ 14,875,894**	**15%**	**$ 19,226,394**	**29%**

Explanation of Fund Balance in excess of 10%: Change in Fund Balance is due to increase in Sales Tax Collections.

SALES AND USE TAX DISTRICT #1 (08)
REVENUE BUDGET

Account Number	Description	2013 Actual	2014 Original Adopted Budget (A)	2014 Last Amended Budget as of July 31, 2014 (B)	Actual Year-to-Date as of: July 31, 2014 (C)	Estimated Remaining for Year 2014 (D)	Projected Actual Result at Year End 2014 (Final Amended Budget) (E)	% Change Last Amended Budget vs. Projected Actual Result at Year End(Final Amended Budget [E / B - 1] (F)	2015 Proposed Budget (G)	% Change Projected Actual Result at Year End vs. Proposed Budget [G / E - 1] (H)
		2013	BUDGET LINE ITEM BUDGET FOR YEAR ENDING 2014 AND 2015 PROPOSED — 2014 BUDGET						2015 BUDGET	
REVENUES:										
TAXES:										
08.031.3002	SALES TAX	$ 20,837,974	$ 18,000,000	$ 18,000,000	$ 10,590,346	$ 12,659,154	$ 23,249,500	29%	$ 23,244,500	0%
TOTAL TAXES		**20,837,974**	**18,000,000**	**18,000,000**	**10,590,346**	**12,659,154**	**23,249,500**	**29%**	**23,244,500**	**0%**
MISCELLANEOUS:										
08.035.3081	INTEREST EARNINGS	51,012	25,000	25,000	286	50,714	51,000	104%	51,000	0%
TOTAL MISCELLANEOUS		**51,012**	**25,000**	**25,000**	**286**	**50,714**	**51,000**	**104%**	**51,000**	**0%**
OTHER FINANCING SOURCES (TRANSFERS IN):										
08.095.9528	TRANSFER IN ASC. JAIL PRJT.	-	-	-	-	802,000	802,000	-	-	-100%
08.095.9586	TRANSFER IN FEMA-HAZ MIT GRT	-	394,500	394,500	-	-	-	-100%	966,000	-
08.095.9589	TRANSFER IN LRA CONST.	-	250,000	250,000	-	-	-	-100%	-	-
TOTAL OTHER FINANCING SOURCES		**-**	**644,500**	**644,500**	**-**	**802,000**	**802,000**	**24%**	**966,000**	**20%**
GRAND TOTAL REVENUES & OTHER FINANCING SOURCES		**$ 20,888,987**	**$ 18,669,500**	**$ 18,669,500**	**$ 10,590,632**	**$ 13,511,868**	**$ 24,102,500**	**29%**	**$ 24,261,500**	**1%**

SALES AND USE TAX DISTRICT #1 (08)
EXPENDITURE BUDGET

Account Number	Description	2013 Actual	2014 Original Adopted Budget (A)	2014 Last Amended Budget as of July 31, 2014 (B)	Actual Year-to-Date as of: July 31, 2014 (C)	Estimated Remaining for Year 2014 (D)	Projected Actual Result at Year End 2014 (Final Amended Budget) (E)	% Change Last Amended Budget vs. Projected Actual Result at Year End(Final Amended Budget [E / B - 1] (F)	2015 Proposed Budget (G)	% Change Projected Actual Result at Year End vs. Proposed Budget [G / E - 1] (H)
			BUDGET LINE ITEM BUDGET FOR YEAR ENDING 2014 AND 2015 PROPOSED							
		2013	2014 BUDGET						2015 BUDGET	
EXPENDITURES:										
GENERAL OPERATING EXPENDITURES:										
08.049.4046	PROFESSIONAL SERV.-SALES TAX	$ 177,388	$ 175,000	$ 175,000	$ 102,315	$ 292,685	$ 395,000	126%	$ 205,000	-48%
08.062.4110	REFUND-SALES TAXES	89,234	50,000	50,000	151,091	23,910	175,000	250%	50,000	-71%
TOTAL GENERAL OPERATING EXPENDITURES		**266,622**	**225,000**	**225,000**	**253,406**	**316,594**	**570,000**	**153%**	**255,000**	**-55%**
OTHER FINANCING USES (TRANSFERS OUT):										
08.090.9002	TRANSFER OUT GENERAL FUND	5,900,004	8,000,000	8,000,000	4,000,002	4,499,998	8,500,000	6%	10,000,000	18%
08.090.9003	TRANSFER OUT ROAD & BRIDGE	5,259,996	6,100,000	6,100,000	3,049,998	3,050,002	6,100,000	0%	6,600,000	8%
08.090.9013	TRANSFER OUT RECREATION	3,257,136	1,777,500	1,777,500	1,211,833	1,055,667	2,267,500	28%	2,298,500	1%
08.090.9032	TRANSF.OUT S&U TAX BOND SINK	324,000	302,000	302,000	463,084	(463,084)	-	-100%	242,000	-
08.090.9037	TRANS OUT ROAD CONSTRUCTION	2,500,000	-	-	-	-	-	-	-	-
08.090.9043	TRANSFER OUT OFFICE BLDG CON	-	-	355,000	-	1,604,500	1,604,500	352%	250,500	-84%
08.090.9059	TRANS OUT FINS PROGRAM	65,004	65,000	65,000	32,502	32,498	65,000	0%	65,000	0%
08.090.9084	TRANSFER OUT ACUD#2 FUND	1,200,000	-	-	-	-	-	-	-	-
08.090.9086	TRANSFER OUT FEMA-HAZ MIT GR	200,000	-	-	-	966,000	966,000	-	-	-100%
08.090.9091	TRANSFER OUT ACUD#1	-	200,000	200,000	200,000	200,000	400,000	100%	200,000	-50%
TOTAL OTHER FINANCING USES		**18,706,140**	**16,444,500**	**16,799,500**	**8,957,419**	**10,945,581**	**19,903,000**	**18%**	**19,656,000**	**-1%**
GRAND TOTAL EXPENDITURES & OTHER FINANCING USES		**$ 18,972,762**	**$ 16,669,500**	**$ 17,024,500**	**$ 9,210,825**	**$ 11,262,175**	**$ 20,473,000**	**20%**	**$ 19,911,000**	**-3%**

CRIMINAL COURT (09)
BUDGET SUMMARY

Description	2013 Actual	2014 Original Adopted Budget (A)	2014 Last Amended Budget as of July 31, 2014 (B)	Actual Year-to-Date as of: July 31, 2014 (C)	Estimated Remaining for Year 2014 (D)	Projected Actual Result at Year End 2014 (Final Amended Budget) (E)	% Change Last Amended Budget vs. Projected Actual Result at Year End(Final Amended Budget [E / B - 1] (F)	2015 Proposed Budget (G)	% Change Projected Actual Result at Year End vs. Proposed Budget [G / E - 1] (H)
		BUDGET SUMMARY BUDGET SUMMARY FOR YEAR ENDING 2014 AND 2015 PROPOSED							
	2013	2014 BUDGET						2015 BUDGET	
BEGINNING FUND BALANCE:	**$ 165,702**	**$ (896,257)**	**$ (896,257)**	**$ (896,257)**	**$ (896,257)**	**$ (896,257)**	**0%**	**$ (833,757)**	**-7%**
REVENUES:									
INTERGOVERNMENTAL	385,044	389,000	389,000	178,350	236,150	414,500	7%	414,500	0%
FINES	774,481	955,000	955,000	367,819	367,181	735,000	-23%	735,000	0%
MISCELLANEOUS	6,304	500	500	-	-	-	-100%	-	-
OTHER FINANCING SOURCES (TRANSFERS IN)	575,000	280,000	280,000	-	644,000	644,000	130%	667,500	4%
GRAND TOTAL REVENUES & OTHER FINANCING SOURCES	**1,740,829**	**1,624,500**	**1,624,500**	**546,169**	**1,247,331**	**1,793,500**	**10%**	**1,817,000**	**1%**
EXPENDITURES:									
PERSONNEL	999,010	1,076,500	1,076,500	557,875	491,125	1,049,000	-3%	1,140,000	9%
GENERAL OPERATING EXPENDITURES	1,590,705	526,500	526,500	212,680	308,820	521,500	-1%	524,000	0%
CAPITAL OUTLAY	129,574	77,000	77,000	28,413	48,587	77,000	0%	77,000	0%
OTHER FINANCING USES (TRANSFERS OUT)	83,500	83,500	83,500	48,708	34,792	83,500	0%	13,500	-84%
GRAND TOTAL EXPENDITURES & OTHER FINANCING USES	**2,802,789**	**1,763,500**	**1,763,500**	**847,677**	**883,323**	**1,731,000**	**-2%**	**1,754,500**	**1%**
EXCESS (DEFICIENCY) OF CURRENT REVENUES OVER EXPENDITURES	**(1,061,959)**	**(139,000)**	**(139,000)**	**(301,508)**	**364,008**	**62,500**	**-145%**	**62,500**	**0%**
ENDING FUND BALANCE:	**$ (896,257)**	**$ (1,035,257)**	**$ (1,035,257)**	**$ (1,197,765)**	**$ (532,250)**	**$ (833,757)**	**-19%**	**$ (771,257)**	**-7%**

CRIMINAL COURT (09)
REVENUE BUDGET

Account Number	Description	2013 Actual	BUDGET LINE ITEM BUDGET FOR YEAR ENDING 2014 AND 2015 PROPOSED: 2014 BUDGET (A) 2014 Original Adopted Budget	(B) 2014 Last Amended Budget as of July 31, 2014	(C) Actual Year-to-Date as of: July 31, 2014	(D) Estimated Remaining for Year 2014	(E) Projected Actual Result at Year End 2014 (Final Amended Budget)	(F) % Change Last Amended Budget vs. Projected Actual Result at Year End(Final Amended Budget [E / B - 1]	2015 BUDGET (G) 2015 Proposed Budget	(H) % Change Projected Actual Result at Year End vs. Proposed Budget [G / E - 1]
REVENUES:										
INTERGOVERNMENTAL:										
09.033.3086	MISCELL.REV.REIMB.SAL.ETC	$ 385,044	$ 389,000	$ 389,000	$ 178,350	$ 236,150	$ 414,500	7%	$ 414,500	0%
TOTAL INTERGOVERNMENTAL		**385,044**	**389,000**	**389,000**	**178,350**	**236,150**	**414,500**	**7%**	**414,500**	**0%**
FINES:										
09.034.3062	BOND FORFEITURES	768,879	950,000	950,000	366,423	363,577	730,000	-23%	730,000	0%
09.034.3063	PROCEED-DRUG SEIZED PROPERTY	5,602	5,000	5,000	1,396	3,604	5,000	0%	5,000	0%
TOTAL FINES		**774,481**	**955,000**	**955,000**	**367,819**	**367,181**	**735,000**	**-23%**	**735,000**	**0%**
MISCELLANEOUS:										
09.035.3081	INTEREST EARNINGS	(20)	500	500	-	-	-	-100%	-	-
09.035.3086	MISCELLANEOUS REVENUES	6,324	-	-	-	-	-	-	-	-
TOTAL MISCELLANEOUS		**6,304**	**500**	**500**	**-**	**-**	**-**	**-100%**	**-**	**-**
OTHER FINANCING SOURCES (TRANSFERS IN):										
09.095.9502	TRANSFER IN GENERAL FUND	375,000	250,000	250,000	-	394,000	394,000	58%	497,500	26%
09.095.9542	TRANSFER IN LAW OFFICE COURT	200,000	30,000	30,000	-	250,000	250,000	733%	170,000	-32%
TOTAL OTHER FINANCING SOURCES		**575,000**	**280,000**	**280,000**	**-**	**644,000**	**644,000**	**130%**	**667,500**	**4%**
GRAND TOTAL REVENUES & OTHER FINANCING SOURCES		**$ 1,740,829**	**$ 1,624,500**	**$ 1,624,500**	**$ 546,169**	**$ 1,247,331**	**$ 1,793,500**	**10%**	**$ 1,817,000**	**1%**

CRIMINAL COURT (09)
EXPENDITURE BUDGET

Account Number	Description	2013 Actual	2014 Original Adopted Budget (A)	2014 Last Amended Budget as of July 31, 2014 (B)	Actual Year-to-Date as of: July 31, 2014 (C)	Estimated Remaining for Year 2014 (D)	Projected Actual Result at Year End 2014 (Final Amended Budget) (E)	% Change Last Amended Budget vs. Projected Actual Result at Year End(Final Amended Budget [E / B - 1] (F)	2015 Proposed Budget (G)	% Change Projected Actual Result at Year End vs. Proposed Budget [G / E - 1] (H)
			BUDGET LINE ITEM BUDGET FOR YEAR ENDING 2014 AND 2015 PROPOSED							
		2013	2014 BUDGET						2015 BUDGET	
EXPENDITURES:										
PERSONNEL:										
09.047.4002	SALARY	$ 23,487	$ -	$ -	$ -	$ -	$ -	-	$ -	-
09.047.4003	SALARY	713,164	790,000	790,000	430,720	359,280	790,000	0%	841,500	7%
09.047.4004	CONTRACT LABOR-TRANSCRIPT	56,059	50,000	50,000	13,695	36,305	50,000	0%	55,000	10%
09.047.4005	FICA TAX - EXPENSE	54,294	60,500	60,500	31,868	28,632	60,500	0%	64,500	7%
09.047.4007	RETIREMENT	57,876	73,000	73,000	31,495	28,505	60,000	-18%	76,000	27%
09.047.4008	HEALTH INSURANCE	82,980	92,000	92,000	45,214	34,786	80,000	-13%	93,500	17%
09.047.4009	HEALTH SAVINGS ACCT. EXPENSE	10,150	10,000	10,000	4,300	3,200	7,500	-25%	8,500	13%
09.047.4053	WORKMEN'S COMPENSATION INS.	1,000	1,000	1,000	583	417	1,000	0%	1,000	0%
TOTAL PERSONNEL		**999,010**	**1,076,500**	**1,076,500**	**557,875**	**491,125**	**1,049,000**	**-3%**	**1,140,000**	**9%**
GENERAL OPERATING EXPENDITURES:										
09.043.4096	DA'S COMM. & DED TAX COLL	68,608	80,000	80,000	38,619	41,381	80,000	0%	80,000	0%
09.047.4024	TELEPHONE	39,189	47,000	47,000	24,735	17,265	42,000	-11%	42,000	0%
09.047.4025	BUILDING RENTALS	4,800	5,000	5,000	3,200	1,800	5,000	0%	5,000	0%
09.047.4042	LEGAL SERVICES	65,326	55,000	55,000	26,936	28,064	55,000	0%	55,000	0%
09.047.4046	PROFESSIONAL SERVICES	77,300	65,000	65,000	33,803	31,197	65,000	0%	65,000	0%
09.047.4050	FIRE,CASUALTY & GEN LIAB INS	13,000	13,000	13,000	7,583	5,417	13,000	0%	15,500	19%
09.047.4060	OFFICE SUPPLIES	27,483	20,000	20,000	10,870	9,130	20,000	0%	20,000	0%
09.047.4075	TRANSPORTATION & MILEAGE	158	500	500	5	495	500	0%	500	0%
09.047.4076	JURY EXPENSES	4,570	10,000	10,000	4,513	5,487	10,000	0%	10,000	0%
09.047.4083	PROSECUTORIAL EXPENSES	14,908	100,000	100,000	(774)	100,774	100,000	0%	100,000	0%
09.047.4099	MISCELLANEOUS EXPENSE	1,182,757	5,000	5,000	570	4,430	5,000	0%	5,000	0%
09.047.4113	GENERAL LITIGATION	24,000	24,000	24,000	24,000	-	24,000	0%	24,000	0%
09.047.4117	MISC SERV-D.A. OFFICE	-	22,000	22,000	-	22,000	22,000	0%	22,000	0%
09.051.4096	SHERIFF COMM. & DED TAX COLL	68,608	80,000	80,000	38,619	41,381	80,000	0%	80,000	0%
TOTAL GENERAL OPERATING EXPENDITURES		**1,590,705**	**526,500**	**526,500**	**212,680**	**308,820**	**521,500**	**-1%**	**524,000**	**0%**

CRIMINAL COURT (09)
EXPENDITURE BUDGET

Account Number	Description	2013 Actual	BUDGET LINE ITEM BUDGET FOR YEAR ENDING 2014 AND 2015 PROPOSED: 2014 BUDGET (A) 2014 Original Adopted Budget	(B) 2014 Last Amended Budget as of July 31, 2014	(C) Actual Year-to-Date as of: July 31, 2014	(D) Estimated Remaining for Year 2014	(E) Projected Actual Result at Year End 2014 (Final Amended Budget)	(F) % Change Last Amended Budget vs. Projected Actual Result at Year End(Final Amended Budget [E / B - 1]	2015 BUDGET (G) 2015 Proposed Budget	(H) % Change Projected Actual Result at Year End vs. Proposed Budget [G / E - 1]
CAPITAL OUTLAY:										
09.047.4087	ACQUISITIONS-VEHICLE & EQUIP	129,574	77,000	77,000	28,413	48,587	77,000	0%	77,000	0%
TOTAL CAPITAL OUTLAY		**129,574**	**77,000**	**77,000**	**28,413**	**48,587**	**77,000**	**0%**	**77,000**	**0%**
OTHER FINANCING USES (TRANSFERS OUT):										
09.090.9059	TRANS OUT FINS PROGRAM	83,500	83,500	83,500	48,708	34,792	83,500	0%	13,500	-84%
TOTAL OTHER FINANCING USES		**83,500**	**83,500**	**83,500**	**48,708**	**34,792**	**83,500**	**0%**	**13,500**	**-84%**
GRAND TOTAL EXPENDITURES & OTHER FINANCING USES		**$ 2,802,789**	**$ 1,763,500**	**$ 1,763,500**	**$ 847,677**	**$ 883,323**	**$ 1,731,000**	**-2%**	**$ 1,754,500**	**1%**

HEALTH UNIT (10)
BUDGET SUMMARY

Description	2013 Actual	2014 Original Adopted Budget (A)	2014 Last Amended Budget as of July 31, 2014 (B)	Actual Year-to-Date as of: July 31, 2014 (C)	Estimated Remaining for Year 2014 (D)	Projected Actual Result at Year End 2014 (Final Amended Budget) (E)	% Change Last Amended Budget vs. Projected Actual Result at Year End(Final Amended Budget [E / B - 1] (F)	2015 Proposed Budget (G)	% Change Projected Actual Result at Year End vs. Proposed Budget [G / E - 1] (H)
		BUDGET SUMMARY BUDGET SUMMARY FOR YEAR ENDING 2014 AND 2015 PROPOSED							
	2013	2014 BUDGET						2015 BUDGET	
BEGINNING FUND BALANCE:	**$ 2,661,933**	**$ 3,096,609**	**$ 3,096,609**	**$ 3,096,609**	**$ 3,096,609**	**$ 3,096,609**	**0%**	**$ 3,216,309**	**4%**
REVENUES:									
TAXES	2,063,627	1,903,500	1,903,500	1,455,923	615,077	2,071,000	9%	2,071,000	0%
INTERGOVERNMENTAL	665,753	605,000	605,000	315,146	279,854	595,000	-2%	595,000	0%
MISCELLANEOUS	101,191	75,000	75,000	54,304	39,696	94,000	25%	92,500	-2%
GRAND TOTAL REVENUES & OTHER FINANCING SOURCES	**2,830,571**	**2,583,500**	**2,583,500**	**1,825,373**	**934,627**	**2,760,000**	**7%**	**2,758,500**	**0%**
EXPENDITURES:									
PERSONNEL	1,523,154	1,819,500	1,819,500	833,411	796,589	1,630,000	-10%	1,765,000	8%
GENERAL OPERATING EXPENDITURES	736,995	904,800	907,800	463,083	509,217	972,300	7%	987,500	2%
CAPITAL OUTLAY	38,247	38,000	38,000	32,320	5,680	38,000	0%	100,500	164%
OTHER FINANCING USES (TRANSFERS OUT)	97,500	-	-	-	-	-	-	-	-
GRAND TOTAL EXPENDITURES & OTHER FINANCING USES	**2,395,895**	**2,762,300**	**2,765,300**	**1,328,814**	**1,311,486**	**2,640,300**	**-5%**	**2,853,000**	**0%**
EXCESS (DEFICIENCY) OF CURRENT REVENUES OVER EXPENDITURES	**434,676**	**(178,800)**	**(181,800)**	**496,559**	**(376,859)**	**119,700**	**-166%**	**(94,500)**	**-179%**
ENDING FUND BALANCE:	**$ 3,096,609**	**$ 2,917,809**	**$ 2,914,809**	**$ 3,593,168**	**$ 2,719,750**	**$ 3,216,309**	**10%**	**$ 3,121,809**	**-3%**

HEALTH UNIT(10)
REVENUE BUDGET

Account Number	Description	2013 Actual	BUDGET LINE ITEM BUDGET FOR YEAR ENDING 2014 AND 2015 PROPOSED: 2014 BUDGET (A) 2014 Original Adopted Budget	(B) 2014 Last Amended Budget as of July 31, 2014	(C) Actual Year-to-Date as of: July 31, 2014	(D) Estimated Remaining for Year 2014	(E) Projected Actual Result at Year End 2014 (Final Amended Budget)	(F) % Change Last Amended Budget vs. Projected Actual Result at Year End(Final Amended Budget [E / B - 1]	2015 BUDGET (G) 2015 Proposed Budget	(H) % Change Projected Actual Result at Year End vs. Proposed Budget [G / E - 1]
REVENUES:										
TAXES:										
10.031.3001	AD VALOREM TAXES	$ 2,063,627	$ 1,903,500	$ 1,903,500	$ 1,455,923	$ 615,077	$ 2,071,000	9%	$ 2,071,000	0%
TOTAL TAXES		**2,063,627**	**1,903,500**	**1,903,500**	**1,455,923**	**615,077**	**2,071,000**	**9%**	**2,071,000**	**0%**
INTERGOVERNMENTAL:										
10.033.3042	STATE REVENUE SHARING	101,446	110,000	110,000	64,167	35,833	100,000	-9%	100,000	0%
10.033.3059	REIMB.-WIC PROGRAM	426,948	350,000	350,000	178,482	171,518	350,000	0%	350,000	0%
10.033.3086	MISCELLANEOUS REVENUES - DHH	64,659	45,000	45,000	23,547	26,453	50,000	11%	50,000	0%
10.033.3186	MISC.REVENUES-ANIMAL SHELTER	72,700	100,000	100,000	48,950	46,050	95,000	-5%	95,000	0%
TOTAL INTERGOVERNMENTAL		**665,753**	**605,000**	**605,000**	**315,146**	**279,854**	**595,000**	**-2%**	**595,000**	**0%**
MISCELLANEOUS:										
10.035.3066	ANIMAL TAG REVENUE	54,714	40,000	40,000	22,957	22,043	45,000	13%	45,000	0%
10.035.3081	INTEREST EARNINGS	5,553	2,000	2,000	-	5,000	5,000	150%	5,000	0%
10.035.3082	RENTAL FEES	1,120	1,000	1,000	820	180	1,000	0%	1,000	0%
10.035.3084	PROCEEDS-SALES OF PROPERTY	-	-	-	4,800	(300)	4,500	0%	4,500	0%
10.035.3086	MISCELLANEOUS REVENUES	2,329	2,000	2,000	4,330	1,670	6,000	200%	4,500	-25%
10.035.3186	MISC. REVENUES - ANIMAL SHLT	37,476	30,000	30,000	21,397	11,103	32,500	8%	32,500	0%
TOTAL MISCELLANEOUS		**101,191**	**75,000**	**75,000**	**54,304**	**39,696**	**94,000**	**25%**	**92,500**	**-2%**
GRAND TOTAL REVENUES & OTHER FINANCING SOURCES		**$ 2,830,571**	**$ 2,583,500**	**$ 2,583,500**	**$ 1,825,373**	**$ 934,627**	**$ 2,760,000**	**7%**	**$ 2,758,500**	**0%**

HEALTH UNIT(10.071)
EXPENDITURE BUDGET

Account Number	Description	2013 Actual	BUDGET LINE ITEM BUDGET FOR YEAR ENDING 2014 AND 2015 PROPOSED: 2014 BUDGET (A) 2014 Original Adopted Budget	(B) 2014 Last Amended Budget as of July 31, 2014	(C) Actual Year-to-Date as of: July 31, 2014	(D) Estimated Remaining for Year 2014	(E) Projected Actual Result at Year End 2014 (Final Amended Budget)	(F) % Change Last Amended Budget vs. Projected Actual Result at Year End(Final Amended Budget [E / B - 1]	2015 BUDGET (G) 2015 Proposed Budget	(H) % Change Projected Actual Result at Year End vs. Proposed Budget [G / E - 1]
EXPENDITURES:										
PERSONNEL:										
10.071.4002	SALARY	$ 349,545	$ 422,000	$ 422,000	$ 180,805	$ 144,195	$ 325,000	-23%	$ 377,500	16%
10.071.4003	SALARY	293,131	318,000	318,000	144,943	173,057	318,000	0%	329,000	3%
10.071.4005	FICA TAX - EXPENSE	47,802	56,500	56,500	24,138	19,862	44,000	-22%	54,500	24%
10.071.4007	RETIREMENT	59,233	68,500	68,500	29,879	22,121	52,000	-24%	64,000	23%
10.071.4008	HEALTH INSURANCE	47,462	49,500	49,500	24,967	20,033	45,000	-9%	56,000	24%
10.071.4009	HEALTH SAVINGS ACCT. EXPENSE	5,400	6,000	6,000	2,650	2,350	5,000	-17%	5,000	0%
10.071.4053	WORKMEN'S COMPENSATION INS.	1,500	1,500	1,500	875	625	1,500	0%	2,000	33%
TOTAL PERSONNEL		**804,073**	**922,000**	**922,000**	**408,257**	**382,243**	**790,500**	**-14%**	**888,000**	**12%**

HEALTH UNIT(10.071)
EXPENDITURE BUDGET

Account Number	Description	2013 Actual	2014 Original Adopted Budget (A)	2014 Last Amended Budget as of July 31, 2014 (B)	Actual Year-to-Date as of: July 31, 2014 (C)	Estimated Remaining for Year 2014 (D)	Projected Actual Result at Year End 2014 (Final Amended Budget) (E)	% Change Last Amended Budget vs. Projected Actual Result at Year End(Final Amended Budget [E / B - 1] (F)	2015 Proposed Budget (G)	% Change Projected Actual Result at Year End vs. Proposed Budget [G / E - 1] (H)
			BUDGET LINE ITEM BUDGET FOR YEAR ENDING 2014 AND 2015 PROPOSED							
		2013	2014 BUDGET						2015 BUDGET	
GENERAL OPERATING EXPENDITURES:										
10.071.4000	ADMINISTRATIVE FEE	-	103,300	103,300	60,258	43,042	103,300	0%	110,000	6%
10.071.4020	UTILITIES	28,010	31,000	31,000	12,749	14,751	27,500	-11%	28,000	2%
10.071.4024	TELEPHONE	32,868	20,000	20,000	13,147	10,853	24,000	20%	24,000	0%
10.071.4026	EQUIPMENT RENTALS	6,092	10,000	10,000	2,538	3,462	6,000	-40%	6,000	0%
10.071.4027	MISCELLANEOUS RENTALS	(0)	-	-	-	-	-	-	-	-
10.071.4028	LEASE PAYMENTS	18,297	17,000	17,000	12,544	9,456	22,000	29%	20,000	-9%
10.071.4031	MAINTENANCE - BUILD/GROUNDS	(53)	-	-	-	-	-	-	-	-
10.071.4035	MAINT-FURN.,OFF.MACH.,EQUIP	160	1,000	1,000	-	500	500	-50%	500	0%
10.071.4038	FLEET MANAGEMENT FEE	21,500	21,500	21,500	12,542	8,958	21,500	0%	30,500	42%
10.071.4039	MAINTENANCE FUND FEE	144,500	144,500	144,500	84,292	60,208	144,500	0%	206,500	43%
10.071.4046	PROFESSIONAL SERVICES	21,423	65,000	65,000	19,090	20,910	40,000	-38%	46,500	16%
10.071.4049	DUES & SUBSCRIPTION	-	500	500	-	500	500	0%	500	0%
10.071.4050	FIRE,CASUALTY & GEN LIAB INS	21,500	21,500	21,500	12,542	8,958	21,500	0%	23,000	7%
10.071.4052	VEHICLE & EQUIPMENT INS.	4,000	4,000	4,000	2,333	1,667	4,000	0%	4,000	0%
10.071.4054	PROFESSIONAL LIABILITY INS.	17,484	18,000	18,000	17,484	516	18,000	0%	18,000	0%
10.071.4060	OFFICE SUPPLIES	8,087	10,000	10,000	3,949	6,051	10,000	0%	10,000	0%
10.071.4061	OPERATING SUPPLIES	5,197	7,000	7,000	2,354	4,646	7,000	0%	7,000	0%
10.071.4062	MEDICAL SUPPLIES	12,979	10,000	10,000	5,402	6,598	12,000	20%	10,000	-17%
10.071.4074	TRAVEL/TRAINING	3,095	7,000	7,000	110	6,890	7,000	0%	7,000	0%
10.071.4078	APPROPRIATIONS & GRANTS	50,000	-	-	-	75,000	75,000	0%	-	-100%
10.071.4098	CONTR.RETIRE SYS DED TAX COL	68,671	60,000	60,000	35,000	35,000	70,000	17%	70,000	0%
10.071.4099	MISCELLANEOUS EXPENSE	1,114	5,000	5,000	458	4,542	5,000	0%	5,000	0%
TOTAL GENERAL OPERATING EXPENDITURES		**464,924**	**556,300**	**556,300**	**296,790**	**322,510**	**619,300**	**11%**	**626,500**	**1%**

HEALTH UNIT(10.071)
EXPENDITURE BUDGET

Account Number	Description	2013 Actual	BUDGET LINE ITEM BUDGET FOR YEAR ENDING 2014 AND 2015 PROPOSED: 2014 BUDGET (A) 2014 Original Adopted Budget	(B) 2014 Last Amended Budget as of July 31, 2014	(C) Actual Year-to-Date as of: July 31, 2014	(D) Estimated Remaining for Year 2014	(E) Projected Actual Result at Year End 2014 (Final Amended Budget)	(F) % Change Last Amended Budget vs. Projected Actual Result at Year End(Final Amended Budget [E / B - 1]	2015 BUDGET (G) 2015 Proposed Budget	(H) % Change Projected Actual Result at Year End vs. Proposed Budget [G / E - 1]
CAPITAL OUTLAY:										
10.071.4087	ACQUISITIONS-VEHICLE & EQUIP	-	1,500	1,500	-	1,500	1,500	0%	48,500	3133%
TOTAL CAPITAL OUTLAY		**-**	**1,500**	**1,500**	**-**	**1,500**	**1,500**	**0%**	**48,500**	**3133%**
OTHER FINANCING USES (TRANSFERS OUT):										
10.090.9002	TRANSFER OUT GENERAL FUND	97,500	-	-	-	-	-	-	-	-
TOTAL OTHER FINANCING USES		**97,500**	**-**	**-**	**-**	**-**	**-**	**-**	**-**	**-**
GRAND TOTAL EXPENDITURES & OTHER FINANCING USES		**$ 1,366,497**	**$ 1,479,800**	**$ 1,479,800**	**$ 705,047**	**$ 706,253**	**$ 1,411,300**	**-5%**	**$ 1,563,000**	**11%**

HEALTH UNIT-ANIMAL SHELTER (10.072)
EXPENDITURE BUDGET

Account Number	Description	2013 Actual	BUDGET LINE ITEM BUDGET FOR YEAR ENDING 2014 AND 2015 PROPOSED: 2014 BUDGET (A) 2014 Original Adopted Budget	(B) 2014 Last Amended Budget as of July 31, 2014	(C) Actual Year-to-Date as of: July 31, 2014	(D) Estimated Remaining for Year 2014	(E) Projected Actual Result at Year End 2014 (Final Amended Budget)	(F) % Change Last Amended Budget vs. Projected Actual Result at Year End(Final Amended Budget [E / B - 1]	2015 BUDGET (G) 2015 Proposed Budget	(H) % Change Projected Actual Result at Year End vs. Proposed Budget [G / E - 1]
EXPENDITURES: (10.072)										
PERSONNEL:										
10.072.4002	SALARY	$ 68,318	$ 71,000	$ 71,000	$ 38,182	$ 32,818	$ 71,000	0%	$ 75,500	6%
10.072.4003	SALARY	114,745	147,000	147,000	71,131	58,869	130,000	-12%	140,000	8%
10.072.4005	FICA TAX - EXPENSE	12,936	17,000	17,000	7,610	9,390	17,000	0%	16,500	-3%
10.072.4006	EMPLOYMENT TAX EXPENSE	-	3,000	3,000	-	3,000	3,000	0%	-	-100%
10.072.4007	RETIREMENT	18,258	20,000	20,000	10,111	9,889	20,000	0%	19,500	-3%
10.072.4008	HEALTH,LIFE,DENTAL INSURANCE	36,317	47,000	47,000	27,239	19,761	47,000	0%	52,500	12%
10.072.4009	HEALTH SAVINGS ACCT. EXPENSE	6,290	7,000	7,000	3,780	3,220	7,000	0%	6,500	-7%
10.072.4053	WORKMEN'S COMPENSATION INS.	1,500	1,500	1,500	875	625	1,500	0%	2,000	33%
TOTAL PERSONNEL		**258,363**	**313,500**	**313,500**	**158,928**	**137,572**	**296,500**	**-5%**	**312,500**	**5%**

HEALTH UNIT-ANIMAL SHELTER (10.072)
EXPENDITURE BUDGET

			BUDGET LINE ITEM BUDGET FOR YEAR ENDING 2014 AND 2015 PROPOSED							
		2013	2014 BUDGET						2015 BUDGET	
			(A)	(B)	(C)	(D)	(E)	(F)	(G)	(H)
Account Number	Description	2013 Actual	2014 Original Adopted Budget	2014 Last Amended Budget as of July 31, 2014	Actual Year-to-Date as of: July 31, 2014	Estimated Remaining for Year 2014	Projected Actual Result at Year End 2014 (Final Amended Budget)	% Change Last Amended Budget vs. Projected Actual Result at Year End(Final Amended Budget [E / B - 1]	2015 Proposed Budget	% Change Projected Actual Result at Year End vs. Proposed Budget [G / E - 1]
GENERAL OPERATING EXPENDITURES:										
10.072.4020	UTILITIES	7,491	9,500	9,500	4,528	5,472	10,000	5%	10,000	0%
10.072.4024	TELEPHONE	5,235	6,000	6,000	3,869	2,631	6,500	8%	6,500	0%
10.072.4026	EQUIPMENT RENTALS	2,437	3,000	3,000	1,219	1,781	3,000	0%	3,000	0%
10.072.4027	MISCELLANEOUS RENTALS	245	1,000	1,000	78	422	500	-50%	500	0%
10.072.4028	LEASE PAYMENTS	3,730	4,000	4,000	2,176	1,824	4,000	0%	3,000	-25%
10.072.4038	FLEET MANAGEMENT FEE	15,500	15,500	15,500	9,042	6,458	15,500	0%	19,500	26%
10.072.4039	MAINTENANCE FUND FEE	22,500	22,500	22,500	13,125	9,375	22,500	0%	40,000	78%
10.072.4046	PROFESSIONAL SERVICES	7,452	12,500	12,500	4,212	8,288	12,500	0%	12,500	0%
10.072.4049	DUES & SUBSCRIPTION	298	500	500	355	145	500	0%	500	0%
10.072.4050	FIRE,CASUALTY & GEN LIAB INS	6,000	6,000	6,000	3,500	2,500	6,000	0%	5,000	-17%
10.072.4052	VEHICLE & EQUIPMENT INS.	2,000	2,000	2,000	1,167	833	2,000	0%	500	-75%
10.072.4060	OFFICE SUPPLIES	2,417	4,500	4,500	1,144	3,356	4,500	0%	4,500	0%
10.072.4061	OPERATING SUPPLIES	13,338	20,000	20,000	11,727	8,273	20,000	0%	20,000	0%
10.072.4070	SMALL TOOLS & EQUIPMENT	930	1,000	1,000	1,585	415	2,000	100%	1,000	-50%
10.072.4074	TRAVEL/TRAINING	805	1,000	1,000	400	600	1,000	0%	1,000	0%
10.072.4099	MISCELLANEOUS EXPENSE	2,877	5,000	5,000	673	4,327	5,000	0%	5,000	0%
TOTAL GENERAL OPERATING EXPENDITURES		**93,254**	**114,000**	**114,000**	**58,798**	**56,702**	**115,500**	**1%**	**132,500**	**15%**

HEALTH UNIT-ANIMAL SHELTER (10.072)
EXPENDITURE BUDGET

			BUDGET LINE ITEM BUDGET FOR YEAR ENDING 2014 AND 2015 PROPOSED							
		2013	2014 BUDGET						2015 BUDGET	
			(A)	(B)	(C)	(D)	(E)	(F)	(G)	(H)
Account Number	Description	2013 Actual	2014 Original Adopted Budget	2014 Last Amended Budget as of July 31, 2014	Actual Year-to-Date as of: July 31, 2014	Estimated Remaining for Year 2014	Projected Actual Result at Year End 2014 (Final Amended Budget)	% Change Last Amended Budget vs. Projected Actual Result at Year End(Final Amended Budget [E / B - 1]	2015 Proposed Budget	% Change Projected Actual Result at Year End vs. Proposed Budget [G / E - 1]
CAPITAL OUTLAY:										
10.072.4087	ACQUISITIONS-VEHICLE & EQUIP	-	1,500	1,500	-	1,500	1,500	0%	24,000	1500%
TOTAL CAPITAL OUTLAY		**-**	**1,500**	**1,500**	**-**	**1,500**	**1,500**	**0%**	**24,000**	**1500%**
GRAND TOTAL EXPENDITURES & OTHER FINANCING USES		**$ 351,617**	**$ 429,000**	**$ 429,000**	**$ 217,726**	**$ 195,774**	**$ 413,500**	**-4%**	**$ 469,000**	**13%**

HEALTH UNIT-MOSQUITO CONTROL (10.073)
EXPENDITURE BUDGET

Account Number	Description	2013 Actual	BUDGET LINE ITEM BUDGET FOR YEAR ENDING 2014 AND 2015 PROPOSED: 2014 BUDGET (A) 2014 Original Adopted Budget	(B) 2014 Last Amended Budget as of July 31, 2014	(C) Actual Year-to-Date as of: July 31, 2014	(D) Estimated Remaining for Year 2014	(E) Projected Actual Result at Year End 2014 (Final Amended Budget)	(F) % Change Last Amended Budget vs. Projected Actual Result at Year End(Final Amended Budget [E / B - 1]	2015 BUDGET (G) 2015 Proposed Budget	(H) % Change Projected Actual Result at Year End vs. Proposed Budget [G / E - 1]
EXPENDITURES: (10.073)										
PERSONNEL:										
10.073.4002	SALARY	$ 150,070	$ 156,500	$ 156,500	$ 83,467	$ 73,033	$ 156,500	0%	$ 164,000	5%
10.073.4003	SALARY	201,095	253,500	253,500	114,568	138,932	253,500	0%	261,500	3%
10.073.4005	FICA TAX - EXPENSE	25,538	31,500	31,500	14,276	17,225	31,500	0%	33,000	5%
10.073.4006	EMPLOYMENT TAX EXPENSE	-	2,000	2,000	-	2,000	2,000	0%	-	-100%
10.073.4007	RETIREMENT	26,638	38,000	38,000	13,910	12,590	26,500	-30%	27,500	4%
10.073.4008	HEALTH,LIFE,DENTAL INSURANCE	41,777	86,500	86,500	30,322	26,678	57,000	-34%	58,500	3%
10.073.4009	HEALTH SAVINGS ACCT. EXPENSE	5,600	6,000	6,000	3,850	2,150	6,000	0%	7,000	17%
10.073.4053	WORKMEN'S COMPENSATION INS.	10,000	10,000	10,000	5,833	4,167	10,000	0%	13,000	30%
TOTAL PERSONNEL		**460,718**	**584,000**	**584,000**	**266,226**	**276,774**	**543,000**	**-7%**	**564,500**	**4%**

HEALTH UNIT-MOSQUITO CONTROL (10.073)
EXPENDITURE BUDGET

Account Number	Description	2013 Actual	BUDGET LINE ITEM BUDGET FOR YEAR ENDING 2014 AND 2015 PROPOSED							
		2013	2014 BUDGET						2015 BUDGET	
			(A)	(B)	(C)	(D)	(E)	(F)	(G)	(H)
			2014 Original Adopted Budget	2014 Last Amended Budget as of July 31, 2014	Actual Year-to-Date as of: July 31, 2014	Estimated Remaining for Year 2014	Projected Actual Result at Year End 2014 (Final Amended Budget)	% Change Last Amended Budget vs. Projected Actual Result at Year End(Final Amended Budget [E / B - 1]	2015 Proposed Budget	% Change Projected Actual Result at Year End vs. Proposed Budget [G / E - 1]
GENERAL OPERATING EXPENDITURES:										
10.073.4020	UTILITIES	1,943	3,000	3,000	1,650	1,850	3,500	17%	3,500	0%
10.073.4024	TELEPHONE	7,127	7,500	7,500	4,100	3,400	7,500	0%	7,500	0%
10.073.4026	EQUIPMENT RENTALS	2,700	3,500	3,500	1,350	2,150	3,500	0%	3,500	0%
10.073.4027	MISCELLANEOUS RENTALS	-	500	500	-	-	-	-100%	-	-
10.073.4028	LEASE PAYMENTS	8,997	9,000	9,000	5,248	3,752	9,000	0%	9,000	0%
10.073.4035	MAINT-FURN.,OFF.MACH.,EQUIP	222	-	-	-	-	-	-	-	-
10.073.4038	FLEET MANAGEMENT FEE	65,500	65,500	65,500	38,208	27,292	65,500	0%	53,000	-19%
10.073.4039	MAINTENANCE FUND FEE	17,000	17,000	17,000	9,917	7,083	17,000	0%	20,000	18%
10.073.4046	PROFESSIONAL SERVICES	-	-	3,000	-	3,000	3,000	0%	3,000	0%
10.073.4049	DUES & SUBSCRIPTION	540	500	500	130	370	500	0%	500	0%
10.073.4050	FIRE,CASUALTY & GEN LIAB INS	8,500	8,500	8,500	4,958	3,542	8,500	0%	9,000	6%
10.073.4052	VEHICLE & EQUIPMENT INS.	3,500	3,500	3,500	2,042	1,458	3,500	0%	3,500	0%
10.073.4060	OFFICE SUPPLIES	1,608	3,000	3,000	946	2,054	3,000	0%	3,000	0%
10.073.4061	OPERATING SUPPLIES	59,074	105,000	105,000	37,948	67,053	105,000	0%	105,000	0%
10.073.4074	TRAVEL/TRAINING	1,573	5,000	5,000	578	4,422	5,000	0%	5,000	0%
10.073.4099	MISCELLANEOUS EXPENSE	532	3,000	3,000	419	2,581	3,000	0%	3,000	0%
TOTAL GENERAL OPERATING EXPENDITURES		**178,817**	**234,500**	**237,500**	**107,494**	**130,006**	**237,500**	**0%**	**228,500**	**-4%**

HEALTH UNIT-MOSQUITO CONTROL (10.073)
EXPENDITURE BUDGET

Account Number	Description	2013 Actual	BUDGET LINE ITEM BUDGET FOR YEAR ENDING 2014 AND 2015 PROPOSED: 2014 BUDGET (A) 2014 Original Adopted Budget	(B) 2014 Last Amended Budget as of July 31, 2014	(C) Actual Year-to-Date as of: July 31, 2014	(D) Estimated Remaining for Year 2014	(E) Projected Actual Result at Year End 2014 (Final Amended Budget)	(F) % Change Last Amended Budget vs. Projected Actual Result at Year End(Final Amended Budget [E / B - 1]	2015 BUDGET (G) 2015 Proposed Budget	(H) % Change Projected Actual Result at Year End vs. Proposed Budget [G / E - 1]
CAPITAL OUTLAY:										
10.073.4087	ACQUISITIONS-VEHICLE & EQUIP	38,247	35,000	35,000	32,320	2,680	35,000	0%	28,000	-20%
TOTAL CAPITAL OUTLAY		**38,247**	**35,000**	**35,000**	**32,320**	**2,680**	**35,000**	**0%**	**28,000**	**-20%**
GRAND TOTAL EXPENDITURES & OTHER FINANCING USES		**$ 677,781**	**$ 853,500**	**$ 856,500**	**$ 406,040**	**$ 409,460**	**$ 815,500**	**-5%**	**$ 821,000**	**1%**

MENTAL HEALTH (11)
BUDGET SUMMARY

Description	2013 Actual	2014 Original Adopted Budget (A)	2014 Last Amended Budget as of July 31, 2014 (B)	Actual Year-to-Date as of: July 31, 2014 (C)	Estimated Remaining for Year 2014 (D)	Projected Actual Result at Year End 2014 (Final Amended Budget) (E)	% Change Last Amended Budget vs. Projected Actual Result at Year End(Final Amended Budget [E / B - 1] (F)	2015 Proposed Budget (G)	% Change Projected Actual Result at Year End vs. Proposed Budget [G / E - 1] (H)
		BUDGET SUMMARY BUDGET SUMMARY FOR YEAR ENDING 2014 AND 2015 PROPOSED							
	2013	2014 BUDGET						2015 BUDGET	
BEGINNING FUND BALANCE:	**$ 3,490,784**	**$ 4,022,098**	**$ 4,022,098**	**$ 4,022,098**	**$ 4,022,098**	**$ 4,022,098**	**0%**	**$ 4,148,098**	**3%**
REVENUES:									
TAXES	2,063,627	1,903,500	1,903,500	1,455,923	615,077	2,071,000	9%	2,071,000	0%
INTERGOVERNMENTAL	102,776	110,500	110,500	64,839	36,161	101,000	-9%	101,000	0%
MISCELLANEOUS	114,766	94,000	94,000	61,339	47,661	109,000	16%	109,000	0%
INTERGOVERNMENTAL GRANTS	8,433	42,500	42,500	-	-	-	-100%	-	-
GRAND TOTAL REVENUES & OTHER FINANCING SOURCES	**2,289,603**	**2,150,500**	**2,150,500**	**1,582,101**	**698,899**	**2,281,000**	**6%**	**2,281,000**	**0%**
EXPENDITURES:									
PERSONNEL	985,432	1,206,000	1,206,000	562,221	569,779	1,132,000	-6%	1,220,500	8%
GENERAL OPERATING EXPENDITURES	637,565	730,500	730,500	386,352	377,148	763,500	5%	792,500	4%
CAPITAL OUTLAY	2,292	14,500	14,500	9,000	500	9,500	-34%	6,500	-32%
OTHER FINANCING USES (TRANSFERS OUT)	133,000	250,000	250,000	250,000	-	250,000	0%	-	-100%
GRAND TOTAL EXPENDITURES & OTHER FINANCING USES	**1,758,288**	**2,201,000**	**2,201,000**	**1,207,573**	**947,427**	**2,155,000**	**-2%**	**2,019,500**	**-6%**
EXCESS (DEFICIENCY) OF CURRENT REVENUES OVER EXPENDITURES	**531,314**	**(50,500)**	**(50,500)**	**374,528**	**(248,528)**	**126,000**	**-350%**	**261,500**	**108%**
ENDING FUND BALANCE:	**$ 4,022,098**	**$ 3,971,598**	**$ 3,971,598**	**$ 4,396,626**	**$ 3,773,571**	**$ 4,148,098**	**4%**	**$ 4,409,598**	**6%**

MENTAL HEALTH (11)
REVENUE BUDGET

Account Number	Description	2013 Actual	2014 Original Adopted Budget (A)	2014 Last Amended Budget as of July 31, 2014 (B)	Actual Year-to-Date as of: July 31, 2014 (C)	Estimated Remaining for Year 2014 (D)	Projected Actual Result at Year End 2014 (Final Amended Budget) (E)	% Change Last Amended Budget vs. Projected Actual Result at Year End(Final Amended Budget [E / B - 1] (F)	2015 Proposed Budget (G)	% Change Projected Actual Result at Year End vs. Proposed Budget [G / E - 1] (H)
			BUDGET LINE ITEM BUDGET FOR YEAR ENDING 2014 AND 2015 PROPOSED							
		2013	2014 BUDGET						2015 BUDGET	
REVENUES:										
TAXES:										
11.031.3001	AD VALOREM TAXES	$ 2,063,627	$ 1,903,500	$ 1,903,500	$ 1,455,923	$ 615,077	$ 2,071,000	9%	$ 2,071,000	0%
TOTAL TAXES		**2,063,627**	**1,903,500**	**1,903,500**	**1,455,923**	**615,077**	**2,071,000**	**9%**	**2,071,000**	**0%**
INTERGOVERNMENTAL:										
11.033.3042	STATE REVENUE SHARING	101,446	110,000	110,000	64,167	35,833	100,000	-9%	100,000	0%
11.033.3086	MISCELLANEOUS REVENUES	1,330	500	500	672	328	1,000	100%	1,000	0%
TOTAL INTERGOVERNMENTAL		**102,776**	**110,500**	**110,500**	**64,839**	**36,161**	**101,000**	**-9%**	**101,000**	**0%**
MISCELLANEOUS:										
11.035.3081	INTEREST EARNINGS	9,621	4,000	4,000	-	9,000	9,000	125%	9,000	0%
11.035.3086	MISCELLANEOUS REVENUES	74,065	65,000	65,000	36,924	28,076	65,000	0%	65,000	0%
11.035.3186	MISCELLANEOUS REVENUES-PASAC	31,080	25,000	25,000	24,416	10,584	35,000	40%	35,000	0%
TOTAL MISCELLANEOUS		**114,766**	**94,000**	**94,000**	**61,339**	**47,661**	**109,000**	**16%**	**109,000**	**0%**
INTERGOVERNMENTAL GRANTS:										
11.037.3050	GRANTS-MH-LA CAP DISTRICT	8,433	42,500	42,500	-	-	-	-100%	-	-
TOTAL INTERGOVERNMENTAL GRANTS		**8,433**	**42,500**	**42,500**	**-**	**-**	**-**	**-100%**	**-**	**-**
GRAND TOTAL REVENUES & OTHER FINANCING SOURCES		**$ 2,289,603**	**$ 2,150,500**	**$ 2,150,500**	**$ 1,582,101**	**$ 698,899**	**$ 2,281,000**	**6%**	**$ 2,281,000**	**0%**

MENTAL HEALTH (11)
EXPENDITURE BUDGET

Account Number	Description	2013 Actual	BUDGET LINE ITEM BUDGET FOR YEAR ENDING 2014 AND 2015 PROPOSED 2014 BUDGET (A) 2014 Original Adopted Budget	(B) 2014 Last Amended Budget as of July 31, 2014	(C) Actual Year-to-Date as of: July 31, 2014	(D) Estimated Remaining for Year 2014	(E) Projected Actual Result at Year End 2014 (Final Amended Budget)	(F) % Change Last Amended Budget vs. Projected Actual Result at Year End(Final Amended Budget [E / B - 1]	2015 BUDGET (G) 2015 Proposed Budget	(H) % Change Projected Actual Result at Year End vs. Proposed Budget [G / E - 1]
EXPENDITURES:										
PERSONNEL:										
11.075.4002	SALARY	$ 571,862	$ 672,000	$ 672,000	$ 327,193	$ 344,807	$ 672,000	0%	$ 686,000	2%
11.075.4003	SALARY	176,461	197,500	197,500	105,424	92,076	197,500	0%	232,000	17%
11.075.4005	FICA TAX - EXPENSE	54,599	66,500	66,500	31,504	34,996	66,500	0%	70,500	6%
11.075.4006	EMPLOYMENT TAX EXPENSE	7,835	1,000	1,000	(2,624)	3,624	1,000	0%	-	-100%
11.075.4007	RETIREMENT	73,080	80,500	80,500	39,274	41,226	80,500	0%	83,000	3%
11.075.4008	HEALTH INSURANCE	88,346	174,000	174,000	54,566	45,434	100,000	-43%	135,000	35%
11.075.4009	HEALTH SAVINGS ACCT. EXPENSE	12,250	13,500	13,500	6,300	7,200	13,500	0%	13,000	-4%
11.075.4053	WORKMEN'S COMPENSATION INS.	1,000	1,000	1,000	583	417	1,000	0%	1,000	0%
TOTAL PERSONNEL		**985,432**	**1,206,000**	**1,206,000**	**562,221**	**569,779**	**1,132,000**	**-6%**	**1,220,500**	**8%**

MENTAL HEALTH (11)
EXPENDITURE BUDGET

			BUDGET LINE ITEM BUDGET FOR YEAR ENDING 2014 AND 2015 PROPOSED							
		2013	2014 BUDGET						2015 BUDGET	
			(A)	(B)	(C)	(D)	(E)	(F)	(G)	(H)
Account Number	Description	2013 Actual	2014 Original Adopted Budget	2014 Last Amended Budget as of July 31, 2014	Actual Year-to-Date as of: July 31, 2014	Estimated Remaining for Year 2014	Projected Actual Result at Year End 2014 (Final Amended Budget)	% Change Last Amended Budget vs. Projected Actual Result at Year End(Final Amended Budget [E / B - 1]	2015 Proposed Budget	% Change Projected Actual Result at Year End vs. Proposed Budget [G / E - 1]
GENERAL OPERATING EXPENDITURES:										
11.075.4000	ADMINISTRATIVE FEE	-	86,000	86,000	50,167	35,833	86,000	0%	91,000	6%
11.075.4015	PUBLICATION - LEGAL NOTICES	251	2,000	2,000	124	1,876	2,000	0%	2,000	0%
11.075.4020	UTILITIES	14,313	20,000	20,000	8,821	11,179	20,000	0%	20,000	0%
11.075.4024	TELEPHONE	12,289	15,000	15,000	6,348	8,652	15,000	0%	15,000	0%
11.075.4026	EQUIPMENT RENTALS	3,595	5,000	5,000	1,929	3,071	5,000	0%	5,000	0%
11.075.4031	MAINTENANCE - BUILD & GROUND	(33)	-	-	-	-	-	-	-	-
11.075.4039	MAINTENANCE FUND FEE	137,000	137,000	137,000	79,917	57,083	137,000	0%	132,000	-4%
11.075.4040	MEDICAL SERVICES	92,844	70,000	70,000	48,422	41,578	90,000	29%	90,000	0%
11.075.4046	PROFESSIONAL SERVICES	186,965	200,500	200,500	93,081	107,419	200,500	0%	228,000	14%
11.075.4049	DUES & SUBSCRIPTION	815	1,000	1,000	630	370	1,000	0%	1,000	0%
11.075.4050	FIRE,CASUALTY & GEN LIAB INS	22,000	22,000	22,000	12,833	9,167	22,000	0%	23,500	7%
11.075.4054	INSURANCE - OTHER	2,594	5,000	5,000	2,324	176	2,500	-50%	2,500	0%
11.075.4060	OFFICE SUPPLIES	19,073	24,000	24,000	6,422	13,578	20,000	-17%	20,000	0%
11.075.4061	OPERATING SUPPLIES	21,056	30,000	30,000	16,532	21,468	38,000	27%	38,000	0%
11.075.4074	TRAVEL/TRAINING	5,611	8,000	8,000	3,594	4,406	8,000	0%	8,000	0%
11.075.4078	APPROPRIATIONS & GRANTS	49,454	42,500	42,500	19,809	23,191	43,000	1%	43,000	0%
11.075.4098	CONTR.RETIRE SYS DED TAX COL	68,671	59,000	59,000	34,417	35,583	70,000	19%	70,000	0%
11.075.4099	MISCELLANEOUS EXPENSE	1,290	3,500	3,500	983	2,517	3,500	0%	3,500	0%
TOTAL GENERAL OPERATING EXPENDITURES		**637,790**	**730,500**	**730,500**	**386,352**	**377,148**	**763,500**	**5%**	**792,500**	**4%**

MENTAL HEALTH (11)
EXPENDITURE BUDGET

			BUDGET LINE ITEM BUDGET FOR YEAR ENDING 2014 AND 2015 PROPOSED							
		2013	2014 BUDGET						2015 BUDGET	
			(A)	(B)	(C)	(D)	(E)	(F)	(G)	(H)
Account Number	Description	2013 Actual	2014 Original Adopted Budget	2014 Last Amended Budget as of July 31, 2014	Actual Year-to-Date as of: July 31, 2014	Estimated Remaining for Year 2014	Projected Actual Result at Year End 2014 (Final Amended Budget)	% Change Last Amended Budget vs. Projected Actual Result at Year End(Final Amended Budget [E / B - 1]	2015 Proposed Budget	% Change Projected Actual Result at Year End vs. Proposed Budget [G / E - 1]
CAPITAL OUTLAY:										
11.075.4087	ACQUISITIONS-VEHICLE & EQUIP	2,292	14,500	14,500	9,000	500	9,500	-34%	6,500	-32%
TOTAL CAPITAL OUTLAY		**2,292**	**14,500**	**14,500**	**9,000**	**500**	**9,500**	**-34%**	**6,500**	**-32%**
OTHER FINANCING USES (TRANSFERS OUT):										
11.090.9002	TRANSFER OUT GENERAL FUND	83,000	-	-	-	-	-	-	-	-
11.090.9043	TRANS OUT OFFICE BLDG CONST.	50,000	250,000	250,000	250,000	-	250,000	0%	-	-100%
TOTAL OTHER FINANCING USES		**133,000**	**250,000**	**250,000**	**250,000**	**-**	**250,000**	**0%**	**-**	**-100%**
GRAND TOTAL EXPENDITURES & OTHER FINANCING USES		**$ 1,758,513**	**$ 2,201,000**	**$ 2,201,000**	**$ 1,207,573**	**$ 947,427**	**$ 2,155,000**	**-2%**	**$ 2,019,500**	**-6%**

MENTAL HEALTH (11.494)
EXPENDITURE BUDGET

			BUDGET LINE ITEM BUDGET FOR YEAR ENDING 2014 AND 2015 PROPOSED							
		2013	2014 BUDGET						2015 BUDGET	
			(A)	(B)	(C)	(D)	(E)	(F)	(G)	(H)
Account Number	Description	2013 Actual	2014 Original Adopted Budget	2014 Last Amended Budget as of July 31, 2014	Actual Year-to-Date as of: July 31, 2014	Estimated Remaining for Year 2014	Projected Actual Result at Year End 2014 (Final Amended Budget)	% Change Last Amended Budget vs. Projected Actual Result at Year End(Final Amended Budget [E / B - 1]	2015 Proposed Budget	% Change Projected Actual Result at Year End vs. Proposed Budget [G / E - 1]
EXPENDITURES: (11.494)										
GENERAL OPERATING EXPENDITURES:										
11.494.4289	GRANT-TREATMENT	$ (225)	$ -	$ -	$ -	$ -	$ -	-	$ -	-
TOTAL GENERAL OPERATING EXPENDITURES		**(225)**	-	-	-	-	-	-	-	-
GRAND TOTAL EXPENDITURES & OTHER FINANCING USES		**$ (225)**	**$ -**	**$ -**	**$ -**	**$ -**	**$ -**	**-**	**$ -**	**-**

FIRE DISTRICT #2 (12)
BUDGET SUMMARY

Description	2013 Actual	2014 Original Adopted Budget (A)	2014 Last Amended Budget as of July 31, 2014 (B)	Actual Year-to-Date as of: July 31, 2014 (C)	Estimated Remaining for Year 2014 (D)	Projected Actual Result at Year End 2014 (Final Amended Budget) (E)	% Change Last Amended Budget vs. Projected Actual Result at Year End(Final Amended Budget [E / B - 1] (F)	2015 Proposed Budget (G)	% Change Projected Actual Result at Year End vs. Proposed Budget [G / E - 1] (H)
		BUDGET SUMMARY BUDGET SUMMARY FOR YEAR ENDING 2014 AND 2015 PROPOSED							
	2013	2014 BUDGET						2015 BUDGET	
BEGINNING FUND BALANCE:	**$ 958,002**	**$ 1,196,026**	**$ 1,196,026**	**$ 1,196,026**	**$ 1,196,026**	**$ 1,196,026**	**0%**	**$ 1,339,426**	**12%**
REVENUES:									
INTERGOVERNMENTAL	10,891	10,500	10,500	10,978	(478)	10,500	0%	10,500	0%
MISCELLANEOUS	3,562	1,000	1,000	1,042	2,958	4,000	300%	3,000	-25%
OTHER FINANCING SOURCES (TRANSFERS IN)	497,730	429,000	429,000	255,391	212,609	468,000	9%	492,000	5%
GRAND TOTAL REVENUES & OTHER FINANCING SOURCES	**512,182**	**440,500**	**440,500**	**267,410**	**215,090**	**482,500**	**10%**	**505,500**	**5%**
EXPENDITURES:									
GENERAL OPERATING EXPENDITURES	260,659	277,100	277,400	145,868	128,232	274,100	-1%	281,000	3%
CAPITAL OUTLAY	-	15,000	15,000	-	65,000	65,000	333%	35,000	-46%
OTHER FINANCING USES (TRANSFERS OUT)	13,500	300,000	300,000	-	-	-	-100%	300,000	-
GRAND TOTAL EXPENDITURES & OTHER FINANCING USES	**274,159**	**592,100**	**592,400**	**145,868**	**193,232**	**339,100**	**-43%**	**616,000**	**82%**
EXCESS (DEFICIENCY) OF CURRENT REVENUES OVER EXPENDITURES	**238,024**	**(151,600)**	**(151,900)**	**121,542**	**21,858**	**143,400**	**-194%**	**(110,500)**	**-177%**
ENDING FUND BALANCE:	**$ 1,196,026**	**$ 1,044,426**	**$ 1,044,126**	**$ 1,317,568**	**$ 1,217,884**	**$ 1,339,426**	**28%**	**$ 1,228,926**	**-8%**

FIRE DISTRICT #2 (12)
REVENUE BUDGET

Account Number	Description	2013 Actual	2014 Original Adopted Budget (A)	2014 Last Amended Budget as of July 31, 2014 (B)	Actual Year-to-Date as of: July 31, 2014 (C)	Estimated Remaining for Year 2014 (D)	Projected Actual Result at Year End 2014 (Final Amended Budget) (E)	% Change Last Amended Budget vs. Projected Actual Result at Year End(Final Amended Budget [E / B - 1] (F)	2015 Proposed Budget (G)	% Change Projected Actual Result at Year End vs. Proposed Budget [G / E - 1] (H)
			BUDGET LINE ITEM BUDGET FOR YEAR ENDING 2014 AND 2015 PROPOSED							
		2013	2014 BUDGET						2015 BUDGET	
REVENUES:										
INTERGOVERNMENTAL:										
12.033.3047	FIRE INS.REBATE-STATE TREAS.	$ 10,891	$ 10,500	$ 10,500	$ 10,978	$ (478)	$ 10,500	0%	$ 10,500	0%
TOTAL INTERGOVERNMENTAL		**10,891**	**10,500**	**10,500**	**10,978**	**(478)**	**10,500**	**0%**	**10,500**	**0%**
MISCELLANEOUS:										
12.035.3081	INTEREST EARNINGS	3,562	1,000	1,000	-	3,000	3,000	200%	3,000	0%
12.035.3084	PROCEEDS-SALES OF PROPERTY	-	-	-	1,042	(42)	1,000	0%	-	-100%
TOTAL MISCELLANEOUS		**3,562**	**1,000**	**1,000**	**1,042**	**2,958**	**4,000**	**300%**	**3,000**	**-25%**
OTHER FINANCING SOURCES (TRANSFERS IN):										
12.095.9556	TRANSFER IN S & U DIST. #2	497,730	429,000	429,000	255,391	212,609	468,000	9%	492,000	5%
TOTAL OTHER FINANCING SOURCES		**497,730**	**429,000**	**429,000**	**255,391**	**212,609**	**468,000**	**9%**	**492,000**	**5%**
GRAND TOTAL REVENUES & OTHER FINANCING SOURCES		**$ 512,182**	**$ 440,500**	**$ 440,500**	**$ 267,410**	**$ 215,090**	**$ 482,500**	**10%**	**$ 505,500**	**5%**

FIRE DISTRICT #2 (12)
EXPENDITURE BUDGET

Account Number	Description	2013 Actual	2014 Original Adopted Budget (A)	2014 Last Amended Budget as of July 31, 2014 (B)	Actual Year-to-Date as of: July 31, 2014 (C)	Estimated Remaining for Year 2014 (D)	Projected Actual Result at Year End 2014 (Final Amended Budget) (E)	% Change Last Amended Budget vs. Projected Actual Result at Year End(Final Amended Budget [E / B - 1] (F)	2015 Proposed Budget (G)	% Change Projected Actual Result at Year End vs. Proposed Budget [G / E - 1] (H)
			BUDGET LINE ITEM BUDGET FOR YEAR ENDING 2014 AND 2015 PROPOSED							
		2013	2014 BUDGET						2015 BUDGET	
EXPENDITURES:										
GENERAL OPERATING EXPENDITURES:										
12.052.4000	ADMINISTRATIVE FEE	$ -	$ 17,600	$ 17,600	$ 10,267	$ 7,333	$ 17,600	0%	$ 20,000	14%
12.052.4020	UTILITIES	5,041	5,000	5,000	3,361	4,139	7,500	50%	8,000	7%
12.052.4026	EQUIPMENT RENTALS	-	1,500	1,500	-	1,500	1,500	0%	1,500	0%
12.052.4031	MAINTENANCE - BUILD & GROUND	4,873	3,000	3,000	1,877	3,123	5,000	67%	5,000	0%
12.052.4032	MAINT & SUPPLIES-VEH & EQUIP	6,593	12,000	12,000	4,652	7,349	12,000	0%	12,000	0%
12.052.4050	FIRE,CASUALTY & GEN LIAB INS	9,987	10,000	10,000	10,141	359	10,500	5%	10,500	0%
12.052.4052	VEHICLE & EQUIPMENT INS.	14,917	15,000	15,000	16,143	357	16,500	10%	16,500	0%
12.052.4061	OPERATING SUPPLIES	26,425	5,000	5,300	3,363	3,137	6,500	23%	6,500	0%
12.052.4078	APPROPRIATIONS & GRANTS	187,694	192,000	192,000	95,724	96,276	192,000	0%	196,000	2%
12.052.4091	MISCELLANEOUS-FIRE REBATE FD	-	11,000	11,000	-	-	-	-100%	-	-
12.052.4099	MISCELLANEOUS EXPENSE	5,129	5,000	5,000	342	4,658	5,000	0%	5,000	0%
TOTAL GENERAL OPERATING EXPENDITURES		**260,659**	**277,100**	**277,400**	**145,868**	**128,232**	**274,100**	**-1%**	**281,000**	**3%**
CAPITAL OUTLAY:										
12.052.4087	ACQUISITIONS-VEHICLE & EQUIP	-	10,000	10,000	-	60,000	60,000	500%	30,000	-50%
12.052.4090	MAJOR REPAIRS BUILDINGS	-	5,000	5,000	-	5,000	5,000	0%	5,000	0%
TOTAL CAPITAL OUTLAY		**-**	**15,000**	**15,000**	**-**	**65,000**	**65,000**	**333%**	**35,000**	**-46%**
OTHER FINANCING USES (TRANSFERS OUT):										
12.090.9002	TRANSFER OUT GENERAL FUND	13,500	-	-	-	-	-	-	-	-
12.090.9060	TRANSFER OUT FD#2 CONST FUND	-	300,000	300,000	-	-	-	-100%	300,000	-
TOTAL OTHER FINANCING USES		**13,500**	**300,000**	**300,000**	**-**	**-**	**-**	**-100%**	**300,000**	**-**
GRAND TOTAL EXPENDITURES & OTHER FINANCING USES		**$ 274,159**	**$ 592,100**	**$ 592,400**	**$ 145,868**	**$ 193,232**	**$ 339,100**	**-43%**	**$ 616,000**	**82%**

RECREATION FUND (13)
BUDGET SUMMARY

Description	2013 Actual	2014 Original Adopted Budget (A)	2014 Last Amended Budget as of July 31, 2014 (B)	Actual Year-to-Date as of: July 31, 2014 (C)	Estimated Remaining for Year 2014 (D)	Projected Actual Result at Year End 2014 (Final Amended Budget) (E)	% Change Last Amended Budget vs. Projected Actual Result at Year End(Final Amended Budget [E / B - 1] (F)	2015 Proposed Budget (G)	% Change Projected Actual Result at Year End vs. Proposed Budget [G / E - 1] (H)
		BUDGET SUMMARY BUDGET SUMMARY FOR YEAR ENDING 2014 AND 2015 PROPOSED							
	2013	2014 BUDGET						2015 BUDGET	
BEGINNING FUND BALANCE:	**$ 3,498,526**	**$ 4,942,472**	**$ 4,942,472**	**$ 4,942,472**	**$ 4,942,472**	**$ 4,942,472**	**0%**	**$ 4,616,972**	**-7%**
REVENUES:									
INTERGOVERNMENTAL	46,000	46,000	46,000	(444)	46,444	46,000	0%	46,000	0%
MISCELLANEOUS	381,637	163,500	163,500	99,376	66,124	165,500	1%	165,500	1%
INTERGOVERNMENTAL GRANTS	47,550	-	-	-	25,000	25,000	-	-	0%
OTHER FINANCING SOURCES (TRANSFERS IN)	3,257,136	2,009,500	2,009,500	1,211,833	1,055,667	2,267,500	13%	2,614,500	30%
GRAND TOTAL REVENUES & OTHER FINANCING SOURCES	**3,732,323**	**2,219,000**	**2,219,000**	**1,310,765**	**1,193,235**	**2,504,000**	**13%**	**2,826,000**	**13%**
EXPENDITURES:									
PERSONNEL	975,912	954,500	954,500	505,186	537,814	1,043,000	9%	1,069,500	3%
GENERAL OPERATING EXPENDITURES	621,810	999,000	999,000	375,792	616,708	992,500	-1%	966,000	-3%
CAPITAL OUTLAY	581,155	321,000	324,000	72,284	255,716	328,000	1%	353,000	8%
OTHER FINANCING USES (TRANSFERS OUT)	109,500	525,000	525,000	-	466,000	466,000	-11%	450,000	-3%
GRAND TOTAL EXPENDITURES & OTHER FINANCING USES	**2,288,377**	**2,799,500**	**2,802,500**	**953,262**	**1,876,238**	**2,829,500**	**1%**	**2,838,500**	**0%**
EXCESS (DEFICIENCY) OF CURRENT REVENUES OVER EXPENDITURES	**1,443,946**	**(580,500)**	**(583,500)**	**357,503**	**(683,003)**	**(325,500)**	**-44%**	**(12,500)**	**-96%**
ENDING FUND BALANCE:	**$ 4,942,472**	**$ 4,361,972**	**$ 4,358,972**	**$ 5,299,975**	**$ 4,259,469**	**$ 4,616,972**	**6%**	**$ 4,604,472**	**0%**

Explanation of Fund Balance change in excess of 10%: Change in Fund Balance is due to a deficieny of current revenues over expenditures. However , the projected ending fund balance for 2014 is in excess of 3 months of expenditures and is in compliance with Parish policies. Consequently, there are plans being developed to increase revenues in the Recreation Fund.

RECREATION FUND (13)
REVENUE BUDGET

Account Number	Description	2013 Actual	BUDGET LINE ITEM BUDGET FOR YEAR ENDING 2014 AND 2015 PROPOSED: 2014 BUDGET (A) 2014 Original Adopted Budget	(B) 2014 Last Amended Budget as of July 31, 2014	(C) Actual Year-to-Date as of: July 31, 2014	(D) Estimated Remaining for Year 2014	(E) Projected Actual Result at Year End 2014 (Final Amended Budget)	(F) % Change Last Amended Budget vs. Projected Actual Result at Year End(Final Amended Budget [E / B - 1]	2015 BUDGET (G) 2015 Proposed Budget	(H) % Change Projected Actual Result at Year End vs. Proposed Budget [G / E - 1]
REVENUES:										
INTERGOVERNMENTAL:										
13.033.3055	REIMBURSEMENT - FEMA	$ -	$ -	$ -	$ (444)	$ 444	$ -	0%	$ -	-
13.033.3086	MISCELLANEOUS REVENUES	46,000	46,000	46,000	-	46,000	46,000	0%	46,000	0%
TOTAL INTERGOVERNMENTAL		**46,000**	**46,000**	**46,000**	**(444)**	**46,444**	**46,000**	**0%**	**46,000**	**0%**
MISCELLANEOUS:										
13.035.3065	CONCESSION REVENUES	900	-	-	-	-	-	-	-	-
13.035.3081	INTEREST EARNINGS	14,032	2,500	2,500	-	13,500	13,500	440%	13,500	0%
13.035.3082	RENTAL FEES	113,397	100,000	100,000	93,376	6,624	100,000	0%	100,000	0%
13.035.3084	PROCEEDS-SALES OF PROPERTY	163,874	1,000	1,000	750	250	1,000	0%	1,000	0%
13.035.3086	MISCELLANEOUS REVENUES	4,324	5,000	5,000	-	1,000	1,000	-80%	1,000	0%
13.035.3087	REGISTRATION FEES	85,109	55,000	55,000	5,250	44,750	50,000	-9%	50,000	0%
TOTAL MISCELLANEOUS		**381,637**	**163,500**	**163,500**	**99,376**	**66,124**	**165,500**	**1%**	**165,500**	**0%**
INTERGOVERNMENTAL GRANTS:										
13.037.3050	GRANTS	22,550	-	-	-	25,000	25,000	-	-	-100%
13.037.3263	HB1 APPROPRIATION	25,000	-	-	-	-	-	-	-	-
TOTAL INTERGOVERNMENTAL GRANTS		**47,550**	**-**	**-**	**-**	**25,000**	**25,000**	**0%**	**-**	**-100%**
OTHER FINANCING SOURCES (TRANSFERS IN):										
13.095.9508	TRANSFER IN SALES & USE	3,257,136	1,777,500	1,777,500	1,211,833	1,055,667	2,267,500	28%	2,298,500	1%
13.095.9588	TRANSFER IN OAK GROVE CONSTR	-	232,000	232,000	-	-	-	-100%	316,000	-
TOTAL OTHER FINANCING SOURCES		**3,257,136**	**2,009,500**	**2,009,500**	**1,211,833**	**1,055,667**	**2,267,500**	**13%**	**2,614,500**	**15%**
GRAND TOTAL REVENUES & OTHER FINANCING SOURCES		**$ 3,732,323**	**$ 2,219,000**	**$ 2,219,000**	**$ 1,310,765**	**$ 1,193,235**	**$ 2,504,000**	**13%**	**$ 2,826,000**	**13%**

RECREATION FUND (13)
EXPENDITURE BUDGET

			BUDGET LINE ITEM BUDGET FOR YEAR ENDING 2014 AND 2015 PROPOSED							
		2013	2014 BUDGET						2015 BUDGET	
			(A)	(B)	(C)	(D)	(E)	(F)	(G)	(H)
Account Number	Description	2013 Actual	2014 Original Adopted Budget	2014 Last Amended Budget as of July 31, 2014	Actual Year-to-Date as of: July 31, 2014	Estimated Remaining for Year 2014	Projected Actual Result at Year End 2014 (Final Amended Budget)	% Change Last Amended Budget vs. Projected Actual Result at Year End(Final Amended Budget [E / B - 1]	2015 Proposed Budget	% Change Projected Actual Result at Year End vs. Proposed Budget [G / E - 1]
EXPENDITURES:										
PERSONNEL:										
13.080.4002	SALARY	$ 274,454	$ 204,000	$ 204,000	$ 129,715	$ 125,285	$ 255,000	25%	$ 263,500	3%
13.080.4003	SALARY	452,042	455,000	455,000	253,603	229,397	483,000	6%	540,000	12%
13.080.4004	CONTRACT LABOR	32,752	40,000	40,000	8,880	31,120	40,000	0%	10,000	-75%
13.080.4005	FICA TAX - EXPENSE	52,825	50,500	50,500	27,921	32,079	60,000	19%	61,500	2%
13.080.4006	EMPLOYMENT TAX EXPENSE	-	1,000	1,000	-	1,000	1,000	0%	-	-100%
13.080.4007	RETIREMENT	54,962	61,000	61,000	26,556	34,444	61,000	0%	63,500	4%
13.080.4008	HEALTH INSURANCE	88,278	121,500	121,500	47,743	73,757	121,500	0%	110,500	-9%
13.080.4009	HEALTH SAVINGS ACCT. EXPENSE	12,600	13,500	13,500	6,100	7,400	13,500	0%	13,000	-4%
13.080.4053	WORKMEN'S COMPENSATION INS.	8,000	8,000	8,000	4,667	3,333	8,000	0%	7,500	-6%
TOTAL PERSONNEL		**975,912**	**954,500**	**954,500**	**505,186**	**537,814**	**1,043,000**	**9%**	**1,069,500**	**3%**

RECREATION FUND (13)
EXPENDITURE BUDGET

Account Number	Description	2013 Actual	2014 Original Adopted Budget (A)	2014 Last Amended Budget as of July 31, 2014 (B)	Actual Year-to-Date as of: July 31, 2014 (C)	Estimated Remaining for Year 2014 (D)	Projected Actual Result at Year End 2014 (Final Amended Budget) (E)	% Change Last Amended Budget vs. Projected Actual Result at Year End(Final Amended Budget [E / B - 1] (F)	2015 Proposed Budget (G)	% Change Projected Actual Result at Year End vs. Proposed Budget [G / E - 1] (H)
		2013	BUDGET LINE ITEM BUDGET FOR YEAR ENDING 2014 AND 2015 PROPOSED							
			2014 BUDGET						2015 BUDGET	
GENERAL OPERATING EXPENDITURES:										
13.080.4000	ADMINISTRATIVE FEE	-	8,500	8,500	4,958	3,542	8,500	0%	6,500	-24%
13.080.4020	UTILITIES	134,841	150,000	150,000	64,853	85,147	150,000	0%	157,500	5%
13.080.4024	TELEPHONE	12,860	13,000	13,000	4,507	8,493	13,000	0%	13,000	0%
13.080.4026	EQUIPMENT RENTALS	3,549	5,000	5,000	1,566	3,434	5,000	0%	5,000	0%
13.080.4027	MISCELLANEOUS RENTALS	16,057	25,000	25,000	8,696	16,304	25,000	0%	25,000	0%
13.080.4028	LEASE PAYMENTS	22,503	23,000	23,000	13,847	10,153	24,000	4%	23,000	-4%
13.080.4031	MAINTENANCE - BUILD & GROUND	22,464	62,500	62,500	19,997	42,503	62,500	0%	62,500	0%
13.080.4036	MISCELLANEOUS MAINTENANCE	3,829	-	-	-	-	-	0%	-	0%
13.080.4038	FLEET MANAGEMENT FEE	73,500	73,500	73,500	42,875	30,625	73,500	0%	88,500	20%
13.080.4041	ENGINEERING FEES	-	75,000	75,000	22,973	27,027	50,000	-33%	10,000	-80%
13.080.4044	ARCHITECT & LANDSCAPE SERV.	-	85,000	85,000	17,996	2,004	20,000	-76%	-	-100%
13.080.4046	PROFESSIONAL SERVICES	11,643	30,000	30,000	27,154	7,846	35,000	17%	31,000	-11%
13.080.4049	DUES & SUBSCRIPTION	90	500	500	90	410	500	0%	500	0%
13.080.4050	FIRE,CASUALTY & GEN LIAB INS	71,000	71,000	71,000	41,417	29,583	71,000	0%	88,500	25%
13.080.4052	VEHICLE & EQUIPMENT INS.	13,000	13,000	13,000	7,583	5,417	13,000	0%	22,500	73%
13.080.4058	CULTURE EVENTS	7,938	3,000	3,000	1,681	5,319	7,000	133%	-	-100%
13.080.4059	OAK GROVE CENTER	240	-	-	-	-	-	0%	-	0%
13.080.4060	OFFICE SUPPLIES	1,896	6,000	6,000	1,062	2,938	4,000	-33%	6,000	50%
13.080.4061	OPERATING SUPPLIES	44,527	45,000	45,000	15,026	29,974	45,000	0%	45,000	0%
13.080.4074	TRAVEL/TRAINING	942	5,000	5,000	327	4,673	5,000	0%	5,000	0%
13.080.4078	APPROPRIATIONS & GRANTS	14,263	-	-	25,490	10	25,500	0%	-	-100%
13.080.4089	CONTRACT PAYMENTS	-	-	-	-	50,000	50,000	0%	100,000	100%
13.080.4099	MISCELLANEOUS EXPENSE	1,421	5,000	5,000	398	4,602	5,000	0%	5,000	0%
13.080.4100	BASEBALL PROGRAM	40,779	45,000	45,000	14,862	30,138	45,000	0%	45,000	0%
13.080.4101	BASKETBALL PROGRAM	15,109	39,000	39,000	1,155	37,845	39,000	0%	39,000	0%
13.080.4104	T-BALL	898	3,000	3,000	1,896	1,104	3,000	0%	3,000	0%
13.080.4105	SOFTBALL	13,223	20,000	20,000	8,110	11,890	20,000	0%	20,000	0%
13.080.4109	ALTERNATIVE RECREATION PROG	16,806	20,000	20,000	3,309	16,691	20,000	0%	6,500	-68%
13.080.4110	VETERAN'S PARK	1,985	3,000	3,000	-	3,000	3,000	0%	3,000	0%
13.080.4176	COMMUNITY CENTERS	76,446	155,000	155,000	23,964	131,036	155,000	0%	155,000	0%
13.080.4245	ELECTION EXPENSE	-	15,000	15,000	-	15,000	15,000	0%	-	-100%
TOTAL GENERAL OPERATING EXPENDITURES		**621,810**	**999,000**	**999,000**	**375,792**	**616,708**	**992,500**	**-1%**	**966,000**	**-3%**

RECREATION FUND (13)
EXPENDITURE BUDGET

Account Number	Description	2013 Actual	BUDGET LINE ITEM BUDGET FOR YEAR ENDING 2014 AND 2015 PROPOSED: 2014 BUDGET (A) 2014 Original Adopted Budget	(B) 2014 Last Amended Budget as of July 31, 2014	(C) Actual Year-to-Date as of: July 31, 2014	(D) Estimated Remaining for Year 2014	(E) Projected Actual Result at Year End 2014 (Final Amended Budget)	(F) % Change Last Amended Budget vs. Projected Actual Result at Year End(Final Amended Budget [E / B - 1]	2015 BUDGET (G) 2015 Proposed Budget	(H) % Change Projected Actual Result at Year End vs. Proposed Budget [G / E - 1]
CAPITAL OUTLAY:										
13.080.4087	ACQUISITIONS-VEHICLE & EQUIP	51,574	46,000	46,000	2,000	48,000	50,000	9%	75,000	50%
13.080.4088	ACQUISITIONS-BLDGS & LAND	375,046	-	-	-	-	-	-	-	-
13.080.4090	SITE WORK AT PARKS	154,535	275,000	278,000	70,284	207,716	278,000	0%	278,000	0%
TOTAL CAPITAL OUTLAY		**581,155**	**321,000**	**324,000**	**72,284**	**255,716**	**328,000**	**1%**	**353,000**	**8%**
OTHER FINANCING USES (TRANSFERS OUT):										
13.090.9002	TRANSFER OUT GENERAL FUND	9,500	-	-	-	-	-	-	-	-
13.090.9088	TRANSFER OUT OAK GROVE CONST	-	-	-	-	316,000	316,000	-	-	-100%
13.090.9090	TRANSFER OUT PARK CONST	100,000	525,000	525,000	-	150,000	150,000	-71%	450,000	200%
TOTAL OTHER FINANCING USES		**109,500**	**525,000**	**525,000**	**-**	**466,000**	**466,000**	**-11%**	**450,000**	**-3%**
GRAND TOTAL EXPENDITURES & OTHER FINANCING USES		**$ 2,288,377**	**$ 2,799,500**	**$ 2,802,500**	**$ 953,262**	**$ 1,876,238**	**$ 2,829,500**	**1%**	**$ 2,838,500**	**0%**

LIGHTING DISTRICT #1 (16)
BUDGET SUMMARY

Description	2013 Actual	2014 Original Adopted Budget (A)	2014 Last Amended Budget as of July 31, 2014 (B)	Actual Year-to-Date as of: July 31, 2014 (C)	Estimated Remaining for Year 2014 (D)	Projected Actual Result at Year End 2014 (Final Amended Budget) (E)	% Change Last Amended Budget vs. Projected Actual Result at Year End(Final Amended Budget [E / B - 1] (F)	2015 Proposed Budget (G)	% Change Projected Actual Result at Year End vs. Proposed Budget [G / E - 1] (H)
		BUDGET SUMMARY BUDGET SUMMARY FOR YEAR ENDING 2014 AND 2015 PROPOSED							
	2013	2014 BUDGET						2015 BUDGET	
BEGINNING FUND BALANCE:	**$ 324,102**	**$ 324,534**	**$ 324,534**	**$ 324,534**	**$ 324,534**	**$ 324,534**	**0%**	**$ 321,134**	**-1%**
REVENUES:									
TAXES	26,114	28,500	28,500	26,448	(448)	26,000	-9%	26,000	0%
INTERGOVERNMENTAL	4,638	5,000	5,000	2,917	1,583	4,500	-10%	4,500	0%
MISCELLANEOUS	1,001	500	500	-	500	500	0%	500	0%
GRAND TOTAL REVENUES & OTHER FINANCING SOURCES	**31,753**	**34,000**	**34,000**	**29,365**	**1,635**	**31,000**	**-9%**	**31,000**	**0%**
EXPENDITURES:									
GENERAL OPERATING EXPENDITURES	29,920	34,400	34,400	16,450	17,950	34,400	0%	35,700	4%
OTHER FINANCING USES (TRANSFERS OUT)	1,400	-	-	-	-	-	-	-	-
GRAND TOTAL EXPENDITURES & OTHER FINANCING USES	**31,321**	**34,400**	**34,400**	**16,450**	**17,950**	**34,400**	**0%**	**35,700**	**4%**
EXCESS (DEFICIENCY) OF CURRENT REVENUES OVER EXPENDITURES	**432**	**(400)**	**(400)**	**12,915**	**(16,315)**	**(3,400)**	**750%**	**(4,700)**	**38%**
ENDING FUND BALANCE:	**$ 324,534**	**$ 324,134**	**$ 324,134**	**$ 337,450**	**$ 308,219**	**$ 321,134**	**-1%**	**$ 316,434**	**-1%**

LIGHTING DISTRICT #1 (16)
REVENUE BUDGET

Account Number	Description	2013 Actual	BUDGET LINE ITEM BUDGET FOR YEAR ENDING 2014 AND 2015 PROPOSED: 2014 BUDGET (A) 2014 Original Adopted Budget	(B) 2014 Last Amended Budget as of July 31, 2014	(C) Actual Year-to-Date as of: July 31, 2014	(D) Estimated Remaining for Year 2014	(E) Projected Actual Result at Year End 2014 (Final Amended Budget)	(F) % Change Last Amended Budget vs. Projected Actual Result at Year End(Final Amended Budget [E / B - 1]	2015 BUDGET (G) 2015 Proposed Budget	(H) % Change Projected Actual Result at Year End vs. Proposed Budget [G / E - 1]
REVENUES:										
TAXES:										
16.031.3001	AD VALOREM TAXES	$ 26,114	$ 28,500	$ 28,500	$ 26,448	$ (448)	$ 26,000	-9%	$ 26,000	0%
TOTAL TAXES		**26,114**	**28,500**	**28,500**	**26,448**	**(448)**	**26,000**	**-9%**	**26,000**	**0%**
INTERGOVERNMENTAL:										
16.033.3042	STATE REVENUE SHARING	4,638	5,000	5,000	2,917	1,583	4,500	-10%	4,500	0%
TOTAL INTERGOVERNMENTAL		**4,638**	**5,000**	**5,000**	**2,917**	**1,583**	**4,500**	**-10%**	**4,500**	**0%**
MISCELLANEOUS:										
16.035.3081	INTEREST EARNINGS	1,001	500	500	-	500	500	0%	500	0%
TOTAL MISCELLANEOUS		**1,001**	**500**	**500**	**-**	**500**	**500**	**0%**	**500**	**0%**
GRAND TOTAL REVENUES & OTHER FINANCING SOURCES		**$ 31,753**	**$ 34,000**	**$ 34,000**	**$ 29,365**	**$ 1,635**	**$ 31,000**	**-9%**	**$ 31,000**	**0%**

LIGHTING DISTRICT #1 (16)
EXPENDITURE BUDGET

Account Number	Description	2013 Actual	BUDGET LINE ITEM BUDGET FOR YEAR ENDING 2014 AND 2015 PROPOSED: 2014 BUDGET (A) 2014 Original Adopted Budget	(B) 2014 Last Amended Budget as of July 31, 2014	(C) Actual Year-to-Date as of: July 31, 2014	(D) Estimated Remaining for Year 2014	(E) Projected Actual Result at Year End 2014 (Final Amended Budget)	(F) % Change Last Amended Budget vs. Projected Actual Result at Year End(Final Amended Budget [E / B - 1]	2015 BUDGET (G) 2015 Proposed Budget	(H) % Change Projected Actual Result at Year End vs. Proposed Budget [G / E - 1]
EXPENDITURES:										
GENERAL OPERATING EXPENDITURES:										
16.064.4000	ADMINISTRATIVE FEE	$ -	$ 1,400	$ 1,400	$ 817	$ 583	$ 1,400	0%	$ 1,200	-14%
16.064.4020	UTILITIES	29,004	32,000	32,000	15,050	16,950	32,000	0%	33,500	5%
16.064.4098	CONTR.RETIRE SYS DED TAX COL	917	1,000	1,000	583	417	1,000	0%	1,000	0%
TOTAL GENERAL OPERATING EXPENDITURES		**29,920**	**34,400**	**34,400**	**16,450**	**17,950**	**34,400**	**0%**	**35,700**	**4%**
OTHER FINANCING USES (TRANSFERS OUT):										
16.090.9002	TRANSFER OUT GENERAL FUND	1,400	-	-	-	-	-	-	-	-
TOTAL OTHER FINANCING USES		**1,400**	**-**	**-**	**-**	**-**	**-**	**-**	**-**	**-**
GRAND TOTAL EXPENDITURES & OTHER FINANCING USES		**$ 31,321**	**$ 34,400**	**$ 34,400**	**$ 16,450**	**$ 17,950**	**$ 34,400**	**0%**	**$ 35,700**	**4%**

LIGHTING DISTRICT #2 (17)
BUDGET SUMMARY

Description	2013 Actual	2014 Original Adopted Budget (A)	2014 Last Amended Budget as of July 31, 2014 (B)	Actual Year-to-Date as of: July 31, 2014 (C)	Estimated Remaining for Year 2014 (D)	Projected Actual Result at Year End 2014 (Final Amended Budget) (E)	% Change Last Amended Budget vs. Projected Actual Result at Year End(Final Amended Budget [E / B - 1] (F)	2015 Proposed Budget (G)	% Change Projected Actual Result at Year End vs. Proposed Budget [G / E - 1] (H)
		BUDGET SUMMARY BUDGET SUMMARY FOR YEAR ENDING 2014 AND 2015 PROPOSED							
	2013	2014 BUDGET						2015 BUDGET	
BEGINNING FUND BALANCE:	**$ 93,984**	**$ 108,929**	**$ 108,929**	**$ 108,929**	**$ 108,929**	**$ 108,929**	**0%**	**$ 123,829**	**14%**
REVENUES:									
TAXES	46,907	39,500	39,500	27,975	18,525	46,500	18%	46,500	0%
INTERGOVERNMENTAL	315	500	500	292	208	500	0%	500	0%
MISCELLANEOUS	258	-	-	-	-	-	0%	-	0%
GRAND TOTAL REVENUES & OTHER FINANCING SOURCES	**47,480**	**40,000**	**40,000**	**28,266**	**18,734**	**47,000**	**18%**	**47,000**	**0%**
EXPENDITURES:									
GENERAL OPERATING EXPENDITURES	30,935	27,100	27,100	16,321	15,779	32,100	18%	32,900	2%
OTHER FINANCING USES (TRANSFERS OUT)	1,600	-	-	-	-	-	0%	-	0%
GRAND TOTAL EXPENDITURES & OTHER FINANCING USES	**32,535**	**27,100**	**27,100**	**16,321**	**15,779**	**32,100**	**18%**	**32,900**	**2%**
EXCESS (DEFICIENCY) OF CURRENT REVENUES OVER EXPENDITURES	**14,945**	**12,900**	**12,900**	**11,945**	**2,955**	**14,900**	**16%**	**14,100**	**-5%**
ENDING FUND BALANCE:	**$ 108,929**	**$ 121,829**	**$ 121,829**	**$ 120,874**	**$ 111,884**	**$ 123,829**	**2%**	**$ 137,929**	**11%**

Explanation of Fund Balance change in excess of 10%: Change in fund balance is due to a decrease in general operating expenditures.

LIGHTING DISTRICT # 2 (17)
REVENUE BUDGET

Account Number	Description	2013 Actual	BUDGET LINE ITEM BUDGET FOR YEAR ENDING 2014 AND 2015 PROPOSED: 2014 BUDGET (A) 2014 Original Adopted Budget	(B) 2014 Last Amended Budget as of July 31, 2014	(C) Actual Year-to-Date as of: July 31, 2014	(D) Estimated Remaining for Year 2014	(E) Projected Actual Result at Year End 2014 (Final Amended Budget)	(F) % Change Last Amended Budget vs. Projected Actual Result at Year End(Final Amended Budget [E / B - 1]	2015 BUDGET (G) 2015 Proposed Budget	(H) % Change Projected Actual Result at Year End vs. Proposed Budget [G / E - 1]
REVENUES:										
TAXES:										
17.031.3001	AD VALOREM TAXES	$ 46,907	$ 39,500	$ 39,500	$ 27,975	$ 18,525	$ 46,500	18%	$ 46,500	0%
TOTAL TAXES		**46,907**	**39,500**	**39,500**	**27,975**	**18,525**	**46,500**	**18%**	**46,500**	**0%**
INTERGOVERNMENTAL:										
17.033.3042	STATE REVENUE SHARING	315	500	500	292	208	500	0%	500	0%
TOTAL INTERGOVERNMENTAL		**315**	**500**	**500**	**292**	**208**	**500**	**0%**	**500**	**0%**
MISCELLANEOUS:										
17.035.3081	INTEREST EARNINGS	258	-	-	-	-	-	-	-	-
TOTAL MISCELLANEOUS		**258**	**-**	**-**	**-**	**-**	**-**	**-**	**-**	**-**
GRAND TOTAL REVENUES & OTHER FINANCING SOURCES		**$ 47,480**	**$ 40,000**	**$ 40,000**	**$ 28,266**	**$ 18,734**	**$ 47,000**	**18%**	**$ 47,000**	**0%**

LIGHTING DISTRICT # 2 (17)
EXPENDITURE BUDGET

Account Number	Description	2013 Actual	BUDGET LINE ITEM BUDGET FOR YEAR ENDING 2014 AND 2015 PROPOSED: 2014 BUDGET (A) 2014 Original Adopted Budget	(B) 2014 Last Amended Budget as of July 31, 2014	(C) Actual Year-to-Date as of: July 31, 2014	(D) Estimated Remaining for Year 2014	(E) Projected Actual Result at Year End 2014 (Final Amended Budget)	(F) % Change Last Amended Budget vs. Projected Actual Result at Year End(Final Amended Budget [E / B - 1]	2015 BUDGET (G) 2015 Proposed Budget	(H) % Change Projected Actual Result at Year End vs. Proposed Budget [G / E - 1]
EXPENDITURES:										
GENERAL OPERATING EXPENDITURES:										
17.064.4000	ADMINISTRATIVE FEE	$ -	$ 1,600	$ 1,600	$ 933	$ 667	$ 1,600	0%	$ 1,900	19%
17.064.4020	UTILITIES	23,064	24,000	24,000	13,980	14,020	28,000	17%	29,500	5%
17.064.4046	PROFESSIONAL SERVICES	6,346	-	-	533	467	1,000	0%	-	-100%
17.064.4098	CONTR.RETIRE SYS DED TAX COL	1,524	1,500	1,500	875	625	1,500	0%	1,500	0%
TOTAL GENERAL OPERATING EXPENDITURES		**30,935**	**27,100**	**27,100**	**16,321**	**15,779**	**32,100**	**18%**	**32,900**	**2%**
OTHER FINANCING USES (TRANSFERS OUT):										
17.090.9002	TRANSFER OUT GENERAL FUND	1,600	-	-	-	-	-	-	-	-
TOTAL OTHER FINANCING USES		**1,600**	**-**	**-**	**-**	**-**	**-**	**-**	**-**	**-**
GRAND TOTAL EXPENDITURES & OTHER FINANCING USES		**$ 32,535**	**$ 27,100**	**$ 27,100**	**$ 16,321**	**$ 15,779**	**$ 32,100**	**18%**	**$ 32,900**	**2%**

LIGHTING DISTRICT #3 (18)
BUDGET SUMMARY

Description	2013 Actual	2014 Original Adopted Budget (A)	2014 Last Amended Budget as of July 31, 2014 (B)	Actual Year-to-Date as of: July 31, 2014 (C)	Estimated Remaining for Year 2014 (D)	Projected Actual Result at Year End 2014 (Final Amended Budget) (E)	% Change Last Amended Budget vs. Projected Actual Result at Year End(Final Amended Budget [E / B - 1] (F)	2015 Proposed Budget (G)	% Change Projected Actual Result at Year End vs. Proposed Budget [G / E - 1] (H)
	BUDGET SUMMARY BUDGET SUMMARY FOR YEAR ENDING 2014 AND 2015 PROPOSED								
	2013	2014 BUDGET						2015 BUDGET	
BEGINNING FUND BALANCE:	**$ 143,792**	**$ 152,627**	**$ 152,627**	**$ 152,627**	**$ 152,627**	**$ 152,627**	**0%**	**$ 159,627**	**5%**
REVENUES:									
TAXES	33,625	33,000	33,000	28,398	5,602	34,000	3%	34,000	0%
INTERGOVERNMENTAL	3,502	4,000	4,000	2,333	1,667	4,000	0%	4,000	0%
MISCELLANEOUS	420	-	-	-	-	-	-	-	-
GRAND TOTAL REVENUES & OTHER FINANCING SOURCES	**37,547**	**37,000**	**37,000**	**30,731**	**7,269**	**38,000**	**3%**	**38,000**	**0%**
EXPENDITURES:									
GENERAL OPERATING EXPENDITURES	27,212	30,500	30,500	15,056	15,944	31,000	2%	32,500	5%
OTHER FINANCING USES (TRANSFERS OUT)	1,500	-	-	-	-	-	-	-	-
GRAND TOTAL EXPENDITURES & OTHER FINANCING USES	**28,712**	**30,500**	**30,500**	**15,056**	**15,944**	**31,000**	**2%**	**32,500**	**5%**
EXCESS (DEFICIENCY) OF CURRENT REVENUES OVER EXPENDITURES	**8,835**	**6,500**	**6,500**	**15,675**	**(8,675)**	**7,000**	**8%**	**5,500**	**-21%**
ENDING FUND BALANCE:	**$ 152,627**	**$ 159,127**	**$ 159,127**	**$ 168,303**	**$ 143,952**	**$ 159,627**	**0%**	**$ 165,127**	**3%**

LIGHTING DISTRICT #3 (18)
REVENUE BUDGET

Account Number	Description	2013 Actual	BUDGET LINE ITEM BUDGET FOR YEAR ENDING 2014 AND 2015 PROPOSED: 2014 BUDGET (A) 2014 Original Adopted Budget	(B) 2014 Last Amended Budget as of July 31, 2014	(C) Actual Year-to-Date as of: July 31, 2014	(D) Estimated Remaining for Year 2014	(E) Projected Actual Result at Year End 2014 (Final Amended Budget)	(F) % Change Last Amended Budget vs. Projected Actual Result at Year End(Final Amended Budget [E / B - 1]	2015 BUDGET (G) 2015 Proposed Budget	(H) % Change Projected Actual Result at Year End vs. Proposed Budget [G / E - 1]
REVENUES:										
TAXES:										
18.031.3001	AD VALOREM TAXES	$ 33,625	$ 33,000	$ 33,000	$ 28,398	$ 5,602	$ 34,000	3%	$ 34,000	0%
TOTAL TAXES		**33,625**	**33,000**	**33,000**	**28,398**	**5,602**	**34,000**	**3%**	**34,000**	**0%**
INTERGOVERNMENTAL:										
18.033.3042	STATE REVENUE SHARING	3,502	4,000	4,000	2,333	1,667	4,000	0%	4,000	0%
TOTAL INTERGOVERNMENTAL		**3,502**	**4,000**	**4,000**	**2,333**	**1,667**	**4,000**	**0%**	**4,000**	**0%**
MISCELLANEOUS:										
18.035.3081	INTEREST EARNINGS	420	-	-	-	-	-	-	-	-
TOTAL MISCELLANEOUS		**420**	**-**	**-**	**-**	**-**	**-**	**-**	**-**	**-**
GRAND TOTAL REVENUES & OTHER FINANCING SOURCES		**$ 37,547**	**$ 37,000**	**$ 37,000**	**$ 30,731**	**$ 7,269**	**$ 38,000**	**3%**	**$ 38,000**	**0%**

LIGHTING DISTRICT #3 (18)
EXPENDITURE BUDGET

			BUDGET LINE ITEM BUDGET FOR YEAR ENDING 2014 AND 2015 PROPOSED							
		2013	2014 BUDGET						2015 BUDGET	
			(A)	(B)	(C)	(D)	(E)	(F)	(G)	(H)
Account Number	Description	2013 Actual	2014 Original Adopted Budget	2014 Last Amended Budget as of July 31, 2014	Actual Year-to-Date as of: July 31, 2014	Estimated Remaining for Year 2014	Projected Actual Result at Year End 2014 (Final Amended Budget)	% Change Last Amended Budget vs. Projected Actual Result at Year End(Final Amended Budget [E / B - 1]	2015 Proposed Budget	% Change Projected Actual Result at Year End vs. Proposed Budget [G / E - 1]
EXPENDITURES:										
GENERAL OPERATING EXPENDITURES:										
18.064.4000	ADMINISTRATIVE FEE	$ -	$ 1,500	$ 1,500	$ 875	$ 625	$ 1,500	0%	$ 1,500	0%
18.064.4020	UTILITIES	26,049	28,000	28,000	13,598	14,402	28,000	0%	29,500	5%
18.064.4098	CONTR.RETIRE SYS DED TAX COL	1,163	1,000	1,000	583	917	1,500	50%	1,500	0%
TOTAL GENERAL OPERATING EXPENDITURES		**27,212**	**30,500**	**30,500**	**15,056**	**15,944**	**31,000**	**2%**	**32,500**	**5%**
OTHER FINANCING USES (TRANSFERS OUT):										
18.090.9002	TRANSFER OUT GENERAL FUND	1,500	-	-	-	-	-	-	-	-
TOTAL OTHER FINANCING USES		**1,500**	**-**	**-**	**-**	**-**	**-**	**-**	**-**	**-**
GRAND TOTAL EXPENDITURES & OTHER FINANCING USES		**$ 28,712**	**$ 30,500**	**$ 30,500**	**$ 15,056**	**$ 15,944**	**$ 31,000**	**2%**	**$ 32,500**	**5%**

LIGHTING DISTRICT #4 (19)
BUDGET SUMMARY

Description	2013 Actual	2014 Original Adopted Budget (A)	2014 Last Amended Budget as of July 31, 2014 (B)	Actual Year-to-Date as of: July 31, 2014 (C)	Estimated Remaining for Year 2014 (D)	Projected Actual Result at Year End 2014 (Final Amended Budget) (E)	% Change Last Amended Budget vs. Projected Actual Result at Year End(Final Amended Budget [E / B - 1] (F)	2015 Proposed Budget (G)	% Change Projected Actual Result at Year End vs. Proposed Budget [G / E - 1] (H)
		BUDGET SUMMARY BUDGET SUMMARY FOR YEAR ENDING 2014 AND 2015 PROPOSED							
	2013	2014 BUDGET						2015 BUDGET	
BEGINNING FUND BALANCE:	**$ 66,018**	**$ 85,490**	**$ 85,490**	**$ 85,490**	**$ 85,490**	**$ 85,490**	**0%**	**$ 100,090**	**17%**
REVENUES:									
TAXES	36,174	33,000	33,000	24,641	10,359	35,000	6%	35,000	0%
INTERGOVERNMENTAL	1,660	1,500	1,500	875	625	1,500	0%	1,500	0%
MISCELLANEOUS	186	-	-	-	-	-	-	-	-
GRAND TOTAL REVENUES & OTHER FINANCING SOURCES	**38,020**	**34,500**	**34,500**	**25,516**	**10,984**	**36,500**	**6%**	**36,500**	**0%**
EXPENDITURES:									
GENERAL OPERATING EXPENDITURES	17,248	20,900	20,900	12,779	9,121	21,900	5%	22,900	5%
OTHER FINANCING USES (TRANSFERS OUT)	1,300	-	-	-	-	-	-	-	-
GRAND TOTAL EXPENDITURES & OTHER FINANCING USES	**18,548**	**20,900**	**20,900**	**12,779**	**9,121**	**21,900**	**5%**	**22,900**	**5%**
EXCESS (DEFICIENCY) OF CURRENT REVENUES OVER EXPENDITURES	**19,472**	**13,600**	**13,600**	**12,738**	**1,862**	**14,600**	**7%**	**13,600**	**-7%**
ENDING FUND BALANCE:	**$ 85,490**	**$ 99,090**	**$ 99,090**	**$ 98,228**	**$ 87,353**	**$ 100,090**	**1%**	**$ 113,690**	**14%**

Explanation of Fund Balance change in excess of 10%: Change in fund balance is due to an excess of current reveues over expenditures.

LIGHTING DISTRICT #4 (19)
REVENUE BUDGET

Account Number	Description	2013 Actual	BUDGET LINE ITEM BUDGET FOR YEAR ENDING 2014 AND 2015 PROPOSED: 2014 BUDGET (A) 2014 Original Adopted Budget	(B) 2014 Last Amended Budget as of July 31, 2014	(C) Actual Year-to-Date as of: July 31, 2014	(D) Estimated Remaining for Year 2014	(E) Projected Actual Result at Year End 2014 (Final Amended Budget)	(F) % Change Last Amended Budget vs. Projected Actual Result at Year End(Final Amended Budget [E / B - 1]	2015 BUDGET (G) 2015 Proposed Budget	(H) % Change Projected Actual Result at Year End vs. Proposed Budget [G / E - 1]
REVENUES:										
TAXES:										
19.031.3001	AD VALOREM TAXES	$ 15,085	$ 13,500	$ 13,500	$ 12,771	$ 2,229	$ 15,000	11%	$ 15,000	0%
19.031.3006	PARCEL FEE	21,089	19,500	19,500	11,871	8,129	20,000	3%	20,000	0%
TOTAL TAXES		**36,174**	**33,000**	**33,000**	**24,641**	**10,359**	**35,000**	**6%**	**35,000**	**0%**
INTERGOVERNMENTAL:										
19.033.3042	STATE REVENUE SHARING	1,660	1,500	1,500	875	625	1,500	0%	1,500	0%
TOTAL INTERGOVERNMENTAL		**1,660**	**1,500**	**1,500**	**875**	**625**	**1,500**	**0%**	**1,500**	**0%**
MISCELLANEOUS:										
19.035.3081	INTEREST EARNINGS	186	-	-	-	-	-	-	-	-
TOTAL MISCELLANEOUS		**186**	**-**	**-**	**-**	**-**	**-**	**-**	**-**	**-**
GRAND TOTAL REVENUES & OTHER FINANCING SOURCES		**$ 38,020**	**$ 34,500**	**$ 34,500**	**$ 25,516**	**$ 10,984**	**$ 36,500**	**6%**	**$ 36,500**	**0%**

LIGHTING DISTRICT #4 (19)
EXPENDITURE BUDGET

Account Number	Description	2013 Actual	BUDGET LINE ITEM BUDGET FOR YEAR ENDING 2014 AND 2015 PROPOSED: 2014 BUDGET (A) 2014 Original Adopted Budget	(B) 2014 Last Amended Budget as of July 31, 2014	(C) Actual Year-to-Date as of: July 31, 2014	(D) Estimated Remaining for Year 2014	(E) Projected Actual Result at Year End 2014 (Final Amended Budget)	(F) % Change Last Amended Budget vs. Projected Actual Result at Year End(Final Amended Budget [E / B - 1]	2015 BUDGET (G) 2015 Proposed Budget	(H) % Change Projected Actual Result at Year End vs. Proposed Budget [G / E - 1]
EXPENDITURES:										
GENERAL OPERATING EXPENDITURES:										
19.064.4000	ADMINISTRATIVE FEE	$ -	$ 1,400	$ 1,400	$ 817	$ 583	$ 1,400	0%	$ 1,400	0%
19.064.4020	UTILITIES	16,735	19,000	19,000	11,670	8,330	20,000	5%	21,000	5%
19.064.4098	CONTR.RETIRE SYS DED TAX COL	512	500	500	292	208	500	0%	500	0%
TOTAL GENERAL OPERATING EXPENDITURES		**17,248**	**20,900**	**20,900**	**12,779**	**9,121**	**21,900**	**5%**	**22,900**	**5%**
OTHER FINANCING USES (TRANSFERS OUT):										
19.090.9002	TRANSFER OUT GENERAL FUND	1,300	-	-	-	-	-	-	-	-
TOTAL OTHER FINANCING USES		**1,300**	**-**	**-**	**-**	**-**	**-**	**0%**	**-**	**0%**
GRAND TOTAL EXPENDITURES & OTHER FINANCING USES		**$ 18,548**	**$ 20,900**	**$ 20,900**	**$ 12,779**	**$ 9,121**	**$ 21,900**	**5%**	**$ 22,900**	**5%**

LIGHTING DISTRICT #5 (20)
BUDGET SUMMARY

Description	2013 Actual	2014 Original Adopted Budget (A)	2014 Last Amended Budget as of July 31, 2014 (B)	Actual Year-to-Date as of: July 31, 2014 (C)	Estimated Remaining for Year 2014 (D)	Projected Actual Result at Year End 2014 (Final Amended Budget) (E)	% Change Last Amended Budget vs. Projected Actual Result at Year End(Final Amended Budget [E / B - 1] (F)	2015 Proposed Budget (G)	% Change Projected Actual Result at Year End vs. Proposed Budget [G / E - 1] (H)
		BUDGET SUMMARY BUDGET SUMMARY FOR YEAR ENDING 2014 AND 2015 PROPOSED							
	2013	2014 BUDGET						2015 BUDGET	
BEGINNING FUND BALANCE:	**$ 93,176**	**$ 103,162**	**$ 103,162**	**$ 103,162**	**$ 103,162**	**$ 103,162**	**0%**	**$ 105,562**	**2%**
REVENUES:									
TAXES	31,157	37,000	37,000	26,280	3,220	29,500	-20%	33,000	12%
INTERGOVERNMENTAL	2,850	2,500	2,500	1,458	1,042	2,500	0%	2,500	0%
MISCELLANEOUS	258	-	-	-	-	-	-	-	-
GRAND TOTAL REVENUES & OTHER FINANCING SOURCES	**34,266**	**39,500**	**39,500**	**27,738**	**4,262**	**32,000**	**-19%**	**35,500**	**11%**
EXPENDITURES:									
GENERAL OPERATING EXPENDITURES	23,079	29,100	29,100	13,033	16,567	29,600	2%	30,900	4%
OTHER FINANCING USES (TRANSFERS OUT)	1,200	-	-	-	-	-	-	-	-
GRAND TOTAL EXPENDITURES & OTHER FINANCING USES	**24,279**	**29,100**	**29,100**	**13,033**	**16,567**	**29,600**	**2%**	**30,900**	**4%**
EXCESS (DEFICIENCY) OF CURRENT REVENUES OVER EXPENDITURES	**9,986**	**10,400**	**10,400**	**14,705**	**(12,305)**	**2,400**	**-77%**	**4,600**	**92%**
ENDING FUND BALANCE:	**$ 103,162**	**$ 113,562**	**$ 113,562**	**$ 117,868**	**$ 90,857**	**$ 105,562**	**-7%**	**$ 110,162**	**4%**

LIGHTING DISTRICT #5 (20)
REVENUE BUDGET

Account Number	Description	2013 Actual	BUDGET LINE ITEM BUDGET FOR YEAR ENDING 2014 AND 2015 PROPOSED: 2014 BUDGET (A) 2014 Original Adopted Budget	(B) 2014 Last Amended Budget as of July 31, 2014	(C) Actual Year-to-Date as of: July 31, 2014	(D) Estimated Remaining for Year 2014	(E) Projected Actual Result at Year End 2014 (Final Amended Budget)	(F) % Change Last Amended Budget vs. Projected Actual Result at Year End(Final Amended Budget [E / B - 1]	2015 BUDGET (G) 2015 Proposed Budget	(H) % Change Projected Actual Result at Year End vs. Proposed Budget [G / E - 1]
REVENUES:										
TAXES:										
20.031.3001	AD VALOREM TAXES	$ 31,157	$ 37,000	$ 37,000	$ 26,280	$ 3,220	$ 29,500	-20%	$ 33,000	12%
TOTAL TAXES		**31,157**	**37,000**	**37,000**	**26,280**	**3,220**	**29,500**	**-20%**	**33,000**	**12%**
INTERGOVERNMENTAL:										
20.033.3042	STATE REVENUE SHARING	2,850	2,500	2,500	1,458	1,042	2,500	0%	2,500	0%
TOTAL INTERGOVERNMENTAL		**2,850**	**2,500**	**2,500**	**1,458**	**1,042**	**2,500**	**0%**	**2,500**	**0%**
MISCELLANEOUS:										
20.035.3081	INTEREST EARNINGS	258	-	-	-	-	-	-	-	-
TOTAL MISCELLANEOUS		**258**	**-**	**-**	**-**	**-**	**-**	**-**	**-**	**-**
GRAND TOTAL REVENUES & OTHER FINANCING SOURCES		**$ 34,266**	**$ 39,500**	**$ 39,500**	**$ 27,738**	**$ 4,262**	**$ 32,000**	**-19%**	**$ 35,500**	**11%**

LIGHTING DISTRICT #5 (20)
EXPENDITURE BUDGET

Account Number	Description	2013 Actual	BUDGET LINE ITEM BUDGET FOR YEAR ENDING 2014 AND 2015 PROPOSED: 2014 BUDGET (A) 2014 Original Adopted Budget	(B) 2014 Last Amended Budget as of July 31, 2014	(C) Actual Year-to-Date as of: July 31, 2014	(D) Estimated Remaining for Year 2014	(E) Projected Actual Result at Year End 2014 (Final Amended Budget)	(F) % Change Last Amended Budget vs. Projected Actual Result at Year End(Final Amended Budget [E / B - 1]	2015 BUDGET (G) 2015 Proposed Budget	(H) % Change Projected Actual Result at Year End vs. Proposed Budget [G / E - 1]
EXPENDITURES:										
GENERAL OPERATING EXPENDITURES:										
20.064.4000	ADMINISTRATIVE FEE	$ -	$ 1,600	$ 1,600	$ 933	$ 667	$ 1,600	0%	$ 1,400	-13%
20.064.4020	UTILITIES	21,956	26,500	26,500	11,516	14,984	26,500	0%	28,000	6%
20.064.4098	CONTR.RETIRE SYS DED TAX COL	1,123	1,000	1,000	583	917	1,500	50%	1,500	0%
TOTAL GENERAL OPERATING EXPENDITURES		**23,079**	**29,100**	**29,100**	**13,033**	**16,567**	**29,600**	**2%**	**30,900**	**4%**
OTHER FINANCING USES (TRANSFERS OUT):										
20.090.9002	TRANSFER OUT GENERAL FUND	1,200	-	-	-	-	-	-	-	-
TOTAL OTHER FINANCING USES		**1,200**	**-**	**-**	**-**	**-**	**-**	**-**	**-**	**-**
GRAND TOTAL EXPENDITURES & OTHER FINANCING USES		**$ 24,279**	**$ 29,100**	**$ 29,100**	**$ 13,033**	**$ 16,567**	**$ 29,600**	**2%**	**$ 30,900**	**4%**

LIGHTING DISTRICT #6 (21)
BUDGET SUMMARY

Description	2013 Actual	2014 Original Adopted Budget	2014 Last Amended Budget as of July 31, 2014	Actual Year-to-Date as of: July 31, 2014	Estimated Remaining for Year 2014	Projected Actual Result at Year End 2014 (Final Amended Budget)	% Change Last Amended Budget vs. Projected Actual Result at Year End(Final Amended Budget [E / B - 1]	2015 Proposed Budget	% Change Projected Actual Result at Year End vs. Proposed Budget [G / E - 1]
		BUDGET SUMMARY BUDGET SUMMARY FOR YEAR ENDING 2014 AND 2015 PROPOSED							
	2013	2014 BUDGET						2015 BUDGET	
		(A)	(B)	(C)	(D)	(E)	(F)	(G)	(H)
BEGINNING FUND BALANCE:	**$ 2,204,667**	**$ 2,448,704**	**$ 2,448,704**	**$ 2,448,704**	**$ 2,448,704**	**$ 2,448,704**	**0%**	**$ 1,817,704**	**-26%**
REVENUES:									
TAXES	585,722	514,000	514,000	413,907	164,593	578,500	13%	578,500	0%
INTERGOVERNMENTAL	25,060	26,500	26,500	15,458	9,542	25,000	-6%	25,000	0%
MISCELLANEOUS	8,096	3,000	3,000	-	7,500	7,500	150%	7,500	0%
GRAND TOTAL REVENUES & OTHER FINANCING SOURCES	**618,878**	**543,500**	**543,500**	**429,366**	**181,634**	**611,000**	**12%**	**611,000**	**0%**
EXPENDITURES:									
GENERAL OPERATING EXPENDITURES	303,541	488,500	488,500	139,016	202,984	342,000	-30%	444,000	30%
OTHER FINANCING USES (TRANSFERS OUT)	71,300	900,000	900,000	-	900,000	900,000	0%	200,000	-78%
GRAND TOTAL EXPENDITURES & OTHER FINANCING USES	**374,841**	**1,388,500**	**1,388,500**	**139,016**	**1,102,984**	**1,242,000**	**-11%**	**644,000**	**-48%**
EXCESS (DEFICIENCY) OF CURRENT REVENUES OVER EXPENDITURES	**244,037**	**(845,000)**	**(845,000)**	**290,350**	**(921,350)**	**(631,000)**	**-25%**	**(33,000)**	**-95%**
ENDING FUND BALANCE:	**$ 2,448,704**	**$ 1,603,704**	**$ 1,603,704**	**$ 2,739,054**	**$ 1,527,354**	**$ 1,817,704**	**13%**	**$ 1,784,704**	**-2%**

Explanation of Fund Balance change in excess of 10%: Change in Fund Balance is due to an increase in Other Financing Uses (Transfers Out) to a Construction Fund. These funds will be used to install new lights in Lighting District #6.

LIGHTING DISTRICT #6 (21)
REVENUE BUDGET

Account Number	Description	2013 Actual	BUDGET LINE ITEM BUDGET FOR YEAR ENDING 2014 AND 2015 PROPOSED: 2014 BUDGET (A) 2014 Original Adopted Budget	(B) 2014 Last Amended Budget as of July 31, 2014	(C) Actual Year-to-Date as of: July 31, 2014	(D) Estimated Remaining for Year 2014	(E) Projected Actual Result at Year End 2014 (Final Amended Budget)	(F) % Change Last Amended Budget vs. Projected Actual Result at Year End(Final Amended Budget [E / B - 1]	2015 BUDGET (G) 2015 Proposed Budget	(H) % Change Projected Actual Result at Year End vs. Proposed Budget [G / E - 1]
REVENUES:										
TAXES:										
21.031.3001	AD VALOREM TAXES	$ 585,722	$ 514,000	$ 514,000	$ 413,907	$ 164,593	$ 578,500	13%	$ 578,500	0%
TOTAL TAXES		**585,722**	**514,000**	**514,000**	**413,907**	**164,593**	**578,500**	**13%**	**578,500**	**0%**
INTERGOVERNMENTAL:										
21.033.3042	STATE REVENUE SHARING	25,060	26,500	26,500	15,458	9,542	25,000	-6%	25,000	0%
TOTAL INTERGOVERNMENTAL		**25,060**	**26,500**	**26,500**	**15,458**	**9,542**	**25,000**	**-6%**	**25,000**	**0%**
MISCELLANEOUS:										
21.035.3081	INTEREST EARNINGS	8,096	3,000	3,000	-	7,500	7,500	150%	7,500	0%
TOTAL MISCELLANEOUS		**8,096**	**3,000**	**3,000**	**-**	**7,500**	**7,500**	**150%**	**7,500**	**0%**
GRAND TOTAL REVENUES & OTHER FINANCING SOURCES		**$ 618,878**	**$ 543,500**	**$ 543,500**	**$ 429,366**	**$ 181,634**	**$ 611,000**	**12%**	**$ 611,000**	**0%**

LIGHTING DISTRICT #6 (21)
EXPENDITURE BUDGET

Account Number	Description	2013 Actual	BUDGET LINE ITEM BUDGET FOR YEAR ENDING 2014 AND 2015 PROPOSED: 2014 BUDGET (A) 2014 Original Adopted Budget	(B) 2014 Last Amended Budget as of July 31, 2014	(C) Actual Year-to-Date as of: July 31, 2014	(D) Estimated Remaining for Year 2014	(E) Projected Actual Result at Year End 2014 (Final Amended Budget)	(F) % Change Last Amended Budget vs. Projected Actual Result at Year End(Final Amended Budget [E / B - 1]	2015 BUDGET (G) 2015 Proposed Budget	(H) % Change Projected Actual Result at Year End vs. Proposed Budget [G / E - 1]
EXPENDITURES:										
GENERAL OPERATING EXPENDITURES:										
21.064.4000	ADMINISTRATIVE FEE	$ -	$ 22,000	$ 22,000	$ 12,833	$ 9,167	$ 22,000	0%	$ 24,000	9%
21.064.4020	UTILITIES	245,911	300,000	300,000	108,594	191,406	300,000	0%	400,000	33%
21.064.4041	ENGINEERING FEES	38,479	150,000	150,000	7,963	(7,963)	-	-100%	-	-
21.064.4098	CONTR.RETIRE SYS DED TAX COL	19,151	16,500	16,500	9,625	10,375	20,000	21%	20,000	0%
TOTAL GENERAL OPERATING EXPENDITURES		**303,541**	**488,500**	**488,500**	**139,016**	**202,984**	**342,000**	**-30%**	**444,000**	**30%**
OTHER FINANCING USES (TRANSFERS OUT):										
21.090.9002	TRANSFER OUT GENERAL FUND	21,300	-	-	-	-	-	-	-	-
21.090.9094	TRANSFER OUT LGHT DIST CONST	50,000	900,000	900,000	-	900,000	900,000	0%	200,000	-78%
TOTAL OTHER FINANCING USES		**71,300**	**900,000**	**900,000**	**-**	**900,000**	**900,000**	**0%**	**200,000**	**-78%**
GRAND TOTAL EXPENDITURES & OTHER FINANCING USES		**$ 374,841**	**$ 1,388,500**	**$ 1,388,500**	**$ 139,016**	**$ 1,102,984**	**$ 1,242,000**	**-11%**	**$ 644,000**	**-48%**

LIGHTING DISTRICT #7 (22)
BUDGET SUMMARY

Description	2013 Actual	2014 Original Adopted Budget (A)	2014 Last Amended Budget as of July 31, 2014 (B)	Actual Year-to-Date as of: July 31, 2014 (C)	Estimated Remaining for Year 2014 (D)	Projected Actual Result at Year End 2014 (Final Amended Budget) (E)	% Change Last Amended Budget vs. Projected Actual Result at Year End(Final Amended Budget [E / B - 1] (F)	2015 Proposed Budget (G)	% Change Projected Actual Result at Year End vs. Proposed Budget [G / E - 1] (H)
		BUDGET SUMMARY BUDGET SUMMARY FOR YEAR ENDING 2014 AND 2015 PROPOSED							
	2013	2014 BUDGET						2015 BUDGET	
BEGINNING FUND BALANCE:	**$ 41,488**	**$ 46,922**	**$ 46,922**	**$ 46,922**	**$ 46,922**	**$ 46,922**	**0%**	**$ 49,422**	**5%**
REVENUES:									
TAXES	12,617	12,000	12,000	8,678	3,822	12,500	4%	12,500	0%
INTERGOVERNMENTAL	534	500	500	292	208	500	0%	500	0%
MISCELLANEOUS	122	-	-	-	-	-	-	-	-
GRAND TOTAL REVENUES & OTHER FINANCING SOURCES	**13,274**	**12,500**	**12,500**	**8,970**	**4,030**	**13,000**	**4%**	**13,000**	**0%**
EXPENDITURES:									
GENERAL OPERATING EXPENDITURES	7,340	9,500	9,500	4,980	5,520	10,500	11%	11,000	5%
OTHER FINANCING USES (TRANSFERS OUT)	500	-	-	-	-	-	-	-	-
GRAND TOTAL EXPENDITURES & OTHER FINANCING USES	**7,840**	**9,500**	**9,500**	**4,980**	**5,520**	**10,500**	**11%**	**11,000**	**5%**
EXCESS (DEFICIENCY) OF CURRENT REVENUES OVER EXPENDITURES	**5,434**	**3,000**	**3,000**	**3,990**	**(1,490)**	**2,500**	**-17%**	**2,000**	**-20%**
ENDING FUND BALANCE:	**$ 46,922**	**$ 49,922**	**$ 49,922**	**$ 50,912**	**$ 45,432**	**$ 49,422**	**-1%**	**$ 51,422**	**4%**

LIGHTING DISTRICT #7 (22)
REVENUE BUDGET

Account Number	Description	2013 Actual	BUDGET LINE ITEM BUDGET FOR YEAR ENDING 2014 AND 2015 PROPOSED: 2014 BUDGET (A) 2014 Original Adopted Budget	(B) 2014 Last Amended Budget as of July 31, 2014	(C) Actual Year-to-Date as of: July 31, 2014	(D) Estimated Remaining for Year 2014	(E) Projected Actual Result at Year End 2014 (Final Amended Budget)	(F) % Change Last Amended Budget vs. Projected Actual Result at Year End(Final Amended Budget [E / B - 1]	2015 BUDGET (G) 2015 Proposed Budget	(H) % Change Projected Actual Result at Year End vs. Proposed Budget [G / E - 1]
REVENUES:										
TAXES:										
22.031.3001	AD VALOREM TAXES	$ 12,617	$ 12,000	$ 12,000	$ 8,678	$ 3,822	$ 12,500	4%	$ 12,500	0%
TOTAL TAXES		**12,617**	**12,000**	**12,000**	**8,678**	**3,822**	**12,500**	**4%**	**12,500**	**0%**
INTERGOVERNMENTAL:										
22.033.3042	STATE REVENUE SHARING	534	500	500	292	208	500	0%	500	0%
TOTAL INTERGOVERNMENTAL		**534**	**500**	**500**	**292**	**208**	**500**	**0%**	**500**	**0%**
MISCELLANEOUS:										
22.035.3081	INTEREST EARNINGS	122	-	-	-	-	-	-	-	-
TOTAL MISCELLANEOUS		**122**	**-**	**-**	**-**	**-**	**-**	**-**	**-**	**-**
GRAND TOTAL REVENUES & OTHER FINANCING SOURCES		**$ 13,274**	**$ 12,500**	**$ 12,500**	**$ 8,970**	**$ 4,030**	**$ 13,000**	**4%**	**$ 13,000**	**0%**

LIGHTING DISTRICT #7 (22)
EXPENDITURE BUDGET

Account Number	Description	2013 Actual	BUDGET LINE ITEM BUDGET FOR YEAR ENDING 2014 AND 2015 PROPOSED: 2014 BUDGET (A) 2014 Original Adopted Budget	(B) 2014 Last Amended Budget as of July 31, 2014	(C) Actual Year-to-Date as of: July 31, 2014	(D) Estimated Remaining for Year 2014	(E) Projected Actual Result at Year End 2014 (Final Amended Budget)	(F) % Change Last Amended Budget vs. Projected Actual Result at Year End(Final Amended Budget [E / B - 1]	2015 BUDGET (G) 2015 Proposed Budget	(H) % Change Projected Actual Result at Year End vs. Proposed Budget [G / E - 1]
EXPENDITURES:										
GENERAL OPERATING EXPENDITURES:										
22.064.4000	ADMINISTRATIVE FEE	$ -	$ 500	$ 500	$ 292	$ 208	$ 500	0%	$ 500	0%
22.064.4020	UTILITIES	6,919	8,500	8,500	4,396	5,104	9,500	12%	10,000	5%
22.064.4098	CONTR.RETIRE SYS DED TAX COL	420	500	500	292	208	500	0%	500	0%
TOTAL GENERAL OPERATING EXPENDITURES		**7,340**	**9,500**	**9,500**	**4,980**	**5,520**	**10,500**	**11%**	**11,000**	**5%**
OTHER FINANCING USES (TRANSFERS OUT):										
22.090.9002	TRANSFER OUT GENERAL FUND	500	-	-	-	-	-	-	-	-
TOTAL OTHER FINANCING USES		**500**	**-**	**-**	**-**	**-**	**-**	**-**	**-**	**-**
GRAND TOTAL EXPENDITURES & OTHER FINANCING USES		**$ 7,840**	**$ 9,500**	**$ 9,500**	**$ 4,980**	**$ 5,520**	**$ 10,500**	**11%**	**$ 11,000**	**5%**

JAIL (41)
BUDGET SUMMARY

Description	2013 Actual	2014 Original Adopted Budget (A)	2014 Last Amended Budget as of July 31, 2014 (B)	Actual Year-to-Date as of: July 31, 2014 (C)	Estimated Remaining for Year 2014 (D)	Projected Actual Result at Year End 2014 (Final Amended Budget) (E)	% Change Last Amended Budget vs. Projected Actual Result at Year End(Final Amended Budget [E / B - 1] (F)	2015 Proposed Budget (G)	% Change Projected Actual Result at Year End vs. Proposed Budget [G / E - 1] (H)
		BUDGET SUMMARY BUDGET SUMMARY FOR YEAR ENDING 2014 AND 2015 PROPOSED							
	2013	2014 BUDGET						2015 BUDGET	
BEGINNING FUND BALANCE:	**$ 721,938**	**$ 341,132**	**$ 341,132**	**$ 341,132**	**$ 341,132**	**$ 341,132**	**0%**	**$ 259,632**	**-24%**
REVENUES:									
INTERGOVERNMENTAL	10,833	7,500	7,500	-	7,500	7,500	0%	7,500	0%
MISCELLANEOUS	21,487	-	-	548	(48)	500	0%	-	-100%
OTHER FINANCE SOURCES (TRANSFERS IN)	1,900,000	2,500,000	2,500,000	1,458,333	1,041,667	2,500,000	0%	2,500,000	0%
GRAND TOTAL REVENUES & OTHER FINANCING SOURCES	**1,932,320**	**2,507,500**	**2,507,500**	**1,458,881**	**1,049,119**	**2,508,000**	**0%**	**2,507,500**	**0%**
EXPENDITURES:									
PERSONNEL	619,195	667,500	667,500	347,881	327,619	675,500	1%	692,000	2%
GENERAL OPERATING EXPENDITURES	1,685,630	1,800,000	1,801,800	838,190	1,025,810	1,864,000	3%	1,806,000	-3%
CAPITAL OUTLAY	8,300	38,000	38,000	15,186	24,814	50,000	32%	71,000	42%
OTHER FINANCING USES (TRANSFERS OUT)	-	-	-	-	-	-	-	7,000	-
GRAND TOTAL EXPENDITURES & OTHER FINANCING USES	**2,313,125**	**2,505,500**	**2,507,300**	**1,201,257**	**1,378,243**	**2,589,500**	**3%**	**2,576,000**	**-1%**
EXCESS (DEFICIENCY) OF CURRENT REVENUES OVER EXPENDITURES	**(380,806)**	**2,000**	**200**	**257,624**	**(329,124)**	**(81,500)**	**-40850%**	**(68,500)**	**-16%**
ENDING FUND BALANCE:	**$ 341,132**	**$ 343,132**	**$ 341,332**	**$ 598,756**	**$ 12,009**	**$ 259,632**	**-24%**	**$ 191,132**	**-26%**

Explanation of Fund Balance change in excess of 10%: Change in fund balance is due to a deficiency of current revenues over expenditures.

JAIL (41)
REVENUE BUDGET

Account Number	Description	2013 Actual	BUDGET LINE ITEM BUDGET FOR YEAR ENDING 2014 AND 2015 PROPOSED: 2014 BUDGET (A) 2014 Original Adopted Budget	(B) 2014 Last Amended Budget as of July 31, 2014	(C) Actual Year-to-Date as of: July 31, 2014	(D) Estimated Remaining for Year 2014	(E) Projected Actual Result at Year End 2014 (Final Amended Budget)	(F) % Change Last Amended Budget vs. Projected Actual Result at Year End(Final Amended Budget [E / B - 1]	2015 BUDGET (G) 2015 Proposed Budget	(H) % Change Projected Actual Result at Year End vs. Proposed Budget [G / E - 1]
REVENUES:										
INTERGOVERNMENTAL:										
41.033.3086	MISCELLANEOUS REVENUES	$ 10,833	$ 7,500	$ 7,500	$ -	$ 7,500	$ 7,500	0%	$ 7,500	0%
TOTAL INTERGOVERNMENTAL		**10,833**	**7,500**	**7,500**	**-**	**7,500**	**7,500**	**0%**	**7,500**	**0%**
MISCELLANEOUS:										
41.035.3086	MISCELLANEOUS REVENUES	21,487	-	-	548	(48)	500	0%	-	-100%
TOTAL MISCELLANEOUS		**21,487**	**-**	**-**	**548**	**(48)**	**500**	**0%**	**-**	**-100%**
OTHER FINANCING SOURCES (TRANSFERS IN):										
41.095.9502	TRANSFER IN GENERAL FUND	1,900,000	2,500,000	2,500,000	1,458,333	1,041,667	2,500,000	0%	2,500,000	0%
TOTAL OTHER FINANCING SOURCES		**1,900,000**	**2,500,000**	**2,500,000**	**1,458,333**	**1,041,667**	**2,500,000**	**0%**	**2,500,000**	**0%**
GRAND TOTAL REVENUES & OTHER FINANCING SOURCES		**$ 1,932,320**	**$ 2,507,500**	**$ 2,507,500**	**$ 1,458,881**	**$ 1,049,119**	**$ 2,508,000**	**0%**	**$ 2,507,500**	**0%**

JAIL (41)
EXPENDITURE BUDGET

Account Number	Description	2013 Actual	BUDGET LINE ITEM BUDGET FOR YEAR ENDING 2014 AND 2015 PROPOSED: 2014 BUDGET (A) 2014 Original Adopted Budget	(B) 2014 Last Amended Budget as of July 31, 2014	(C) Actual Year-to-Date as of: July 31, 2014	(D) Estimated Remaining for Year 2014	(E) Projected Actual Result at Year End 2014 (Final Amended Budget)	(F) % Change Last Amended Budget vs. Projected Actual Result at Year End(Final Amended Budget [E / B - 1]	2015 BUDGET (G) 2015 Proposed Budget	(H) % Change Projected Actual Result at Year End vs. Proposed Budget [G / E - 1]
EXPENDITURES:										
PERSONNEL:										
41.051.4002	SALARY	$ 244,497	$ 269,000	$ 269,000	$ 134,159	$ 134,841	$ 269,000	0%	$ 271,000	1%
41.051.4003	SALARY	213,119	218,000	218,000	122,563	103,437	226,000	4%	232,500	3%
41.051.4005	FICA TAX - EXPENSE	32,427	37,500	37,500	18,096	19,404	37,500	0%	38,500	3%
41.051.4007	RETIREMENT	42,961	45,000	45,000	21,366	23,634	45,000	0%	45,500	1%
41.051.4008	HEALTH INSURANCE	73,982	85,500	85,500	44,827	40,673	85,500	0%	93,500	9%
41.051.4009	HEALTH SAVINGS ACCT. EXPENSE	9,210	9,500	9,500	5,120	4,380	9,500	0%	8,000	-16%
41.051.4053	WORKMEN'S COMPENSATION INS.	3,000	3,000	3,000	1,750	1,250	3,000	0%	3,000	0%
TOTAL PERSONNEL		**619,195**	**667,500**	**667,500**	**347,881**	**327,619**	**675,500**	**1%**	**692,000**	**2%**

JAIL (41)
EXPENDITURE BUDGET

Account Number	Description	2013 Actual	BUDGET LINE ITEM BUDGET FOR YEAR ENDING 2014 AND 2015 PROPOSED: 2014 BUDGET (A) 2014 Original Adopted Budget	(B) 2014 Last Amended Budget as of July 31, 2014	(C) Actual Year-to-Date as of: July 31, 2014	(D) Estimated Remaining for Year 2014	(E) Projected Actual Result at Year End 2014 (Final Amended Budget)	(F) % Change Last Amended Budget vs. Projected Actual Result at Year End(Final Amended Budget [E / B - 1]	2015 BUDGET (G) 2015 Proposed Budget	(H) % Change Projected Actual Result at Year End vs. Proposed Budget [G / E - 1]
GENERAL OPERATING EXPENDITURES:										
41.051.4020	UTILITIES	325,317	330,000	330,000	182,010	167,990	350,000	6%	350,000	0%
41.051.4024	TELEPHONE	11,226	10,000	10,000	4,132	20,868	25,000	150%	25,000	0%
41.051.4026	EQUIPMENT RENTALS	10,342	10,000	10,000	3,179	6,821	10,000	0%	10,000	0%
41.051.4027	MISCELLANEOUS RENTALS	8,616	15,000	15,000	4,308	5,692	10,000	-33%	10,000	0%
41.051.4028	LEASE PAYMENTS	5,964	6,000	6,000	3,479	2,521	6,000	0%	5,000	-17%
41.051.4031	MAINTENANCE - BUILD & GROUND	93,498	150,000	150,000	67,164	82,836	150,000	0%	150,000	0%
41.051.4035	MAINT-FURN.,OFF.MACH.,EQUIP	760	1,500	1,500	588	912	1,500	0%	1,500	0%
41.051.4036	MISCELLANEOUS MAINTENANCE	322	-	500	60	440	500	0%	500	0%
41.051.4038	FLEET MANAGEMENT FEE	67,000	67,000	67,000	39,083	27,917	67,000	0%	30,000	-55%
41.051.4040	MEDICAL & DENTAL SERVICES	124,107	160,000	160,000	53,393	106,607	160,000	0%	160,000	0%
41.051.4046	PROFESSIONAL SERVICES	57,942	96,500	96,500	31,318	65,182	96,500	0%	75,500	-22%
41.051.4050	FIRE,CASUALTY & GEN LIAB INS	117,000	117,000	117,000	68,250	48,750	117,000	0%	113,000	-3%
41.051.4052	VEHICLE & EQUIPMENT INS.	4,000	4,000	4,000	2,333	1,667	4,000	0%	4,000	0%
41.051.4060	OFFICE SUPPLIES	11,289	15,000	15,500	9,106	6,394	15,500	0%	15,500	0%
41.051.4061	OPERATING SUPPLIES	218,818	197,000	197,800	81,516	128,484	210,000	6%	210,000	0%
41.051.4062	MEDICAL SUPPLIES & DRUGS	169,191	180,000	180,000	65,036	114,964	180,000	0%	180,000	0%
41.051.4074	TRAVEL/TRAINING	395	1,000	1,000	417	583	1,000	0%	1,000	0%
41.051.4093	FEED & MAINTENANCE-PRISONERS	416,458	400,000	400,000	206,013	213,987	420,000	5%	425,000	1%
41.051.4094	TRANSPORT.-PRISONER & INMATE	42,618	35,000	35,000	16,714	18,286	35,000	0%	35,000	0%
41.051.4099	MISCELLANEOUS EXPENSE	767	5,000	5,000	90	4,910	5,000	0%	5,000	0%
TOTAL GENERAL OPERATING EXPENDITURES		**1,685,630**	**1,800,000**	**1,801,800**	**838,190**	**1,025,810**	**1,864,000**	**3%**	**1,806,000**	**-3%**

JAIL (41)
EXPENDITURE BUDGET

Account Number	Description	2013 Actual	BUDGET LINE ITEM BUDGET FOR YEAR ENDING 2014 AND 2015 PROPOSED: 2014 BUDGET (A) 2014 Original Adopted Budget	(B) 2014 Last Amended Budget as of July 31, 2014	(C) Actual Year-to-Date as of: July 31, 2014	(D) Estimated Remaining for Year 2014	(E) Projected Actual Result at Year End 2014 (Final Amended Budget)	(F) % Change Last Amended Budget vs. Projected Actual Result at Year End(Final Amended Budget [E / B - 1]	2015 BUDGET (G) 2015 Proposed Budget	(H) % Change Projected Actual Result at Year End vs. Proposed Budget [G / E - 1]
CAPITAL OUTLAY:										
41.051.4087	ACQUISITIONS-VEHICLE & EQUIP	8,300	13,000	13,000	9,109	3,891	13,000	0%	46,000	254%
41.051.4090	MAJOR REPAIRS BUILDINGS	-	25,000	25,000	6,077	20,923	37,000	48%	25,000	-32%
TOTAL CAPITAL OUTLAY		**8,300**	**38,000**	**38,000**	**15,186**	**24,814**	**50,000**	**32%**	**71,000**	**42%**
OTHER FINANCING USES (TRANSFERS OUT):										
41.090.9039	TRANS OUT EQUP INST PUR DEBT	-	-	-	-	-	-	-	7,000	-
TOTAL OTHER FINANCING USES		**-**	**-**	**-**	**-**	**-**	**-**	**-**	**7,000**	**-**
GRAND TOTAL EXPENDITURES & OTHER FINANCING USES		**$ 2,313,125**	**$ 2,505,500**	**$ 2,507,300**	**$ 1,201,257**	**$ 1,378,243**	**$ 2,589,500**	**3%**	**$ 2,576,000**	**-1%**

LAW OFFICERS COURT (42)
BUDGET SUMMARY

		BUDGET SUMMARY BUDGET SUMMARY FOR YEAR ENDING 2014 AND 2015 PROPOSED							
	2013	2014 BUDGET						2015 BUDGET	
		(A)	(B)	(C)	(D)	(E)	(F)	(G)	(H)
Description	2013 Actual	2014 Original Adopted Budget	2014 Last Amended Budget as of July 31, 2014	Actual Year-to-Date as of: July 31, 2014	Estimated Remaining for Year 2014	Projected Actual Result at Year End 2014 (Final Amended Budget)	% Change Last Amended Budget vs. Projected Actual Result at Year End(Final Amended Budget [E / B - 1]	2015 Proposed Budget	% Change Projected Actual Result at Year End vs. Proposed Budget [G / E - 1]
BEGINNING FUND BALANCE:	**$ 119,522**	**$ 130,182**	**$ 130,182**	**$ 130,182**	**$ 130,182**	**$ 130,182**	**0%**	**$ 32,182**	**-75%**
REVENUES:									
FINES	317,035	300,000	300,000	153,968	128,032	282,000	-6%	300,000	6%
MISCELLANEOUS	642	-	-	-	-	-	-	-	-
GRAND TOTAL REVENUES & OTHER FINANCING SOURCES	**317,677**	**300,000**	**300,000**	**153,968**	**128,032**	**282,000**	**-6%**	**300,000**	**6%**
EXPENDITURES:									
GENERAL OPERATING EXPENDITURES	107,017	160,000	160,000	59,392	70,608	130,000	-19%	130,000	0%
OTHER FINANCING USES (TRANSFERS OUT)	200,000	30,000	30,000	-	250,000	250,000	733%	170,000	-32%
GRAND TOTAL EXPENDITURES & OTHER FINANCING USES	**307,017**	**190,000**	**190,000**	**59,392**	**320,608**	**380,000**	**100%**	**300,000**	**-21%**
EXCESS (DEFICIENCY) OF CURRENT REVENUES OVER EXPENDITURES	**10,660**	**110,000**	**110,000**	**94,576**	**(192,576)**	**(98,000)**	**-189%**	**-**	**-100%**
ENDING FUND BALANCE:	**$ 130,182**	**$ 240,182**	**$ 240,182**	**$ 224,758**	**$ (62,394)**	**$ 32,182**	**-87%**	**$ 32,182**	**0%**

LAW OFFICER'S COURT (42)
REVENUE BUDGET

Account Number	Description	2013 Actual	BUDGET LINE ITEM BUDGET SUMMARY FOR YEAR ENDING 2014 AND 2015 PROPOSED — 2014 BUDGET (A) 2014 Original Adopted Budget	(B) 2014 Last Amended Budget as of July 31, 2014	(C) Actual Year-to-Date as of: July 31, 2014	(D) Estimated Remaining for Year 2014	(E) Projected Actual Result at Year End 2014 (Final Amended Budget)	(F) % Change Last Amended Budget vs. Projected Actual Result at Year End(Final Amended Budget [E / B - 1]	2015 BUDGET (G) 2015 Proposed Budget	(H) % Change Projected Actual Result at Year End vs. Proposed Budget [G / E - 1]
REVENUES:										
FINES:										
42.034.3061	COURT FINES	$ 317,035	$ 300,000	$ 300,000	$ 153,968	$ 128,032	$ 282,000	-6%	$ 300,000	6%
TOTAL FINES		**317,035**	**300,000**	**300,000**	**153,968**	**128,032**	**282,000**	**-6%**	**300,000**	**6%**
MISCELLANEOUS:										
42.035.3081	INTEREST EARNINGS	642	-	-	-	-	-	-	-	-
TOTAL MISCELLANEOUS		**642**	**-**	**-**	**-**	**-**	**-**	**-**	**-**	**-**
GRAND TOTAL REVENUES & OTHER FINANCING SOURCES		**$ 317,677**	**$ 300,000**	**$ 300,000**	**$ 153,968**	**$ 128,032**	**$ 282,000**	**-6%**	**$ 300,000**	**6%**

LAW OFFICER'S COURT (42)
EXPENDITURE BUDGET

Account Number	Description	2013 Actual	BUDGET LINE ITEM BUDGET SUMMARY FOR YEAR ENDING 2014 AND 2015 PROPOSED — 2014 BUDGET (A) 2014 Original Adopted Budget	(B) 2014 Last Amended Budget as of July 31, 2014	(C) Actual Year-to-Date as of: July 31, 2014	(D) Estimated Remaining for Year 2014	(E) Projected Actual Result at Year End 2014 (Final Amended Budget)	(F) % Change Last Amended Budget vs. Projected Actual Result at Year End(Final Amended Budget [E / B - 1]	2015 BUDGET (G) 2015 Proposed Budget	(H) % Change Projected Actual Result at Year End vs. Proposed Budget [G / E - 1]
EXPENDITURES:										
GENERAL OPERATING EXPENDITURES:										
42.042.4078	APPROPRIATIONS & GRANTS	$ 107,017	$ 160,000	$ 160,000	$ 59,392	$ 70,608	$ 130,000	-19%	$ 130,000	0%
TOTAL GENERAL OPERATING EXPENDITURES		**107,017**	**160,000**	**160,000**	**59,392**	**70,608**	**130,000**	**-19%**	**130,000**	**0%**
OTHER FINANCING USES (TRANSFERS OUT):										
42.090.9009	TRANSFER OUT CRIMINAL COURT	200,000	30,000	30,000	-	250,000	250,000	733%	170,000	-32%
TOTAL OTHER FINANCING USES		**200,000**	**30,000**	**30,000**	**-**	**250,000**	**250,000**	**733%**	**170,000**	**-32%**
GRAND TOTAL EXPENDITURES & OTHER FINANCING USES		**$ 307,017**	**$ 190,000**	**$ 190,000**	**$ 59,392**	**$ 320,608**	**$ 380,000**	**100%**	**$ 300,000**	**-21%**

Ascension Parish Government

HUD-SECTION 8 (45)
BUDGET SUMMARY

Description	2013 Actual	2014 Original Adopted Budget (A)	2014 Last Amended Budget as of July 31, 2014 (B)	Actual Year-to-Date as of: July 31, 2014 (C)	Estimated Remaining for Year 2014 (D)	Projected Actual Result at Year End 2014 (Final Amended Budget) (E)	% Change Last Amended Budget vs. Projected Actual Result at Year End(Final Amended Budget [E / B - 1] (F)	2015 Proposed Budget (G)	% Change Projected Actual Result at Year End vs. Proposed Budget [G / E - 1] (H)
		BUDGET SUMMARY BUDGET SUMMARY FOR YEAR ENDING 2014 AND 2015 PROPOSED							
	2013	2014 BUDGET						2015 BUDGET	
BEGINNING FUND BALANCE:	$ -	$ -	$ -	$ -	$ -	$ -	-	$ -	-
REVENUES:									
INTERGOVERNMENTAL	686,801	703,000	703,000	388,903	287,597	676,500	-4%	690,500	2%
MISCELLANEOUS	3,391	1,000	1,000	-	2,500	2,500	150%	2,500	0%
GRAND TOTAL REVENUES & OTHER FINANCING SOURCES	**690,192**	**704,000**	**704,000**	**388,903**	**290,097**	**679,000**	**-4%**	**693,000**	**2%**
EXPENDITURES:									
GENERAL OPERATING EXPENDITURES	690,192	704,000	704,000	381,361	297,639	679,000	-4%	693,000	2%
GRAND TOTAL EXPENDITURES & OTHER FINANCING USES	**690,192**	**704,000**	**704,000**	**381,361**	**297,639**	**679,000**	**-4%**	**693,000**	**2%**
EXCESS (DEFICIENCY) OF CURRENT REVENUES OVER EXPENDITURES	-	-	-	**7,542**	**(7,542)**	-	-	-	-
ENDING FUND BALANCE:	$ -	$ -	$ -	$ **7,542**	$ **(7,542)**	$ -	-	$ -	-

HUD-SECTION 8 (45)
REVENUE BUDGET

Account Number	Description	2013 Actual	BUDGET LINE ITEM BUDGET SUMMARY FOR YEAR ENDING 2014 AND 2015 PROPOSED — 2014 BUDGET (A) 2014 Original Adopted Budget	(B) 2014 Last Amended Budget as of July 31, 2014	(C) Actual Year-to-Date as of: July 31, 2014	(D) Estimated Remaining for Year 2014	(E) Projected Actual Result at Year End 2014 (Final Amended Budget)	(F) % Change Last Amended Budget vs. Projected Actual Result at Year End(Final Amended Budget [E / B - 1]	2015 BUDGET (G) 2015 Proposed Budget	(H) % Change Projected Actual Result at Year End vs. Proposed Budget [G / E - 1]
REVENUES:										
INTERGOVERNMENTAL:										
45.033.3053	U.S. TREASURY - HUD	$ 628,528	$ 645,000	$ 645,000	$ 388,903	$ 240,597	$ 629,500	-2%	$ 642,500	2%
45.033.3067	US-HUD-DISASTER-FEMA-IKEGUS	58,273	58,000	58,000	-	47,000	47,000	-19%	48,000	2%
TOTAL INTERGOVERNMENTAL		**686,801**	**703,000**	**703,000**	**388,903**	**287,597**	**676,500**	**-4%**	**690,500**	**2%**
MISCELLANEOUS:										
45.035.3081	INTEREST EARNINGS	3,391	1,000	1,000	-	2,500	2,500	150%	2,500	0%
TOTAL MISCELLANEOUS		**3,391**	**1,000**	**1,000**	**-**	**2,500**	**2,500**	**150%**	**2,500**	**0%**
GRAND TOTAL REVENUES & OTHER FINANCING SOURCES		**$ 690,192**	**$ 704,000**	**$ 704,000**	**$ 388,903**	**$ 290,097**	**$ 679,000**	**-4%**	**$ 693,000**	**2%**

HUD-SECTION 8 (45)
EXPENDITURE BUDGET

Account Number	Description	2013 Actual	2014 Original Adopted Budget (A)	2014 Last Amended Budget as of July 31, 2014 (B)	Actual Year-to-Date as of: July 31, 2014 (C)	Estimated Remaining for Year 2014 (D)	Projected Actual Result at Year End 2014 (Final Amended Budget) (E)	% Change Last Amended Budget vs. Projected Actual Result at Year End(Final Amended Budget [E / B - 1] (F)	2015 Proposed Budget (G)	% Change Projected Actual Result at Year End vs. Proposed Budget [G / E - 1] (H)
		2013	BUDGET LINE ITEM BUDGET SUMMARY FOR YEAR ENDING 2014 AND 2015 PROPOSED							
			2014 BUDGET						2015 BUDGET	
EXPENDITURES:										
GENERAL OPERATING EXPENDITURES:										
45.075.4000	ADMINISTRATION	$ 45,896	$ 48,000	$ 48,000	$ 30,113	$ 22,387	$ 52,500	9%	$ 53,500	2%
45.075.4010	ADMINISTRATION-TRANSFERS OUT	4,337	5,000	5,000	1,510	(510)	1,000	-80%	1,000	0%
45.075.4011	ADMINISTRATION-TRANSFERS IN	1,007	-	-	(48)	7,548	7,500	0%	8,000	7%
45.075.4043	ACCOUNTING SERVICES	3,000	3,000	3,000	-	3,000	3,000	0%	3,000	0%
45.075.4201	HOUSING ASSISTANCE	489,826	493,000	493,000	309,727	231,773	541,500	10%	552,500	2%
45.075.4202	UTILITY ASSISTANCE	2,829	4,000	4,000	2,820	2,180	5,000	25%	5,000	0%
45.075.4211	HOUSING ASSIST.-TRANSFER OUT	79,148	93,000	93,000	11,391	10,109	21,500	-77%	22,000	2%
45.075.4213	HOUSING ASSIST.-TRANSFER IN	7,941	-	-	(214)	214	-	-	-	-
45.075.4214	UTILITY ASSIST.-TRANSFER IN	(418)	-	-	168	(168)	-	-	-	-
45.087.4201	HOUSING ASSISTANCE	(450)	-	-	-	-	-	-	-	-
45.087.4202	UTILITY ASSISTANCE	(120)	-	-	-	-	-	-	-	-
45.088.4201	HOUSING ASSISTANCE - SPEC 2	(1,076)	-	-	-	-	-	-	-	-
45.481.4000	ADMINISTRATION	5,526	6,000	6,000	2,647	2,353	5,000	-17%	5,000	0%
45.481.4201	HOUSING ASSISTANCE	51,806	51,000	51,000	23,223	18,277	41,500	-19%	42,500	2%
45.481.4202	UTILITY ASSISTANCE	941	1,000	1,000	24	476	500	-50%	500	0%
TOTAL GENERAL OPERATING EXPENDITURES		**690,192**	**704,000**	**704,000**	**381,361**	**297,639**	**679,000**	**-4%**	**693,000**	**2%**
GRAND TOTAL EXPENDITURES & OTHER FINANCING USES		**$ 690,192**	**$ 704,000**	**$ 704,000**	**$ 381,361**	**$ 297,639**	**$ 679,000**	**-4%**	**$ 693,000**	**2%**

FIRE DISTRICT #1 (51)
BUDGET SUMMARY

Description	2013 Actual	2014 Original Adopted Budget (A)	2014 Last Amended Budget as of July 31, 2014 (B)	Actual Year-to-Date as of: July 31, 2014 (C)	Estimated Remaining for Year 2014 (D)	Projected Actual Result at Year End 2014 (Final Amended Budget) (E)	% Change Last Amended Budget vs. Projected Actual Result at Year End(Final Amended Budget [E / B - 1] (F)	2015 Proposed Budget (G)	% Change Projected Actual Result at Year End vs. Proposed Budget [G / E - 1] (H)
		BUDGET SUMMARY BUDGET SUMMARY FOR YEAR ENDING 2014 AND 2015 PROPOSED							
	2013	2014 BUDGET						2015 BUDGET	
BEGINNING FUND BALANCE:	**$ 4,315,991**	**$ 5,225,015**	**$ 5,225,015**	**$ 5,225,015**	**$ 5,225,015**	**$ 5,225,015**	**0%**	**$ 6,195,415**	**19%**
REVENUES:									
INTERGOVERNMENTAL	234,690	231,000	231,000	227,864	(3,364)	224,500	-3%	216,500	-4%
MISCELLANEOUS	239,107	12,500	12,500	711,626	16,874	728,500	5728%	22,500	-97%
OTHER FINANCING SOURCES (TRANSFERS IN)	2,488,619	2,146,500	2,146,500	1,276,958	1,064,042	2,341,000	9%	2,461,000	5%
GRAND TOTAL REVENUES & OTHER FINANCING SOURCES	**2,962,417**	**2,390,000**	**2,390,000**	**2,216,448**	**1,077,552**	**3,294,000**	**38%**	**2,700,000**	**-18%**
EXPENDITURES:									
PERSONNEL	360,241	413,500	413,500	195,596	267,904	463,500	12%	491,000	6%
GENERAL OPERATING EXPENDITURES	940,750	1,092,100	1,119,500	739,990	505,610	1,245,600	11%	1,247,500	0%
CAPITAL OUTLAY	91,402	225,000	228,200	23,811	234,189	258,000	13%	175,000	-32%
OTHER FINANCING USES (TRANSFERS OUT)	661,000	356,500	356,500	206,948	149,552	356,500	0%	357,500	0%
GRAND TOTAL EXPENDITURES & OTHER FINANCING USES	**2,053,393**	**2,087,100**	**2,117,700**	**1,166,344**	**1,157,256**	**2,323,600**	**10%**	**2,271,000**	**-2%**
EXCESS (DEFICIENCY) OF CURRENT REVENUES OVER EXPENDITURES	**909,024**	**302,900**	**272,300**	**1,050,104**	**(79,704)**	**970,400**	**256%**	**429,000**	**-56%**
ENDING FUND BALANCE:	**$ 5,225,015**	**$ 5,527,915**	**$ 5,497,315**	**$ 6,275,119**	**$ 5,145,310**	**$ 6,195,415**	**13%**	**$ 6,624,415**	**7%**

FIRE DISTRICT #1 (51)
REVENUE BUDGET

Account Number	Description	2013 Actual	2014 Original Adopted Budget (A)	2014 Last Amended Budget as of July 31, 2014 (B)	Actual Year-to-Date as of: July 31, 2014 (C)	Estimated Remaining for Year 2014 (D)	Projected Actual Result at Year End 2014 (Final Amended Budget) (E)	% Change Last Amended Budget vs. Projected Actual Result at Year End(Final Amended Budget [E / B - 1] (F)	2015 Proposed Budget (G)	% Change Projected Actual Result at Year End vs. Proposed Budget [G / E - 1] (H)
			BUDGET LINE ITEM BUDGET SUMMARY FOR YEAR ENDING 2014 AND 2015 PROPOSED							
		2013	2014 BUDGET						2015 BUDGET	
REVENUES:										
INTERGOVERNMENTAL:										
51.033.3047	FIRE INS.REBATE-STATE TREAS.	$ 215,011	$ 215,000	$ 215,000	$ 216,780	$ (280)	$ 216,500	1%	$ 216,500	0%
51.033.3086	MISCELLANEOUS REVENUES	19,679	16,000	16,000	11,084	(3,084)	8,000	-50%	-	-100%
TOTAL INTERGOVERNMENTAL		**234,690**	**231,000**	**231,000**	**227,864**	**(3,364)**	**224,500**	**-3%**	**216,500**	**-4%**
MISCELLANEOUS:										
51.035.3081	INTEREST EARNINGS	18,207	7,500	7,500	-	17,500	17,500	133%	17,500	0%
51.035.3084	PROCEEDS-SALES OF PROPERTY	-	-	-	700,775	(275)	700,500	0%	-	-100%
51.035.3086	MISCELLANEOUS REVENUES	220,900	5,000	5,000	10,851	(351)	10,500	110%	5,000	-52%
TOTAL MISCELLANEOUS		**239,107**	**12,500**	**12,500**	**711,626**	**16,874**	**728,500**	**5728%**	**22,500**	**-97%**
OTHER FINANCING SOURCES (TRANSFERS IN):										
51.095.9556	TRANSFER IN S & U DIST. #2	2,488,603	2,146,500	2,146,500	1,276,958	1,064,042	2,341,000	9%	2,461,000	5%
51.095.9581	TRANSFER IN FD#1 RESERVE	13	-	-	-	-	-	-	-	-
51.095.9582	TRANSFER IN FD#1 SINKING	4	-	-	-	-	-	-	-	-
TOTAL OTHER FINANCING SOURCES		**2,488,619**	**2,146,500**	**2,146,500**	**1,276,958**	**1,064,042**	**2,341,000**	**9%**	**2,461,000**	**5%**
GRAND TOTAL REVENUES & OTHER FINANCING SOURCES		**$ 2,962,417**	**$ 2,390,000**	**$ 2,390,000**	**$ 2,216,448**	**$ 1,077,552**	**$ 3,294,000**	**38%**	**$ 2,700,000**	**-18%**

FIRE DISTRICT #1 (51)
EXPENDITURE BUDGET

			BUDGET LINE ITEM BUDGET SUMMARY FOR YEAR ENDING 2014 AND 2015 PROPOSED							
		2013	2014 BUDGET						2015 BUDGET	
			(A)	(B)	(C)	(D)	(E)	(F)	(G)	(H)
Account Number	Description	2013 Actual	2014 Original Adopted Budget	2014 Last Amended Budget as of July 31, 2014	Actual Year-to-Date as of: July 31, 2014	Estimated Remaining for Year 2014	Projected Actual Result at Year End 2014 (Final Amended Budget)	% Change Last Amended Budget vs. Projected Actual Result at Year End(Final Amended Budget [E / B - 1]	2015 Proposed Budget	% Change Projected Actual Result at Year End vs. Proposed Budget [G / E - 1]
EXPENDITURES:										
PERSONNEL:										
51.052.4001	SALARY-PER DIEM	$ 1,290	$ 2,000	$ 2,000	$ 810	$ 1,190	$ 2,000	0%	$ 2,000	0%
51.052.4002	SALARY	52,934	54,500	54,500	29,521	24,979	54,500	0%	57,000	5%
51.052.4003	SALARY	186,866	253,000	253,000	116,504	136,496	253,000	0%	267,500	6%
51.052.4004	CONTRACT LABOR	80,279	50,000	50,000	10,597	89,403	100,000	100%	65,000	-35%
51.052.4005	FICA TAX - EXPENSE	18,316	23,500	23,500	11,161	12,339	23,500	0%	25,000	6%
51.052.4006	EMPLOYMENT TAX EXPENSE	-	500	500	-	500	500	0%	500	0%
51.052.4007	RETIREMENT	10,870	12,000	12,000	4,538	7,462	12,000	0%	13,000	8%
51.052.4008	HEALTH INSURANCE	531	1,000	1,000	207	793	1,000	0%	42,500	4150%
51.052.4009	HEALTH SAVINGS ACCT. EXPENSE	-	1,000	1,000	-	1,000	1,000	0%	2,500	150%
51.052.4053	WORKMEN'S COMPENSATION INS.	9,155	16,000	16,000	22,258	(6,258)	16,000	0%	16,000	0%
TOTAL PERSONNEL		**360,241**	**413,500**	**413,500**	**195,596**	**267,904**	**463,500**	**12%**	**491,000**	**6%**

FIRE DISTRICT #1 (51)
EXPENDITURE BUDGET

Account Number	Description	2013 Actual	2014 Original Adopted Budget (A)	2014 Last Amended Budget as of July 31, 2014 (B)	Actual Year-to-Date as of: July 31, 2014 (C)	Estimated Remaining for Year 2014 (D)	Projected Actual Result at Year End 2014 (Final Amended Budget) (E)	% Change Last Amended Budget vs. Projected Actual Result at Year End(Final Amended Budget [E / B - 1] (F)	2015 Proposed Budget (G)	% Change Projected Actual Result at Year End vs. Proposed Budget [G / E - 1] (H)
		2013	BUDGET LINE ITEM BUDGET SUMMARY FOR YEAR ENDING 2014 AND 2015 PROPOSED							
			2014 BUDGET						2015 BUDGET	
GENERAL OPERATING EXPENDITURES:										
51.052.4000	ADMINISTRATIVE FEE	-	95,600	95,600	55,767	39,833	95,600	0%	108,000	13%
51.052.4020	UTILITIES	28,564	35,000	35,000	16,382	18,618	35,000	0%	37,500	7%
51.052.4024	TELEPHONE	20,801	20,000	20,000	12,018	12,982	25,000	25%	25,000	0%
51.052.4026	EQUIPMENT RENTALS	12,716	15,000	15,000	6,275	8,725	15,000	0%	15,000	0%
51.052.4027	MISCELLANEOUS RENTALS	14,686	15,000	15,000	6,059	8,941	15,000	0%	15,000	0%
51.052.4031	MAINTENANCE - BUILD & GROUND	32,893	55,000	57,800	22,721	35,279	58,000	0%	58,000	0%
51.052.4032	MAINT & SUPPLIES-VEH & EQUIP	120,411	155,500	158,800	54,422	104,578	159,000	0%	159,000	0%
51.052.4045	ELECTION EXPENSE	11,108	-	-	-	-	-	0%	-	0%
51.052.4046	PROFESSIONAL SERVICES	8,930	20,000	20,000	1,800	18,200	20,000	0%	25,000	25%
51.052.4050	FIRE,CASUALTY & GEN LIAB INS	97,133	97,500	97,500	101,410	90	101,500	4%	101,500	0%
51.052.4052	VEHICLE & EQUIPMENT INS.	64,144	66,500	66,500	71,154	346	71,500	8%	71,500	0%
51.052.4060	OFFICE SUPPLIES	6,012	8,000	8,000	2,365	5,635	8,000	0%	8,000	0%
51.052.4061	OPERATING SUPPLIES	115,781	212,000	232,900	71,793	128,207	200,000	-14%	200,000	0%
51.052.4070	SMALL TOOLS & EQUIPMENT	523	5,000	5,000	-	5,000	5,000	0%	5,000	0%
51.052.4072	FUEL	55,434	60,000	60,000	22,758	37,242	60,000	0%	60,000	0%
51.052.4074	TRAVEL/TRAINING	14,674	15,000	15,400	7,801	10,199	18,000	17%	20,000	11%
51.052.4078	APPROPRIATIONS & GRANTS	120,000	-	-	70,000	70,000	140,000	0%	120,000	-14%
51.052.4099	MISCELLANEOUS EXPENSE	1,928	2,000	2,000	485	1,516	2,000	0%	2,000	0%
51.083.4097	INTERGOVERN.PAY FIRE REBATE	215,011	215,000	215,000	216,780	220	217,000	1%	217,000	0%
TOTAL GENERAL OPERATING EXPENDITURES		**940,750**	**1,092,100**	**1,119,500**	**739,990**	**505,610**	**1,245,600**	**11%**	**1,247,500**	**0%**

FIRE DISTRICT #1 (51)
EXPENDITURE BUDGET

Account Number	Description	2013 Actual	2014 Original Adopted Budget (A)	2014 Last Amended Budget as of July 31, 2014 (B)	Actual Year-to-Date as of: July 31, 2014 (C)	Estimated Remaining for Year 2014 (D)	Projected Actual Result at Year End 2014 (Final Amended Budget) (E)	% Change Last Amended Budget vs. Projected Actual Result at Year End(Final Amended Budget [E / B - 1] (F)	2015 Proposed Budget (G)	% Change Projected Actual Result at Year End vs. Proposed Budget [G / E - 1] (H)
			BUDGET LINE ITEM BUDGET SUMMARY FOR YEAR ENDING 2014 AND 2015 PROPOSED							
		2013	2014 BUDGET						2015 BUDGET	
CAPITAL OUTLAY:										
51.052.4087	ACQUISITIONS-VEHICLE & EQUIP	72,067	75,000	78,200	18,789	89,211	108,000	38%	25,000	-77%
51.052.4088	ACQUISITIONS-BLDGS & LAND	3,335	100,000	100,000	-	100,000	100,000	0%	100,000	0%
51.052.4090	MAJOR REPAIRS BUILDINGS	16,000	50,000	50,000	5,022	44,978	50,000	0%	50,000	0%
TOTAL CAPITAL OUTLAY		**91,402**	**225,000**	**228,200**	**23,811**	**234,189**	**258,000**	**13%**	**175,000**	**-32%**
OTHER FINANCING USES (TRANSFERS OUT):										
51.090.9002	TRANSFER OUT GENERAL FUND	73,500	-	-	-	-	-	-	-	-
51.090.9061	TRANS OUT FIRE DIST #1 CONST	233,000	-	-	-	-	-	-	-	-
51.090.9082	TRANS OUT FD #1 SINKING	354,500	356,500	356,500	206,948	149,552	356,500	0%	357,500	0%
TOTAL OTHER FINANCING USES		**661,000**	**356,500**	**356,500**	**206,948**	**149,552**	**356,500**	**0%**	**357,500**	**0%**
GRAND TOTAL EXPENDITURES & OTHER FINANCING USES		**$ 2,053,393**	**$ 2,087,100**	**$ 2,117,700**	**$ 1,166,344**	**$ 1,157,256**	**$ 2,323,600**	**10%**	**$ 2,271,000**	**-2%**

COUNCIL ON AGING (52)
BUDGET SUMMARY

Description	2013 Actual	2014 Original Adopted Budget (A)	2014 Last Amended Budget as of July 31, 2014 (B)	Actual Year-to-Date as of: July 31, 2014 (C)	Estimated Remaining for Year 2014 (D)	Projected Actual Result at Year End 2014 (Final Amended Budget) (E)	% Change Last Amended Budget vs. Projected Actual Result at Year End(Final Amended Budget [E / B - 1] (F)	2015 Proposed Budget (G)	% Change Projected Actual Result at Year End vs. Proposed Budget [G / E - 1] (H)
		BUDGET SUMMARY BUDGET SUMMARY FOR YEAR ENDING 2014 AND 2015 PROPOSED							
	2013	2014 BUDGET						2015 BUDGET	
BEGINNING FUND BALANCE:	**$ 1,433,331**	**$ 1,542,406**	**$ 1,542,406**	**$ 1,542,406**	**$ 1,542,406**	**$ 1,542,406**	**0%**	**$ 1,564,206**	**1%**
REVENUES:									
TAXES	1,547,831	1,428,000	1,428,000	1,092,052	460,948	1,553,000	9%	1,553,000	0%
MISCELLANEOUS	763	-	-	-	-	-	-	-	-
GRAND TOTAL REVENUES & OTHER FINANCING SOURCES	**1,548,594**	**1,428,000**	**1,428,000**	**1,092,052**	**460,948**	**1,553,000**	**9%**	**1,553,000**	**0%**
EXPENDITURES:									
GENERAL OPERATING EXPENDITURES	1,438,319	1,422,200	1,422,200	1,499,344	31,856	1,531,200	8%	1,531,200	0%
OTHER FINANCING USES (TRANSFERS OUT)	1,200	-	-	-	-	-	-	-	-
GRAND TOTAL EXPENDITURES & OTHER FINANCING USES	**1,439,519**	**1,422,200**	**1,422,200**	**1,499,344**	**31,856**	**1,531,200**	**8%**	**1,531,200**	**0%**
EXCESS (DEFICIENCY) OF CURRENT REVENUES OVER EXPENDITURES	**109,075**	**5,800**	**5,800**	**(407,292)**	**429,092**	**21,800**	**276%**	**21,800**	**0%**
ENDING FUND BALANCE:	**$ 1,542,406**	**$ 1,548,206**	**$ 1,548,206**	**$ 1,135,113**	**$ 1,971,498**	**$ 1,564,206**	**1%**	**$ 1,586,006**	**1%**

COUNCIL ON AGING (52)
REVENUE BUDGET

			BUDGET LINE ITEM BUDGET SUMMARY FOR YEAR ENDING 2014 AND 2015 PROPOSED							
		2013	2014 BUDGET						2015 BUDGET	
			(A)	(B)	(C)	(D)	(E)	(F)	(G)	(H)
Account Number	Description	2013 Actual	2014 Original Adopted Budget	2014 Last Amended Budget as of July 31, 2014	Actual Year-to-Date as of: July 31, 2014	Estimated Remaining for Year 2014	Projected Actual Result at Year End 2014 (Final Amended Budget)	% Change Last Amended Budget vs. Projected Actual Result at Year End(Final Amended Budget [E / B - 1]	2015 Proposed Budget	% Change Projected Actual Result at Year End vs. Proposed Budget [G / E - 1]
REVENUES:										
TAXES:										
52.031.3001	AD VALOREM TAXES	$ 1,547,831	$ 1,428,000	$ 1,428,000	$ 1,092,052	$ 460,948	$ 1,553,000	9%	$ 1,553,000	0%
TOTAL TAXES		**1,547,831**	**1,428,000**	**1,428,000**	**1,092,052**	**460,948**	**1,553,000**	**9%**	**1,553,000**	**0%**
MISCELLANEOUS:										
52.035.3081	INTEREST EARNINGS	763	-	-	-	-	-	-	-	-
TOTAL MISCELLANEOUS		**763**	**-**	**-**	**-**	**-**	**-**	**-**	**-**	**-**
GRAND TOTAL REVENUES & OTHER FINANCING SOURCES		**$ 1,548,594**	**$ 1,428,000**	**$ 1,428,000**	**$ 1,092,052**	**$ 460,948**	**$ 1,553,000**	**9%**	**$ 1,553,000**	**0%**

COUNCIL ON AGING (52)
EXPENDITURE BUDGET

Account Number	Description	2013 Actual	2014 Original Adopted Budget (A)	2014 Last Amended Budget as of July 31, 2014 (B)	Actual Year-to-Date as of: July 31, 2014 (C)	Estimated Remaining for Year 2014 (D)	Projected Actual Result at Year End 2014 (Final Amended Budget) (E)	% Change Last Amended Budget vs. Projected Actual Result at Year End(Final Amended Budget [E / B - 1] (F)	2015 Proposed Budget (G)	% Change Projected Actual Result at Year End vs. Proposed Budget [G / E - 1] (H)
			BUDGET LINE ITEM BUDGET SUMMARY FOR YEAR ENDING 2014 AND 2015 PROPOSED							
		2013	2014 BUDGET						2015 BUDGET	
EXPENDITURES:										
GENERAL OPERATING EXPENDITURES:										
52.074.4000	ADMINISTRATIVE FEE	$ -	$ 1,200	$ 1,200	$ 700	$ 500	$ 1,200	0%	$ 1,200	0%
52.074.4045	ELECTION EXPENSE	18,500	-	-	-	-	-	-	-	-
52.074.4078	APPROPRIATIONS & GRANTS	1,368,312	1,380,000	1,380,000	1,474,728	273	1,475,000	7%	1,475,000	0%
52.074.4098	CONTR.RETIRE SYS DED TAX COL	51,507	41,000	41,000	23,917	31,083	55,000	34%	55,000	0%
TOTAL GENERAL OPERATING EXPENDITURES		**1,438,319**	**1,422,200**	**1,422,200**	**1,499,344**	**31,856**	**1,531,200**	**8%**	**1,531,200**	**0%**
OTHER FINANCING USES (TRANSFERS OUT):										
52.090.9002	TRANSFER OUT GENERAL FUND	1,200	-	-	-	-	-	-	-	-
TOTAL OTHER FINANCING USES		**1,200**	**-**	**-**	**-**	**-**	**-**	**-**	**-**	**-**
GRAND TOTAL EXPENDITURES & OTHER FINANCING USES		**$ 1,439,519**	**$ 1,422,200**	**$ 1,422,200**	**$ 1,499,344**	**$ 31,856**	**$ 1,531,200**	**8%**	**$ 1,531,200**	**0%**

SALES AND USE TAX DISTRICT #2 (56)
BUDGET SUMMARY

Description	2013 Actual	2014 Original Adopted Budget (A)	2014 Last Amended Budget as of July 31, 2014 (B)	Actual Year-to-Date as of: July 31, 2014 (C)	Estimated Remaining for Year 2014 (D)	Projected Actual Result at Year End 2014 (Final Amended Budget) (E)	% Change Last Amended Budget vs. Projected Actual Result at Year End(Final Amended Budget [E / B - 1] (F)	2015 Proposed Budget (G)	% Change Projected Actual Result at Year End vs. Proposed Budget [G / E - 1] (H)
		BUDGET SUMMARY BUDGET SUMMARY FOR YEAR ENDING 2014 AND 2015 PROPOSED							
	2013	2014 BUDGET						2015 BUDGET	
BEGINNING FUND BALANCE:	**$ 126,570**	**$ 127,146**	**$ 127,146**	**$ 127,146**	**$ 127,146**	**$ 127,146**	**0%**	**$ 128,146**	**1%**
REVENUES:									
TAXES	11,617,504	10,000,000	10,000,000	6,019,422	4,980,578	11,000,000	10%	11,500,000	5%
MISCELLANEOUS	715	-	-	139	(139)	-	-	-	-
GRAND TOTAL REVENUES & OTHER FINANCING SOURCES	**11,618,219**	**10,000,000**	**10,000,000**	**6,019,561**	**4,980,439**	**11,000,000**	**10%**	**11,500,000**	**5%**
EXPENDITURES:									
GENERAL OPERATING EXPENDITURES	131,644	91,000	91,000	125,906	69,094	195,000	114%	140,000	-28%
OTHER FINANCING USES (TRANSFERS OUT)	11,485,998	9,908,000	9,908,000	5,893,652	4,910,348	10,804,000	9%	11,359,000	5%
GRAND TOTAL EXPENDITURES & OTHER FINANCING USES	**11,617,642**	**9,999,000**	**9,999,000**	**6,019,558**	**4,979,442**	**10,999,000**	**10%**	**11,499,000**	**5%**
EXCESS (DEFICIENCY) OF CURRENT REVENUES OVER EXPENDITURES	**576**	**1,000**	**1,000**	**3**	**997**	**1,000**	**0%**	**1,000**	**0%**
ENDING FUND BALANCE:	**$ 127,146**	**$ 128,146**	**$ 128,146**	**$ 127,150**	**$ 128,143**	**$ 128,146**	**0%**	**$ 129,146**	**1%**

SALES AND USE TAX DISTRICT #2 (56)
REVENUE BUDGET

Account Number	Description	2013 Actual	2014 Original Adopted Budget (A)	2014 Last Amended Budget as of July 31, 2014 (B)	Actual Year-to-Date as of: July 31, 2014 (C)	Estimated Remaining for Year 2014 (D)	Projected Actual Result at Year End 2014 (Final Amended Budget) (E)	% Change Last Amended Budget vs. Projected Actual Result at Year End(Final Amended Budget [E / B - 1] (F)	2015 Proposed Budget (G)	% Change Projected Actual Result at Year End vs. Proposed Budget [G / E - 1] (H)
		2013	BUDGET LINE ITEM BUDGET SUMMARY FOR YEAR ENDING 2014 AND 2015 PROPOSED — 2014 BUDGET						2015 BUDGET	
REVENUES:										
TAXES:										
56.031.3002	SALES TAX	$ 11,617,504	$ 10,000,000	$ 10,000,000	$ 6,019,422	$ 4,980,578	$ 11,000,000	10%	$ 11,500,000	5%
TOTAL TAXES		**11,617,504**	**10,000,000**	**10,000,000**	**6,019,422**	**4,980,578**	**11,000,000**	**10%**	**11,500,000**	**5%**
MISCELLANEOUS:										
56.035.3081	INTEREST EARNINGS	715	-	-	139	(139)	-	-	-	-
TOTAL MISCELLANEOUS		**715**	**-**	**-**	**139**	**(139)**	**-**	**-**	**-**	**-**
GRAND TOTAL REVENUES & OTHER FINANCING SOURCES		**$ 11,618,219**	**$ 10,000,000**	**$ 10,000,000**	**$ 6,019,561**	**$ 4,980,439**	**$ 11,000,000**	**10%**	**$ 11,500,000**	**5%**

SALES AND USE TAX DISTRICT #2 (56)
EXPENDITURE BUDGET

Account Number	Description	2013 Actual	2014 Original Adopted Budget (A)	2014 Last Amended Budget as of July 31, 2014 (B)	Actual Year-to-Date as of: July 31, 2014 (C)	Estimated Remaining for Year 2014 (D)	Projected Actual Result at Year End 2014 (Final Amended Budget) (E)	% Change Last Amended Budget vs. Projected Actual Result at Year End(Final Amended Budget [E / B - 1] (F)	2015 Proposed Budget (G)	% Change Projected Actual Result at Year End vs. Proposed Budget [G / E - 1] (H)
			BUDGET LINE ITEM BUDGET SUMMARY FOR YEAR ENDING 2014 AND 2015 PROPOSED							
		2013	2014 BUDGET						2015 BUDGET	
EXPENDITURES:										
GENERAL OPERATING EXPENDITURES:										
56.049.4046	PROFESSIONAL SERVICES	$ 87,028	$ 71,000	$ 71,000	$ 50,360	$ 59,640	$ 110,000	55%	$ 110,000	0%
56.049.4110	REFUND-SALES TAXES	44,616	20,000	20,000	75,545	9,455	85,000	325%	30,000	-65%
TOTAL GENERAL OPERATING EXPENDITURES		**131,644**	**91,000**	**91,000**	**125,906**	**69,094**	**195,000**	**114%**	**140,000**	**-28%**
OTHER FINANCING USES (TRANSFERS OUT):										
56.090.9012	TRANSFER OUT FIRE DIST #2	497,730	429,000	429,000	255,391	212,609	468,000	9%	492,000	5%
56.090.9037	TRANS OUT ROAD CONSTRUCTION	6,196,860	5,136,000	5,136,000	3,198,854	2,534,146	5,733,000	12%	6,091,500	6%
56.090.9051	TRANS OUT FIRE DISTRICT #1	2,488,603	2,146,500	2,146,500	1,276,958	1,064,042	2,341,000	9%	2,461,000	5%
56.090.9058	TRANS OUT S & U DIST #2 SINK	1,460,496	1,470,000	1,470,000	730,248	739,752	1,470,000	0%	1,481,500	1%
56.090.9077	TRANS OUT FIRE DISTRICT #3	842,309	726,500	726,500	432,201	359,799	792,000	9%	833,000	5%
TOTAL OTHER FINANCING USES		**11,485,998**	**9,908,000**	**9,908,000**	**5,893,652**	**4,910,348**	**10,804,000**	**9%**	**11,359,000**	**5%**
GRAND TOTAL EXPENDITURES & OTHER FINANCING USES		**$ 11,617,642**	**$ 9,999,000**	**$ 9,999,000**	**$ 6,019,558**	**$ 4,979,442**	**$ 10,999,000**	**10%**	**$ 11,499,000**	**5%**

FINS (59)
BUDGET SUMMARY

Description	2013 Actual	2014 Original Adopted Budget (A)	2014 Last Amended Budget as of July 31, 2014 (B)	Actual Year-to-Date as of: July 31, 2014 (C)	Estimated Remaining for Year 2014 (D)	Projected Actual Result at Year End 2014 (Final Amended Budget) (E)	% Change Last Amended Budget vs. Projected Actual Result at Year End(Final Amended Budget [E / B - 1] (F)	2015 Proposed Budget (G)	% Change Projected Actual Result at Year End vs. Proposed Budget [G / E - 1] (H)
		BUDGET SUMMARY BUDGET SUMMARY FOR YEAR ENDING 2014 AND 2015 PROPOSED							
	2013	2014 BUDGET						2015 BUDGET	
BEGINNING FUND BALANCE:	**$ 22,775**	**$ 16,884**	**$ 16,884**	**$ 16,884**	**$ 16,884**	**$ 16,884**	**0%**	**$ 3,884**	**-77%**
REVENUES:									
INTERGOVERNMENTAL	-	-	-	-	-	-	-	85,000	0%
MISCELLANEOUS	255	-	-	-	-	-	-	-	-
OTHER FINANCING SOURCES (TRANSFERS IN)	148,504	148,500	148,500	81,210	67,290	148,500	-	78,500	-47%
GRAND TOTAL REVENUES & OTHER FINANCING SOURCES	**148,759**	**148,500**	**148,500**	**81,210**	**67,290**	**148,500**	**0%**	**163,500**	**10%**
EXPENDITURES:									
PERSONNEL	154,650	161,500	161,500	75,370	86,130	161,500	-	164,000	2%
GENERAL OPERATING EXPENDITURES	-	-	-	-	-	-	-	-	-
GRAND TOTAL EXPENDITURES & OTHER FINANCING USES	**154,650**	**161,500**	**161,500**	**75,370**	**86,130**	**161,500**	**0%**	**164,000**	**2%**
EXCESS (DEFICIENCY) OF CURRENT REVENUES OVER EXPENDITURES	**(5,891)**	**(13,000)**	**(13,000)**	**5,840**	**(18,840)**	**(13,000)**	**0%**	**(500)**	**-96%**
ENDING FUND BALANCE:	**$ 16,884**	**$ 3,884**	**$ 3,884**	**$ 22,724**	**$ (1,956)**	**$ 3,884**	**0%**	**$ 3,384**	**-13%**

Explanation of Fund Balance change in excess of 10%: Change in Fund Balance is due to a deficiency of current revenues over expenditures. Consequently, this program will require more funding from the 23rd Judicial District in 2016.

FINS (59)
REVENUE BUDGET

Account Number	Description	2013 Actual	2014 Original Adopted Budget (A)	2014 Last Amended Budget as of July 31, 2014 (B)	Actual Year-to-Date as of: July 31, 2014 (C)	Estimated Remaining for Year 2014 (D)	Projected Actual Result at Year End 2014 (Final Amended Budget) (E)	% Change Last Amended Budget vs. Projected Actual Result at Year End(Final Amended Budget [E / B - 1] (F)	2015 Proposed Budget (G)	% Change Projected Actual Result at Year End vs. Proposed Budget [G / E - 1] (H)
			BUDGET LINE ITEM BUDGET SUMMARY FOR YEAR ENDING 2014 AND 2015 PROPOSED							
		2013	2014 BUDGET						2015 BUDGET	
REVENUES:										
INTERGOVERNMENTAL:										
59.033.3086	MISCELLANEOUS REVENUES	$ -	$ -	$ -	$ -	$ -	$ -	-	$ 85,000	-
TOTAL INTERGOVERNMENTAL		**-**	**-**	**-**	**-**	**-**	**-**	**-**	**85,000**	**-**
MISCELLANEOUS:										
59.035.3081	INTEREST EARNINGS	255	-	-	-	-	-	-	-	-
TOTAL MISCELLANEOUS		**255**	**-**	**-**	**-**	**-**	**-**	**-**	**-**	**-**
OTHER FINANCING SOURCES (TRANSFERS IN):										
59.095.9508	TRANSFER IN SALES & USE	65,004	65,000	65,000	32,502	32,498	65,000	0%	65,000	0%
59.095.9509	TRANSFER IN CRIMINAL COURT	83,500	83,500	83,500	48,708	34,792	83,500	0%	13,500	-84%
TOTAL OTHER FINANCING SOURCES		**148,504**	**148,500**	**148,500**	**81,210**	**67,290**	**148,500**	**0%**	**78,500**	**-47%**
GRAND TOTAL REVENUES & OTHER FINANCING SOURCES		**$ 148,759**	**$ 148,500**	**$ 148,500**	**$ 81,210**	**$ 67,290**	**$ 148,500**	**0%**	**$ 163,500**	**10%**

FINS (59)
EXPENDITURE BUDGET

Account Number	Description	2013 Actual	BUDGET LINE ITEM BUDGET SUMMARY FOR YEAR ENDING 2014 AND 2015 PROPOSED: 2014 BUDGET (A) 2014 Original Adopted Budget	(B) 2014 Last Amended Budget as of July 31, 2014	(C) Actual Year-to-Date as of: July 31, 2014	(D) Estimated Remaining for Year 2014	(E) Projected Actual Result at Year End 2014 (Final Amended Budget)	(F) % Change Last Amended Budget vs. Projected Actual Result at Year End(Final Amended Budget [E / B - 1]	2015 BUDGET (G) 2015 Proposed Budget	(H) % Change Projected Actual Result at Year End vs. Proposed Budget [G / E - 1]
EXPENDITURES:										
PERSONNEL:										
59.047.4002	SALARY	$ 124,888	$ 130,000	$ 130,000	$ 60,510	$ 69,491	$ 130,000	0%	$ 130,000	0%
59.047.4005	FICA TAX - EXPENSE	9,357	10,000	10,000	4,502	5,498	10,000	0%	10,000	0%
59.047.4007	RETIREMENT	12,452	12,000	12,000	5,363	6,637	12,000	0%	12,000	0%
59.047.4008	HEALTH INSURANCE	6,252	7,500	7,500	4,005	3,495	7,500	0%	7,500	0%
59.047.4009	HEALTH SAVINGS ACCT. EXPENSE	1,200	1,500	1,500	700	800	1,500	0%	2,500	67%
59.047.4053	WORKMEN'S COMPENSATION INS.	500	500	500	292	208	500	0%	2,000	300%
TOTAL PERSONNEL		**154,650**	**161,500**	**161,500**	**75,370**	**86,130**	**161,500**	**0%**	**164,000**	**2%**
GENERAL OPERATING EXPENDITURES:										
59.047.4116	TRUANCY PROGRAM	-	-	-	-	-	-	-	-	-
TOTAL GENERAL OPERATING EXPENDITURES		**-**	**-**	**-**	**-**	**-**	**-**	**-**	**-**	**-**
GRAND TOTAL EXPENDITURES & OTHER FINANCING USES		**$ 154,650**	**$ 161,500**	**$ 161,500**	**$ 75,370**	**$ 86,130**	**$ 161,500**	**0%**	**$ 164,000**	**2%**

FEMA-REPETITIVE LOSS REDUCTION ACQUISITION/ELEVATION (74)
BUDGET SUMMARY

		BUDGET SUMMARY BUDGET SUMMARY FOR YEAR ENDING 2014 AND 2015 PROPOSED							
	2013	2014 BUDGET						2015 BUDGET	
		(A)	(B)	(C)	(D)	(E)	(F)	(G)	(H)
Description	2013 Actual	2014 Original Adopted Budget	2014 Last Amended Budget as of July 31, 2014	Actual Year-to-Date as of: July 31, 2014	Estimated Remaining for Year 2014	Projected Actual Result at Year End 2014 (Final Amended Budget)	% Change Last Amended Budget vs. Projected Actual Result at Year End(Final Amended Budget [E / B - 1]	2015 Proposed Budget	% Change Projected Actual Result at Year End vs. Proposed Budget [G / E - 1]
BEGINNING FUND BALANCE:	**$ 566,078**	**$ 218,541**	**$ 218,541**	**$ 218,541**	**$ 218,541**	**$ 218,541**	**0%**	**$ 314,541**	**44%**
REVENUES:									
INTERGOVERNMENTAL GRANTS	462,126	-	-	298,485	3,515	302,000	-	-	-100%
OTHER FINANCING SOURCES (TRANSFERS IN)	-	-	-	-	-	-	-	-	-
GRAND TOTAL REVENUES & OTHER FINANCING SOURCES	**462,126**	**-**	**-**	**298,485**	**3,515**	**302,000**	**-**	**-**	**-100%**
EXPENDITURES:									
GENERAL OPERATING EXPENDITURES	809,664	-	-	205,523	477	206,000	-	-	-100%
OTHER FINANCING USES (TRANSFERS OUT)	-	-	-	-	-	-	-	-	-
GRAND TOTAL EXPENDITURES & OTHER FINANCING USES	**809,664**	**-**	**-**	**205,523**	**477**	**206,000**	**-**	**-**	**-100%**
EXCESS (DEFICIENCY) OF CURRENT REVENUES OVER EXPENDITURES	**(347,537)**	**-**	**-**	**92,962**	**3,038**	**96,000**	**-**	**-**	**-100%**
ENDING FUND BALANCE:	**$ 218,541**	**$ 218,541**	**$ 218,541**	**$ 311,502**	**$ 221,579**	**$ 314,541**	**44%**	**$ 314,541**	**0%**

FEMA-REPETITIVE LOSS REDUCTION ACQUISTION/ELEVATION (74)
REVENUE BUDGET

			BUDGET LINE ITEM BUDGET SUMMARY FOR YEAR ENDING 2014 AND 2015 PROPOSED							
		2013	2014 BUDGET						2015 BUDGET	
			(A)	(B)	(C)	(D)	(E)	(F)	(G)	(H)
Account Number	Description	2013 Actual	2014 Original Adopted Budget	2014 Last Amended Budget as of July 31, 2014	Actual Year-to-Date as of: July 31, 2014	Estimated Remaining for Year 2014	Projected Actual Result at Year End 2014 (Final Amended Budget)	% Change Last Amended Budget vs. Projected Actual Result at Year End(Final Amended Budget [E / B - 1]	2015 Proposed Budget	% Change Projected Actual Result at Year End vs. Proposed Budget [G / E - 1]
REVENUES:										
INTERGOVERNMENTAL GRANTS:										
74.037.3255	GRANT-FLOOD MITIGATION	$ 462,126	$ -	$ -	$ 298,485	$ 3,515	$ 302,000	-	$ -	-100%
TOTAL INTERGOVERNMENTAL GRANTS		**462,126**	**-**	**-**	**298,485**	**3,515**	**302,000**	**-**	**-**	**-100%**
OTHER FINANCING SOURCES (TRANSFERS IN):										
74.095.9505	TRANSFER IN FROM E.A. MAJOR		-	-	-	-	-	-	-	-
TOTAL OTHER FINANCING SOURCES		**-**	**-**	**-**	**-**	**-**	**-**	**-**	**-**	**-**
GRAND TOTAL REVENUES & OTHER FINANCING SOURCES		**$ 462,126**	**$ -**	**$ -**	**$ 298,485**	**$ 3,515**	**$ 302,000**	**-**	**$ -**	**-100%**

FEMA-REPETITIVE LOSS REDUCTION ACQUISTION/ELEVATION (74)
EXPENDITURE BUDGET

			BUDGET LINE ITEM BUDGET SUMMARY FOR YEAR ENDING 2014 AND 2015 PROPOSED							
		2013	2014 BUDGET						2015 BUDGET	
			(A)	(B)	(C)	(D)	(E)	(F)	(G)	(H)
Account Number	Description	2013 Actual	2014 Original Adopted Budget	2014 Last Amended Budget as of July 31, 2014	Actual Year-to-Date as of: July 31, 2014	Estimated Remaining for Year 2014	Projected Actual Result at Year End 2014 (Final Amended Budget)	% Change Last Amended Budget vs. Projected Actual Result at Year End(Final Amended Budget [E / B - 1]	2015 Proposed Budget	% Change Projected Actual Result at Year End vs. Proposed Budget [G / E - 1]
EXPENDITURES:										
GENERAL OPERATING EXPENDITURES:										
74.494.4280	GRANT-FLOOD MITIGATION	$ 809,664	$ -	$ -	$ 205,523	$ 477	$ 206,000	-	$ -	-100%
TOTAL GENERAL OPERATING EXPENDITURES		**809,664**	**-**	**-**	**205,523**	**477**	**206,000**	**-**	**-**	**-100%**
OTHER FINANCING SOURCES (TRANSFERS OUT):										
74.090.9005	TRANSFER OUT EA MAJOR DRAIN	-	-	-	-	-	-	-	-	-
TOTAL OTHER FINANCING SOURCES		**-**	**-**	**-**	**-**	**-**	**-**	**-**	**-**	**-**
GRAND TOTAL EXPENDITURES & OTHER FINANCING USES		**$ 809,664**	**$ -**	**$ -**	**$ 205,523**	**$ 477**	**$ 206,000**	**-**	**$ -**	**-100%**

HOMELAND SECURITY (76)
BUDGET SUMMARY

Description	2013 Actual	2014 Original Adopted Budget (A)	2014 Last Amended Budget as of July 31, 2014 (B)	Actual Year-to-Date as of: July 31, 2014 (C)	Estimated Remaining for Year 2014 (D)	Projected Actual Result at Year End 2014 (Final Amended Budget) (E)	% Change Last Amended Budget vs. Projected Actual Result at Year End(Final Amended Budget [E / B - 1] (F)	2015 Proposed Budget (G)	% Change Projected Actual Result at Year End vs. Proposed Budget [G / E - 1] (H)
		BUDGET SUMMARY BUDGET SUMMARY FOR YEAR ENDING 2014 AND 2015 PROPOSED							
	2013	2014 BUDGET						2015 BUDGET	
BEGINNING FUND BALANCE:	**$ 218,243**	**$ 222,054**	**$ 222,054**	**$ 222,054**	**$ 222,054**	**$ 222,054**	**0%**	**$ 4**	**-100%**
REVENUES:									
MISCELLANEOUS	(1,993)	-	-	-	-	-	-	-	-
INTERGOVERNMENTAL GRANTS	179,389	15,500	15,500	53,800	(53,800)	-	-100%	-	-
GRAND TOTAL REVENUES & OTHER FINANCING SOURCES	**177,396**	**15,500**	**15,500**	**53,800**	**(53,800)**	**-**	**-100%**	**-**	**-**
EXPENDITURES:									
GENERAL OPERATING EXPENDITURES	173,584	15,500	15,500	32,707	(32,707)	-	-100%	-	-
OTHER FINANCING USES (TRANSFERS OUT)	-	-	-	-	222,050	222,050	-	-	-100%
GRAND TOTAL EXPENDITURES & OTHER FINANCING USES	**173,584**	**15,500**	**15,500**	**32,707**	**189,343**	**222,050**	**1333%**	**-**	**-100%**
EXCESS (DEFICIENCY) OF CURRENT REVENUES OVER EXPENDITURES	**3,811**	**-**	**-**	**21,093**	**(243,143)**	**(222,050)**	**-**	**-**	**-100%**
ENDING FUND BALANCE:	**$ 222,054**	**$ 222,054**	**$ 222,054**	**$ 243,147**	**$ (21,088)**	**$ 4**	**-100%**	**$ 4**	**0%**

HOMELAND SECURITY (76)
REVENUE BUDGET

Account Number	Description	2013 Actual	2014 Original Adopted Budget (A)	2014 Last Amended Budget as of July 31, 2014 (B)	Actual Year-to-Date as of: July 31, 2014 (C)	Estimated Remaining for Year 2014 (D)	Projected Actual Result at Year End 2014 (Final Amended Budget) (E)	% Change Last Amended Budget vs. Projected Actual Result at Year End(Final Amended Budget [E / B - 1] (F)	2015 Proposed Budget (G)	% Change Projected Actual Result at Year End vs. Proposed Budget [G / E - 1] (H)
		2013	BUDGET LINE ITEM BUDGET SUMMARY FOR YEAR ENDING 2014 AND 2015 PROPOSED							
			2014 BUDGET						2015 BUDGET	
REVENUES:										
MISCELLANEOUS:										
76.035.3086	MISCELLANEOUS REVENUES	$ (1,993)	$ -	$ -	$ -	$ -	$ -	-	$ -	-
TOTAL MISCELLANEOUS		**(1,993)**	-	-	-	-	-	-	-	-
INTERGOVERNMENTAL GRANTS:										
76.037.3050	GRANTS-HOMELAND SECURITY	113,506	15,500	15,500	53,800	(53,800)	-	-100%	-	-
76.037.3265	GRANTS-UASI	65,883	-	-	-	-	-	-	-	-
TOTAL INTERGOVERNMENTAL GRANTS		**179,389**	**15,500**	**15,500**	**53,800**	**(53,800)**	**-**	**-100%**	**-**	**-**
GRAND TOTAL REVENUES & OTHER FINANCING SOURCES		**$ 177,396**	**$ 15,500**	**$ 15,500**	**$ 53,800**	**$ (53,800)**	**$ -**	**-100%**	**$ -**	**-**

HOMELAND SECURITY (76)
EXPENDITURE BUDGET

Account Number	Description	2013 Actual	2014 Original Adopted Budget (A)	2014 Last Amended Budget as of July 31, 2014 (B)	Actual Year-to-Date as of: July 31, 2014 (C)	Estimated Remaining for Year 2014 (D)	Projected Actual Result at Year End 2014 (Final Amended Budget) (E)	% Change Last Amended Budget vs. Projected Actual Result at Year End(Final Amended Budget [E / B - 1] (F)	2015 Proposed Budget (G)	% Change Projected Actual Result at Year End vs. Proposed Budget [G / E - 1] (H)
			BUDGET LINE ITEM BUDGET SUMMARY FOR YEAR ENDING 2014 AND 2015 PROPOSED							
		2013	2014 BUDGET						2015 BUDGET	
EXPENDITURES:										
GENERAL OPERATING EXPENDITURES:										
76.494.4378	GRANT-SHSP	$ 131,062	$ -	$ -	$ 32,707	$ (32,707)	$ -	-	$ -	-
76.494.4379	GRANT-UASI	42,523	15,500	15,500	-	-	-	-100%	-	-
TOTAL GENERAL OPERATING EXPENDITURES		**173,584**	**15,500**	**15,500**	**32,707**	**(32,707)**	**-**	**-100%**	**-**	**-**
OTHER FINANCING USES (TRANSFERS OUT):										
76.090.9002	TRANSFER OUT GENERAL FUND	-	-	-	-	222,050	222,050	-	-	-100%
TOTAL OTHER FINANCING USES		**-**	**-**	**-**	**-**	**222,050**	**222,050**	**-**	**-**	**-100%**
GRAND TOTAL EXPENDITURES & OTHER FINANCING USES		**$ 173,584**	**$ 15,500**	**$ 15,500**	**$ 32,707**	**$ 189,343**	**$ 222,050**	**1333%**	**$ -**	**-100%**

FIRE DISTRICT #3 (77)
BUDGET SUMMARY

Description	2013 Actual	2014 Original Adopted Budget (A)	2014 Last Amended Budget as of July 31, 2014 (B)	Actual Year-to-Date as of: July 31, 2014 (C)	Estimated Remaining for Year 2014 (D)	Projected Actual Result at Year End 2014 (Final Amended Budget) (E)	% Change Last Amended Budget vs. Projected Actual Result at Year End(Final Amended Budget [E / B - 1] (F)	2015 Proposed Budget (G)	% Change Projected Actual Result at Year End vs. Proposed Budget [G / E - 1] (H)
		BUDGET SUMMARY BUDGET SUMMARY FOR YEAR ENDING 2014 AND 2015 PROPOSED							
	2013	2014 BUDGET						2015 BUDGET	
BEGINNING FUND BALANCE:	**$ 6,290,614**	**$ 7,463,287**	**$ 7,463,287**	**$ 7,463,287**	**$ 7,463,287**	**$ 7,463,287**	**0%**	**$ 8,447,487**	**13%**
REVENUES:									
TAXES	3,920,417	3,726,500	3,726,500	3,101,077	829,923	3,931,000	5%	3,931,000	0%
INTERGOVERNMENTAL	467,740	297,500	297,500	228,034	70,466	298,500	0%	298,500	0%
MISCELLANEOUS	19,473	6,000	6,000	400	16,100	16,500	175%	16,500	0%
OTHER FINANCING SOURCES (TRANSFERS IN	842,309	726,500	726,500	432,201	359,799	792,000	9%	833,000	5%
GRAND TOTAL REVENUES & OTHER FINANCING SOURCES	**5,249,939**	**4,756,500**	**4,756,500**	**3,761,712**	**1,276,288**	**5,038,000**	**6%**	**5,079,000**	**1%**
EXPENDITURES:									
PERSONNEL	1,578,157	2,164,000	2,164,000	1,096,711	1,036,289	2,133,000	-1%	2,813,000	32%
GENERAL OPERATING EXPENDITURES	557,743	883,300	888,900	503,549	420,751	924,300	4%	961,000	4%
CAPITAL OUTLAY	414,865	720,000	720,000	258,064	461,936	720,000	0%	502,500	-30%
OTHER FINANCING USES (TRANSFERS OUT)	1,526,500	40,000	40,000	40,000	236,500	276,500	591%	1,540,000	457%
GRAND TOTAL EXPENDITURES & OTHER FINANCING USES	**4,077,265**	**3,807,300**	**3,812,900**	**1,898,325**	**2,155,475**	**4,053,800**	**6%**	**5,816,500**	**43%**
EXCESS (DEFICIENCY) OF CURRENT REVENUES OVER EXPENDITURES	**1,172,673**	**949,200**	**943,600**	**1,863,387**	**(879,187)**	**984,200**	**4%**	**(737,500)**	**-175%**
ENDING FUND BALANCE:	**$ 7,463,287**	**$ 8,412,487**	**$ 8,406,887**	**$ 9,326,674**	**$ 6,584,100**	**$ 8,447,487**	**0%**	**$ 7,709,987**	**-9%**

FIRE DISTRICT #3 (77)
REVENUE BUDGET

Account Number	Description	2013 Actual	2014 Original Adopted Budget (A)	2014 Last Amended Budget as of July 31, 2014 (B)	Actual Year-to-Date as of: July 31, 2014 (C)	Estimated Remaining for Year 2014 (D)	Projected Actual Result at Year End 2014 (Final Amended Budget) (E)	% Change Last Amended Budget vs. Projected Actual Result at Year End(Final Amended Budget [E / B - 1] (F)	2015 Proposed Budget (G)	% Change Projected Actual Result at Year End vs. Proposed Budget [G / E - 1] (H)
			BUDGET LINE ITEM BUDGET SUMMARY FOR YEAR ENDING 2014 AND 2015 PROPOSED							
		2013	2014 BUDGET						2015 BUDGET	
REVENUES:										
TAXES:										
77.031.3001	AD VALOREM TAXES-A	$ 1,750,053	$ 1,670,000	$ 1,670,000	$ 1,433,167	$ 331,333	$ 1,764,500	6%	$ 1,764,500	0%
77.031.3006	PARCEL FEE	400,886	386,500	386,500	234,743	167,257	402,000	4%	402,000	0%
77.031.3011	AD VALOREM TAX-B	1,769,477	1,670,000	1,670,000	1,433,167	331,333	1,764,500	6%	1,764,500	0%
TOTAL TAXES		**3,920,417**	**3,726,500**	**3,726,500**	**3,101,077**	**829,923**	**3,931,000**	**5%**	**3,931,000**	**0%**
INTERGOVERNMENTAL:										
77.033.3042	STATE REVENUE SHARING	339,679	170,000	170,000	99,167	70,833	170,000	0%	170,000	0%
77.033.3047	FIRE INS.REBATE-STATE TREAS.	127,842	127,500	127,500	128,912	(412)	128,500	1%	128,500	0%
77.033.3055	REIMBURSEMENT - FEMA	-	-	-	(45)	45	-	-	-	-
77.033.3056	FEMA ASSITANCE TO FIREFIGHTE	219	-	-	-	-	-	-	-	-
TOTAL INTERGOVERNMENTAL		**467,740**	**297,500**	**297,500**	**228,034**	**70,466**	**298,500**	**0%**	**298,500**	**0%**
MISCELLANEOUS:										
77.035.3081	INTEREST EARNINGS	17,756	6,000	6,000	-	16,500	16,500	175%	16,500	0%
77.035.3084	PROCEEDS-SALES OF PROPERTY	-	-	-	400	(400)	-	-	-	-
77.035.3086	MISCELLANEOUS REVENUES	1,717	-	-	-	-	-	-	-	-
TOTAL MISCELLANEOUS		**19,473**	**6,000**	**6,000**	**400**	**16,100**	**16,500**	**175%**	**16,500**	**0%**
OTHER FINANCING SOURCES (TRANSFERS IN):										
77.095.9556	TRANSFER IN S & U DIST. #2	842,309	726,500	726,500	432,201	359,799	792,000	9%	833,000	5%
TOTAL OTHER FINANCING SOURCES		**842,309**	**726,500**	**726,500**	**432,201**	**359,799**	**792,000**	**9%**	**833,000**	**5%**
GRAND TOTAL REVENUES & OTHER FINANCING SOURCES		**$ 5,249,939**	**$ 4,756,500**	**$ 4,756,500**	**$ 3,761,712**	**$ 1,276,288**	**$ 5,038,000**	**6%**	**$ 5,079,000**	**1%**

FIRE DISTRICT #3 (77)
EXPENDITURE BUDGET

Account Number	Description	2013 Actual	2014 Original Adopted Budget (A)	2014 Last Amended Budget as of July 31, 2014 (B)	Actual Year-to-Date as of: July 31, 2014 (C)	Estimated Remaining for Year 2014 (D)	Projected Actual Result at Year End 2014 (Final Amended Budget) (E)	% Change Last Amended Budget vs. Projected Actual Result at Year End(Final Amended Budget [E / B - 1] (F)	2015 Proposed Budget (G)	% Change Projected Actual Result at Year End vs. Proposed Budget [G / E - 1] (H)
		2013	BUDGET LINE ITEM BUDGET SUMMARY FOR YEAR ENDING 2014 AND 2015 PROPOSED						2015 BUDGET	
			2014 BUDGET							
EXPENDITURES:										
PERSONNEL:										
77.052.4001	SALARY - PER DIEM	$ 810	$ 2,000	$ 2,000	$ 480	$ 1,520	$ 2,000	0%	$ 2,000	0%
77.052.4002	SALARY	145,756	148,000	148,000	80,987	67,013	148,000	0%	154,000	4%
77.052.4003	SALARY	646,758	991,000	991,000	493,952	497,048	991,000	0%	1,379,500	39%
77.052.4004	CONTRACT LABOR	412,186	430,000	430,000	220,973	209,027	430,000	0%	430,000	0%
77.052.4005	FICA TAX - EXPENSE	16,161	16,000	16,000	10,768	7,232	18,000	13%	24,500	36%
77.052.4007	RETIREMENT	222,580	311,000	311,000	168,356	142,644	311,000	0%	478,500	54%
77.052.4008	HEALTH INSURANCE	100,309	168,000	168,000	94,036	73,964	168,000	0%	244,500	46%
77.052.4053	WORKMEN'S COMPENSATION INS.	33,598	98,000	98,000	27,159	37,841	65,000	-34%	100,000	54%
TOTAL PERSONNEL		**1,578,157**	**2,164,000**	**2,164,000**	**1,096,711**	**1,036,289**	**2,133,000**	**-1%**	**2,813,000**	**32%**
GENERAL OPERATING EXPENDITURES:										
77.052.4000	ADMINISTRATIVE FEE	-	190,300	190,300	111,008	79,292	190,300	0%	203,000	7%
77.052.4015	PUBLICATION - LEGAL NOTICES	470	2,000	2,000	312	688	1,000	-50%	1,000	0%
77.052.4020	UTILITIES	28,260	32,500	32,500	19,717	20,283	40,000	23%	46,000	15%
77.052.4024	TELEPHONE	14,762	17,000	17,000	8,819	9,681	18,500	9%	20,000	8%
77.052.4026	EQUIPMENT RENTALS	2,444	3,000	3,000	1,125	1,875	3,000	0%	3,000	0%
77.052.4031	MAINTENANCE - BUILD & GROUND	16,578	22,000	22,000	3,585	21,415	25,000	14%	25,000	0%
77.052.4032	MAINT & SUPPLIES-VEH & EQUIP	92,676	100,000	105,600	41,095	73,905	115,000	9%	115,000	0%
77.052.4045	ELECTION EXPENSE	-	22,000	22,000	-	22,000	22,000	0%	-	-100%
77.052.4046	PROFESSIONAL SERVICES	13,091	56,000	56,000	7,105	39,895	47,000	-16%	25,500	-46%
77.052.4049	DUES & SUBSCRIPTION	669	1,500	1,500	406	1,094	1,500	0%	1,500	0%
77.052.4050	FIRE,CASUALTY & GEN LIAB INS	27,665	30,000	30,000	35,880	120	36,000	20%	40,000	11%
77.052.4052	VEHICLE & EQUIPMENT INS.	26,025	28,000	28,000	26,913	1,087	28,000	0%	29,000	4%
77.052.4060	OFFICE SUPPLIES	1,753	1,500	1,500	1,659	1,341	3,000	100%	3,000	0%
77.052.4061	OPERATING SUPPLIES	37,020	40,000	40,000	19,750	40,250	60,000	50%	60,000	0%
77.052.4070	SMALL TOOLS & EQUIPMENT	512	2,500	2,500	1,150	1,350	2,500	0%	2,500	0%
77.052.4072	FUEL	35,209	43,000	43,000	18,111	24,889	43,000	0%	43,000	0%
77.052.4074	TRAVEL/TRAINING	-	36,000	36,000	350	9,650	10,000	-72%	65,000	550%

FIRE DISTRICT #3 (77)
EXPENDITURE BUDGET

Account Number	Description	2013 Actual	2014 Original Adopted Budget (A)	2014 Last Amended Budget as of July 31, 2014 (B)	Actual Year-to-Date as of: July 31, 2014 (C)	Estimated Remaining for Year 2014 (D)	Projected Actual Result at Year End 2014 (Final Amended Budget) (E)	% Change Last Amended Budget vs. Projected Actual Result at Year End(Final Amended Budget [E / B - 1] (F)	2015 Proposed Budget (G)	% Change Projected Actual Result at Year End vs. Proposed Budget [G / E - 1] (H)
		2013	BUDGET LINE ITEM BUDGET SUMMARY FOR YEAR ENDING 2014 AND 2015 PROPOSED — 2014 BUDGET						2015 BUDGET	
77.052.4075	TRANSPORTATION & MILEAGE	7,200	7,500	7,500	4,200	3,300	7,500	0%	7,500	0%
77.052.4078	APPROPRIATIONS & GRANTS	221	-	-	-	-	-	-	-	-
77.052.4098	CONTR.RETIRE SYS DED TAX COL	119,036	115,000	115,000	67,083	52,917	120,000	4%	120,000	0%
77.052.4099	MISCELLANEOUS EXPENSE	6,309	6,000	6,000	6,367	15,633	22,000	267%	22,000	0%
77.083.4097	INTERGOVERN.PAY FIRE REBATE	127,842	127,500	127,500	128,912	88	129,000	1%	129,000	0%
TOTAL GENERAL OPERATING EXPENDITURES		**557,743**	**883,300**	**888,900**	**503,549**	**420,751**	**924,300**	**4%**	**961,000**	**4%**
CAPITAL OUTLAY:										
77.052.4087	ACQUISITIONS-VEHICLE & EQUIP	414,865	720,000	720,000	258,064	461,936	720,000	0%	202,500	-72%
77.052.4088	ACQUISITIONS-BLDGS & LAND	-	-	-	-	-	-	-	300,000	-
TOTAL CAPITAL OUTLAY		**414,865**	**720,000**	**720,000**	**258,064**	**461,936**	**720,000**	**0%**	**502,500**	**-30%**
OTHER FINANCING USES (TRANSFERS OUT):										
77.090.9002	TRANSFER OUT GENERAL FUND	181,000	-	-	-	-	-	-	-	-
77.090.9083	TRANS OUT FD #3 CONSTRUCTION	1,345,500	40,000	40,000	40,000	236,500	276,500	591%	1,540,000	457%
TOTAL OTHER FINANCING USES		**1,526,500**	**40,000**	**40,000**	**40,000**	**236,500**	**276,500**	**591%**	**1,540,000**	**457%**
GRAND TOTAL EXPENDITURES & OTHER FINANCING USES		**$ 4,077,265**	**$ 3,807,300**	**$ 3,812,900**	**$ 1,898,325**	**$ 2,155,475**	**$ 4,053,800**	**6%**	**$ 5,816,500**	**43%**

PARISH OF ASCENSION
LOUISIANA

ASCENSION PARISH GOVERNMENT

DEBT SERVICE FUNDS

PARISH OF ASCENSION

LOUISIANA

DEBT SERVICE
TABLE OF CONTENTS

FUND #	DESCRIPTION	PAGES
	DEBT SERVICE SUMMARY OVERVIEW	213-216
	DEBT SERVICE BUDGET SUMMARY	217
23	LIBRARY BOND FUND	218-220
32	SALES & USE TAX DISTRICT #1 SINKING	221-223
33	EAST ASCENSION DRAINAGE SINKING	224-226
39	EQUIPMENT INSTALLMENT PURCHASE DEBT SERVICE	227-229
58	SALES & USE TAX DISTRICT #2 SINKING	230-232
63	BAYOU TERRACE BOND	233-234
81	FIRE DISTRICT #1 RESERVE	235-237
82	FIRE DISTRICT #1 SINKING	238-240
92	ACUD #1 SINKING	241-243
93	ACUD #1 RESERVE	244-245

PARISH OF ASCENSION

LOUISIANA

ASCENSION PARISH GOVERNMENT
State of Louisiana

DEBT SERVICE FUNDS

Summary Overview

Debt service funds are used to account for the accumulation of resources for, and the payment of, general long-term debt principal, interest and related costs.

The debt service funds' primary sources of revenue are from transfers in from special revenue funds. These proceeds are used to meet the current year's debt service requirements.

Fund Descriptions

LIBRARY BOND FUND
The Library Bond Fund is used to accumulate monies for payment of the 2005 and 2012 bond issuances of $9,595,000 and $9,220,000, respectively, for the purpose of acquiring sites and erecting buildings, including furniture, fixtures and equipment, for the public libraries in the Parish.

SALES AND USE TAX DISTRICT NO. 1 SINKING AND RESERVE DEBT SERVICE FUNDS
The Sales and Use Tax Sinking and Reserve Debt Service Funds are used to accumulate monies for payment of the $1.8 million refunding bonds issued in 1996 and the $10.3 million capital improvement revenue bonds issued in 2007 for renovations and additions to the Parish Prison. The bond issues are financed through a dedication of Parish sales taxes.

EAST ASCENSION DRAINAGE SINKING AND RESERVE DEBT SERVICE FUNDS
The East Ascension Drainage Sinking and Reserve Debt Service Funds are used to accumulate monies for payment of the $65.2 million public improvement refunding bonds issued in 2007 to fund drainage projects of the East Ascension Drainage District of the Parish. The bond issue is financed through a dedication of drainage sales taxes and ad valorem taxes.

EQUIPMENT INSTALLMENT PURCHASE DEBT SERVICE
The Equipment Installment Purchase Debt Service Fund is used to accumulate monies for the payment of equipment purchases for various departments in the Parish.

SALES AND USE TAX DISTRICT NO. 2 SINKING DEBT SERVICE FUND
The Sales and Use Tax District No. 2 Sinking Debt Service Fund is used to accumulate monies for payment of the $16,000,000 bond issued in 2001 to fund road construction, maintenance and fire protection. The bond issues are financed through a dedication of Parish sales taxes. The debt service reserve requirement is maintained through reserve fund insurance.

BAYOU TERRACE BOND
The Bayou Terrace Bond Fund is used to accumulate funds for the payment of the $606,960 debt issued in 1997 to fund Bayou Terrace road improvements.

ASCENSION PARISH GOVERNMENT
State of Louisiana

DEBT SERVICE FUNDS

FIRE DISTRICT NO. 1 SINKING AND RESERVE DEBT SERVICE FUNDS

The Fire District No. 1 Reserve and Sinking Debt Service Funds are used to accumulate monies for payment of the $1,725,000 sales tax revenue bonds issued in 2005. Additionally, Fire District No.1 issued $1.5 million in bonds during 2011 for the purchase of fire trucks. The bond issues are financed through the dedication of Parish sales taxes.

ACUD #1 SINKING AND RESERVE DEBT SERVICE FUNDS

The ACUD No. 1 Sinking and Reserve Debt Service Funds are used to accumulate monies for payment of the $402,500 water revenue bonds issued in 2004, the $4,455,000 water utility revenue bonds issued in 2007, the $700,000 taxable water revenue bonds issued in 2010, and the $550,000 loan from Ascension Parish Government issued in 2013.

ASCENSION PARISH GOVERNMENT
State of Louisiana

DEBT SERVICE FUNDS

Legal Debt Limit

State law allows a maximum debt limit equal to 35% of the total assessed valuation for the Parish. At December 31, 2013 (the last available property assessment for the Parish), the Parish's outstanding debt was at 19% of the legal debt limit, which was calculated at nearly $362 million. Below is the calculation of the legal debt margin of the Parish for the previous 10 years.

LEGAL DEBT MARGIN CALCULATION
LAST TEN YEARS

Year	Assessed Value	Any One Purpose (1)	Aggregate All Purposes (1)	Debt Outstanding (2)	Legal Debt Margin	Legal Debt Margin to Aggregate Debt Limit
2013	$1,035,526,840	$ 103,552,684	$ 362,434,394	$ 65,575,000	$ 296,859,394	81.91%
2012	951,983,926	95,198,393	333,194,374	67,145,000	266,049,374	79.85%
2011	875,112,560	87,511,256	306,289,396	68,640,000	237,649,396	77.59%
2010	813,439,490	81,343,949	284,703,822	70,075,000	214,628,822	75.39%
2009	825,292,820	82,529,282	288,852,487	71,470,000	217,382,487	75.26%
2008	777,816,210	77,781,621	272,235,674	72,820,000	199,415,674	73.25%
2007	687,107,090	68,710,709	240,487,482	74,585,000	165,902,482	68.99%
2006	612,029,340	61,202,934	214,210,269	9,595,000	204,615,269	95.52%
2005	513,616,680	51,361,668	179,765,838	9,595,000	170,170,838	94.66%
2004	482,725,460	48,272,546	168,953,911	-	168,953,911	100.00%

Source: Ascension Parish Tax Assessor

(1) Legal debt limit is 35% of the total assessed value of taxable property (10% of the assessed value of taxable property for any one purpose)

(2) Indebtedness for all purposes combined for debt secured by ad valorem taxes. Includes a public improvement bond for the East Ascension Drainage District

AMOUNT OF OUTSTANDING BONDS AS OF JANUARY 1, 2015

	OUTSTANDING BALANCE	MATURITY DATE
ASCENSION PARISH LIBRARY (ST 2012)	$ 9,100,000	4/1/2035
EAST ASCENSION CONSOLIDATED GRAVITY (ST 2007)	$ 55,910,000	12/1/2047
ASCENSION PARISH SALES TAX DISTRICT #1 (ST 2007-JAIL)	$ 7,595,000	12/1/2027
ASCENSION PARISH SALES DISTRICT #2 (ST-2009)	$ 2,775,000	11/1/2016
ASCENSION PARISH FIRE DISTRICT #1 (ST 2005)	$ 1,425,000	8/1/2035
ASCENSION PARISH FIRE DISTRICT #1 (ST 2011)	$ 900,000	8/1/2018
ASCENSION CONSOLIDATED UTILITIES DISTRICT #1 (ST 2004)	$ 363,033	8/14/2044
ASCENSION CONSOLIDATED UTILITIES DISTRICT #1 (ST 2007)	$ 3,830,000	12/1/2032
ASCENSION CONSOLIDATED UTILITIES DISTRICT #1 (ST 2010)	$ 585,000	12/1/2030
ASCENSION CONSOLIDATED UTILITIES DISTRICT #1 (ST-2013)	$ 550,000	12/1/2026
TOTAL OUTSTANDING BONDS	$ 83,033,033	

ASCENSION PARISH GOVERNMENT --- 2015 DEBT SERVICE

	Principal	**Interest & Bank Charges**	**Total Debt Service**
LIBRARY BOND FUND	$ 345,000	$ 234,500	$ 579,500
SALES & USE DIST. #1 SINKING	$ 450,000	$ 347,000	$ 797,000
SALES & USE DIST. #2 SINKING	$ 1,355,000	$ 126,000	$ 1,481,000
EQUIP INSTALLMENT PURCHASE DEBT SERVICE	$ 94,000	$ 3,500	$ 97,500
E. A. MAJOR SINKING	$ 1,490,000	$ 2,598,500	$ 4,088,500
FIRE DISTRICT #1 SINKING	$ 255,000	$ 102,000	$ 357,000
ASCENSION CONSOLIDATED UTILITIES DIST #1	$ 231,000	$ 200,500	$ 431,500
TOTAL DEBT SERVICE EXPENSE	$ 4,220,000	$ 3,612,000	$ 7,832,000

NOTE: PARISH'S OUTSTANDING DEBT AS OF JANUARY 1, 2015 = $83,033,033

DEBT SERVICE FUNDS
BUDGET SUMMARY

Description	2013 Actual	2014 Original Adopted Budget (A)	2014 Last Amended Budget as of July 31, 2014 (B)	Actual Year-to-Date as of: July 31, 2014 (C)	Estimated Remaining for Year 2014 (D)	Projected Actual Result at Year End 2014 (Final Amended Budget) (E)	% Change Last Amended Budget vs. Projected Actual Result at Year End(Final Amended Budget [E / B - 1] (F)	2015 Proposed Budget (G)	% Change Projected Actual Result at Year End vs. Proposed Budget [G / E - 1] (H)
		BUDGET SUMMARY BUDGET SUMMARY FOR YEAR ENDING 2014 AND 2015 PROPOSED							
	2013	2014 BUDGET						2015 BUDGET	
BEGINNING FUND BALANCE:	**$ 2,127,256**	**$ 2,692,532**	**$ 2,692,532**	**$ 2,692,532**	**$ 2,692,532**	**$ 2,692,532**	**0%**	**$ 2,936,032**	**9%**
REVENUES:									
INTERGOVERNMENTAL	477,563	500,000	500,000	175,389	860,111	1,035,500	107%	1,061,000	2%
MISCELLANEOUS	168	-	-	-	-	-	-	-	-
BOND PROCEEDS	-	-	-	-	-	-	-	-	-
OTHER FINANCING SOURCES (TRANSFERS IN)	7,573,554	6,618,000	6,618,000	4,018,994	2,865,006	6,884,000	4%	6,723,500	-2%
GRAND TOTAL REVENUES & OTHER FINANCING SOURCES	**8,051,286**	**7,118,000**	**7,118,000**	**4,194,383**	**3,725,117**	**7,919,500**	**11%**	**7,784,500**	**-2%**
EXPENDITURES:									
DEBT SERVICE	7,097,915	7,106,000	7,106,000	2,017,386	5,658,614	7,676,000	8%	7,832,000	2%
OTHER FINANCING USES (TRANSFERS OUT)	388,096	-	-	-	-	-	-	-	-
GRAND TOTAL EXPENDITURES & OTHER FINANCING USES	**7,486,011**	**7,106,000**	**7,106,000**	**2,017,386**	**5,658,614**	**7,676,000**	**8%**	**7,832,000**	**2%**
EXCESS (DEFICIENCY) OF CURRENT REVENUES OVER EXPENDITURES	**565,275**	**12,000**	**12,000**	**2,176,997**	**(1,933,497)**	**243,500**	**1929%**	**(47,500)**	**-120%**
ENDING FUND BALANCE:	**$ 2,692,532**	**$ 2,704,532**	**$ 2,704,532**	**$ 4,869,529**	**$ 759,035**	**$ 2,936,032**	**9%**	**$ 2,888,532**	**-2%**

LIBRARY BOND FUND (23)
BUDGET SUMMARY

Description	2013 Actual	BUDGET SUMMARY BUDGET SUMMARY FOR YEAR ENDING 2014 AND 2015 PROPOSED 2014 BUDGET (A) 2014 Original Adopted Budget	(B) 2014 Last Amended Budget as of July 31, 2014	(C) Actual Year-to-Date as of: July 31, 2014	(D) Estimated Remaining for Year 2014	(E) Projected Actual Result at Year End 2014 (Final Amended Budget)	(F) % Change Last Amended Budget vs. Projected Actual Result at Year End(Final Amended Budget [E / B - 1]	2015 BUDGET (G) 2015 Proposed Budget	(H) % Change Projected Actual Result at Year End vs. Proposed Budget [G / E - 1]
BEGINNING FUND BALANCE:	**$ 233,205**	**$ 233,205**	**$ 233,205**	**$ 233,205**	**$ 233,205**	**$ 233,205**	**0%**	**$ 276,705**	**19%**
REVENUES:									
INTERGOVERNMENTAL	-	-	-	-	615,500	615,500	-	641,000	4%
GRAND TOTAL REVENUES & OTHER FINANCING SOURCES	**-**	**-**	**-**	**-**	**615,500**	**615,500**	**-**	**641,000**	**4%**
EXPENDITURES:									
DEBT SERVICE	-	-	-	-	572,000	572,000	-	579,500	1%
GRAND TOTAL EXPENDITURES & OTHER FINANCING USES	**-**	**-**	**-**	**-**	**572,000**	**572,000**	**-**	**579,500**	**1%**
EXCESS (DEFICIENCY) OF CURRENT REVENUES OVER EXPENDITURES	**-**	**-**	**-**	**-**	**43,500**	**43,500**	**-**	**61,500**	**41%**
ENDING FUND BALANCE:	**$ 233,205**	**$ 233,205**	**$ 233,205**	**$ 233,205**	**$ 276,705**	**$ 276,705**	**19%**	**$ 338,205**	**22%**

Explanation of Change in Fund Balance in excess of 10%: Change in fund balance is due to excess of current revenues over expenditures.

LIBRARY BOND FUND (23)
REVENUE BUDGET

			BUDGET LINE ITEM BUDGET FOR YEAR ENDING 2014 AND 2015 PROPOSED							
		2013	2014 BUDGET						2015 BUDGET	
			(A)	(B)	(C)	(D)	(E)	(F)	(G)	(H)
Account Number	Description	2013 Actual	2014 Original Adopted Budget	2014 Last Amended Budget as of July 31, 2014	Actual Year-to-Date as of: July 31, 2014	Estimated Remaining for Year 2014	Projected Actual Result at Year End 2014 (Final Amended Budget)	% Change Last Amended Budget vs. Projected Actual Result at Year End(Final Amended Budget [E / B - 1]	2015 Proposed Budget	% Change Projected Actual Result at Year End vs. Proposed Budget [G / E - 1]
REVENUES:										
INTERGOVERNMENTAL:										
23.033.3086	MISCELLANEOUS REVENUES	$ -	$ -	$ -	$ -	$ 615,500	$ 615,500	-	$ 641,000	4%
TOTAL INTERGOVERNMENTAL		**-**	**-**	**-**	**-**	**615,500**	**615,500**	**-**	**641,000**	**4%**
GRAND TOTAL REVENUES & OTHER FINANCING SOURCES		**$ -**	**$ -**	**$ -**	**$ -**	**$ 615,500**	**$ 615,500**	**-**	**$ 641,000**	**4%**

LIBRARY BOND FUND (23)
EXPENDITURE BUDGET

			BUDGET LINE ITEM BUDGET FOR YEAR ENDING 2014 AND 2015 PROPOSED							
		2013	2014 BUDGET						2015 BUDGET	
			(A)	(B)	(C)	(D)	(E)	(F)	(G)	(H)
Account Number	Description	2013 Actual	2014 Original Adopted Budget	2014 Last Amended Budget as of July 31, 2014	Actual Year-to-Date as of: July 31, 2014	Estimated Remaining for Year 2014	Projected Actual Result at Year End 2014 (Final Amended Budget)	% Change Last Amended Budget vs. Projected Actual Result at Year End(Final Amended Budget [E / B - 1]	2015 Proposed Budget	% Change Projected Actual Result at Year End vs. Proposed Budget [G / E - 1]
EXPENDITURES:										
DEBT SERVICE:										
23.082.4055	PRINCIPLE	$ -	$ -	$ -	$ -	$ 335,000	$ 335,000	-	$ 345,000	3%
23.082.4056	INTEREST EXPENSE	-	-	-	-	237,000	237,000	-	234,500	-1%
TOTAL DEBT SERVICE		**-**	**-**	**-**	**-**	**572,000**	**572,000**	**-**	**579,500**	**1%**
GRAND TOTAL EXPENDITURES & OTHER FINANCING USES		**$ -**	**$ -**	**$ -**	**$ -**	**$ 572,000**	**$ 572,000**	**-**	**$ 579,500**	**1%**

SALES & USE TAX DISTRICT #1 SINKING (32)
BUDGET SUMMARY

Description	2013 Actual	2014 Original Adopted Budget (A)	2014 Last Amended Budget as of July 31, 2014 (B)	Actual Year-to-Date as of: July 31, 2014 (C)	Estimated Remaining for Year 2014 (D)	Projected Actual Result at Year End 2014 (Final Amended Budget) (E)	% Change Last Amended Budget vs. Projected Actual Result at Year End(Final Amended Budget [E / B - 1] (F)	2015 Proposed Budget (G)	% Change Projected Actual Result at Year End vs. Proposed Budget [G / E - 1] (H)
		BUDGET SUMMARY BUDGET SUMMARY FOR YEAR ENDING 2014 AND 2015 PROPOSED							
	2013	2014 BUDGET						2015 BUDGET	
BEGINNING FUND BALANCE:	**$ 518,656**	**$ 524,756**	**$ 524,756**	**$ 524,756**	**$ 524,756**	**$ 524,756**	**0%**	**$ 718,756**	**37%**
REVENUES:									
INTERGOVERNMENTAL	477,563	500,000	500,000	175,389	244,611	420,000	-16%	420,000	0%
MISCELLANEOUS	-	-	-	-	-	-	-	-	-
OTHER FINANCING SOURCES (TRANSFERS IN)	324,000	302,000	302,000	463,084	104,916	568,000	88%	242,000	-57%
GRAND TOTAL REVENUES & OTHER FINANCING SOURCES	**801,563**	**802,000**	**802,000**	**638,473**	**349,527**	**988,000**	**23%**	**662,000**	**-33%**
EXPENDITURES:									
DEBT SERVICE	795,464	794,000	794,000	180,679	613,321	794,000	0%	797,000	0%
OTHER FINANCING SOURCES (TRANSFERS OUT)	-	-	-	-	-	-	-	-	-
GRAND TOTAL EXPENDITURES & OTHER FINANCING USES	**795,464**	**794,000**	**794,000**	**180,679**	**613,321**	**794,000**	**0%**	**797,000**	**0%**
EXCESS (DEFICIENCY) OF CURRENT REVENUES OVER EXPENDITURES	**6,100**	**8,000**	**8,000**	**457,794**	**(263,794)**	**194,000**	**2325%**	**(135,000)**	**-170%**
ENDING FUND BALANCE:	**$ 524,756**	**$ 532,756**	**$ 532,756**	**$ 982,549**	**$ 260,962**	**$ 718,756**	**35%**	**$ 583,756**	**-19%**

SALES & USE TAX SINKING (32)
REVENUE BUDGET

			BUDGET LINE ITEM BUDGET FOR YEAR ENDING 2014 AND 2015 PROPOSED							
		2013	2014 BUDGET						2015 BUDGET	
			(A)	(B)	(C)	(D)	(E)	(F)	(G)	(H)
Account Number	Description	2013 Actual	2014 Original Adopted Budget	2014 Last Amended Budget as of July 31, 2014	Actual Year-to-Date as of: July 31, 2014	Estimated Remaining for Year 2014	Projected Actual Result at Year End 2014 (Final Amended Budget)	% Change Last Amended Budget vs. Projected Actual Result at Year End(Final Amended Budget [E / B - 1]	2015 Proposed Budget	% Change Projected Actual Result at Year End vs. Proposed Budget [G / E - 1]
REVENUES:										
INTERGOVERNMENTAL:										
32.033.3043	PRISONER REVENUE - SHERIFF	$ 477,563	$ 500,000	$ 500,000	$ 175,389	$ 244,611	$ 420,000	-16%	$ 420,000	0%
TOTAL INTERGOVERNMENTAL		**477,563**	**500,000**	**500,000**	**175,389**	**244,611**	**420,000**	**-16%**	**420,000**	**0%**
MISCELLANEOUS:										
32.035.3081	INTEREST EARNINGS	-	-	-	-	-	-	-	-	-
TOTAL MISCELLANEOUS		**-**	**-**	**-**	**-**	**-**	**-**	**-**	**-**	**-**
OTHER FINANCING SOURCES (TRANSFERS IN):										
32.095.9508	TRANSFER IN SALES & USE	324,000	302,000	302,000	463,084	(463,084)	-	-100%	242,000	-
32.095.9528	TRANSFER IN JAIL CONST FUND	-	-	-	-	568,000	568,000	-	-	-100%
TOTAL OTHER FINANCING SOURCES		**324,000**	**302,000**	**302,000**	**463,084**	**104,916**	**568,000**	**-**	**242,000**	**-57%**
GRAND TOTAL REVENUES & OTHER FINANCING SOURCES		**$ 801,563**	**$ 802,000**	**$ 802,000**	**$ 638,473**	**$ 349,527**	**$ 988,000**	**23%**	**$ 662,000**	**-33%**

SALES & USE TAX SINKING (32)
EXPENDITURE BUDGET

Account Number	Description	2013 Actual	BUDGET LINE ITEM BUDGET FOR YEAR ENDING 2014 AND 2015 PROPOSED							
		2013	2014 BUDGET						2015 BUDGET	
			(A)	(B)	(C)	(D)	(E)	(F)	(G)	(H)
			2014 Original Adopted Budget	2014 Last Amended Budget as of July 31, 2014	Actual Year-to-Date as of: July 31, 2014	Estimated Remaining for Year 2014	Projected Actual Result at Year End 2014 (Final Amended Budget)	% Change Last Amended Budget vs. Projected Actual Result at Year End(Final Amended Budget [E / B - 1]	2015 Proposed Budget	% Change Projected Actual Result at Year End vs. Proposed Budget [G / E - 1]
EXPENDITURES:										
DEBT SERVICE:										
32.082.4055	PRINCIPLE	$ 415,000	$ 430,000	$ 430,000	$ -	$ 430,000	$ 430,000	0%	$ 450,000	5%
32.082.4056	INTEREST EXPENSE	377,959	361,500	361,500	180,679	180,821	361,500	0%	344,500	-5%
32.082.4057	BANK CHARGE	2,505	2,500	2,500	-	2,500	2,500	0%	2,500	0%
TOTAL DEBT SERVICE		**795,464**	**794,000**	**794,000**	**180,679**	**613,321**	**794,000**	**0%**	**797,000**	**0%**
OTHER FINANCING USES (TRANSFERS OUT):										
32.090.9008	TRANSFER OUT SALES & USE	-	-	-	-	-	-	-	-	-
TOTAL OTHER FINANCING USES		**-**	**-**	**-**	**-**	**-**	**-**	**-**	**-**	**-**
GRAND TOTAL EXPENDITURES & OTHER FINANCING USES		**$ 795,464**	**$ 794,000**	**$ 794,000**	**$ 180,679**	**$ 613,321**	**$ 794,000**	**0%**	**$ 797,000**	**0%**

EAST ASCENSION DRAINAGE SINKING (33)
BUDGET SUMMARY

Description	2013 Actual	2014 Original Adopted Budget (A)	2014 Last Amended Budget as of July 31, 2014 (B)	Actual Year-to-Date as of: July 31, 2014 (C)	Estimated Remaining for Year 2014 (D)	Projected Actual Result at Year End 2014 (Final Amended Budget) (E)	% Change Last Amended Budget vs. Projected Actual Result at Year End(Final Amended Budget [E / B - 1] (F)	2015 Proposed Budget (G)	% Change Projected Actual Result at Year End vs. Proposed Budget [G / E - 1] (H)
		BUDGET SUMMARY BUDGET SUMMARY FOR YEAR ENDING 2014 AND 2015 PROPOSED							
	2013	2014 BUDGET						2015 BUDGET	
BEGINNING FUND BALANCE:	**$ 680,971**	**$ 681,917**	**$ 681,917**	**$ 681,917**	**$ 681,917**	**$ 681,917**	**0%**	**$ 681,917**	**0%**
REVENUES:									
MISCELLANEOUS	79	-	-	-	-	-	-	-	-
OTHER FINANCING SOURCES (TRANSFERS IN)	4,096,558	4,089,500	4,089,500	2,385,381	1,704,119	4,089,500	0%	4,091,500	0%
GRAND TOTAL REVENUES & OTHER FINANCING SOURCES	**4,096,638**	**4,089,500**	**4,089,500**	**2,385,381**	**1,704,119**	**4,089,500**	**0%**	**4,091,500**	**0%**
EXPENDITURES:									
DEBT SERVICE	4,095,613	4,089,500	4,089,500	1,333,113	2,756,388	4,089,500	0%	4,088,500	0%
OTHER FINANCING SOURCES (TRANSFERS OUT)	79	-	-	-	-	-	-	-	-
GRAND TOTAL EXPENDITURES & OTHER FINANCING USES	**4,095,692**	**4,089,500**	**4,089,500**	**1,333,113**	**2,756,388**	**4,089,500**	**0%**	**4,088,500**	**0%**
EXCESS (DEFICIENCY) OF CURRENT REVENUES OVER EXPENDITURES	**946**	**-**	**-**	**1,052,269**	**(1,052,269)**	**-**	**-**	**3,000**	**-**
ENDING FUND BALANCE:	**$ 681,917**	**$ 681,917**	**$ 681,917**	**$ 1,734,186**	**$ (370,352)**	**$ 681,917**	**0%**	**$ 684,917**	**0%**

EAST ASCENSION DRAINAGE SINKING (33)
REVENUE BUDGET

Account Number	Description	2013 Actual	BUDGET LINE ITEM BUDGET FOR YEAR ENDING 2014 AND 2015 PROPOSED							
		2013	2014 BUDGET						2015 BUDGET	
			(A)	(B)	(C)	(D)	(E)	(F)	(G)	(H)
			2014 Original Adopted Budget	2014 Last Amended Budget as of July 31, 2014	Actual Year-to-Date as of: July 31, 2014	Estimated Remaining for Year 2014	Projected Actual Result at Year End 2014 (Final Amended Budget)	% Change Last Amended Budget vs. Projected Actual Result at Year End(Final Amended Budget [E / B - 1]	2015 Proposed Budget	% Change Projected Actual Result at Year End vs. Proposed Budget [G / E - 1]
REVENUES:										
MISCELLANEOUS:										
33.035.3081	INTEREST EARNINGS	$ 79	$ -	$ -	$ -	$ -	$ -	-	$ -	-
TOTAL MISCELLANEOUS		**79**	**-**	**-**	**-**	**-**	**-**	**-**	**-**	**-**
OTHER FINANCING SOURCES (TRANSFERS IN):										
33.095.9505	TRANSFER IN FROM E.A. MAJOR	4,096,558	4,089,500	4,089,500	2,385,381	1,704,119	4,089,500	0%	4,091,500	0%
TOTAL OTHER FINANCING SOURCES		**4,096,558**	**4,089,500**	**4,089,500**	**2,385,381**	**1,704,119**	**4,089,500**	**0%**	**4,091,500**	**0%**
GRAND TOTAL REVENUES & OTHER FINANCING SOURCES		**$ 4,096,638**	**$ 4,089,500**	**$ 4,089,500**	**$ 2,385,381**	**$ 1,704,119**	**$ 4,089,500**	**0%**	**$ 4,091,500**	**0%**

EAST ASCENSION DRAINAGE SINKING (33)
EXPENDITURE BUDGET

Account Number	Description	2013 Actual	BUDGET LINE ITEM BUDGET FOR YEAR ENDING 2014 AND 2015 PROPOSED 2014 BUDGET (A) 2014 Original Adopted Budget	(B) 2014 Last Amended Budget as of July 31, 2014	(C) Actual Year-to-Date as of: July 31, 2014	(D) Estimated Remaining for Year 2014	(E) Projected Actual Result at Year End 2014 (Final Amended Budget)	(F) % Change Last Amended Budget vs. Projected Actual Result at Year End(Final Amended Budget [E / B - 1]	2015 BUDGET (G) 2015 Proposed Budget	(H) % Change Projected Actual Result at Year End vs. Proposed Budget [G / E - 1]
EXPENDITURES:										
DEBT SERVICE:										
33.082.4055	PRINCIPLE	$ 1,360,000	$ 1,420,000	$ 1,420,000	$ -	$ 1,420,000	$ 1,420,000	0%	$ 1,490,000	5%
33.082.4056	INTEREST EXPENSE	2,734,225	2,666,500	2,666,500	1,333,113	1,333,388	2,666,500	0%	2,595,500	-3%
33.082.4057	BANK CHARGE	1,388	3,000	3,000	-	3,000	3,000	0%	3,000	0%
TOTAL DEBT SERVICE		**4,095,613**	**4,089,500**	**4,089,500**	**1,333,113**	**2,756,388**	**4,089,500**	**0%**	**4,088,500**	**0%**
OTHER FINANCING USES (TRANSFERS OUT):										
33.090.9005	TRANSFER OUT EA MAJOR DRAIN	79	-	-	-	-	-	-	-	-
TOTAL OTHER FINANCING USES		**79**	**-**	**-**	**-**	**-**	**-**	**-**	**-**	**-**
GRAND TOTAL EXPENDITURES & OTHER FINANCING USES		**$ 4,095,692**	**$ 4,089,500**	**$ 4,089,500**	**$ 1,333,113**	**$ 2,756,388**	**$ 4,089,500**	**0%**	**$ 4,088,500**	**0%**

EQUIPMENT INSTALLMENT PURCHASE DEBT SERVICE FUND (39)
BUDGET SUMMARY

Description	2013 Actual	BUDGET SUMMARY BUDGET SUMMARY FOR YEAR ENDING 2014 AND 2015 PROPOSED 2014 BUDGET (A) 2014 Original Adopted Budget	(B) 2014 Last Amended Budget as of July 31, 2014	(C) Actual Year-to-Date as of: July 31, 2014	(D) Estimated Remaining for Year 2014	(E) Projected Actual Result at Year End 2014 (Final Amended Budget)	(F) % Change Last Amended Budget vs. Projected Actual Result at Year End(Final Amended Budget [E / B - 1]	2015 BUDGET (G) 2015 Proposed Budget	(H) % Change Projected Actual Result at Year End vs. Proposed Budget [G / E - 1]
BEGINNING FUND BALANCE:	$ -	$ -	$ -	$ -	$ -	$ -	-	$ -	-
REVENUES:									
OTHER FINANCING SOURCES (TRANSFERS IN)	-	-	-	-	-	-	-	97,500	-
GRAND TOTAL REVENUES & OTHER FINANCING SOURCES	-	-	-	-	-	-	-	**97,500**	-
EXPENDITURES:									
DEBT SERVICE	-	-	-	-	-	-	-	97,500	-
GRAND TOTAL EXPENDITURES & OTHER FINANCING USES	-	-	-	-	-	-	-	**97,500**	-
EXCESS (DEFICIENCY) OF CURRENT REVENUES OVER EXPENDITURES	-	-	-	-	-	-	-	-	-
ENDING FUND BALANCE:	$ -	$ -	$ -	$ -	$ -	$ -	-	$ -	-

EQUIPMENT INSTALLMENT PURCHASE DEBT SERVICE FUND (39)
REVENUE BUDGET

			BUDGET LINE ITEM BUDGET FOR YEAR ENDING 2014 AND 2015 PROPOSED							
		2013	2014 BUDGET						2015 BUDGET	
			(A)	(B)	(C)	(D)	(E)	(F)	(G)	(H)
Account Number	Description	2013 Actual	2014 Original Adopted Budget	2014 Last Amended Budget as of July 31, 2014	Actual Year-to-Date as of: July 31, 2014	Estimated Remaining for Year 2014	Projected Actual Result at Year End 2014 (Final Amended Budget)	% Change Last Amended Budget vs. Projected Actual Result at Year End(Final Amended Budget [E / B - 1]	2015 Proposed Budget	% Change Projected Actual Result at Year End vs. Proposed Budget [G / E - 1]
REVENUES:										
OTHER FINANCING SOURCES (TRANSFERS IN):										
39.095.9502	TRANSFER IN GENERAL FUND	$ -	$ -	$ -	$ -	$ -	$ -	-	$ 18,000	-
39.095.9503	TRANSFER IN ROAD & BRIDGE	-	-	-	-	-	-	-	47,000	-
39.095.9541	TRANSFER IN JAIL FUND	-	-	-	-	-	-	-	7,000	-
39.095.9570	TRANSFER IN MAINTENANCE FUND	-	-	-	-	-	-	-	18,000	-
39.095.9587	TRANSFER IN FLEET MGMT FUND	-	-	-	-	-	-	-	7,500	-
TOTAL OTHER FINANCING SOURCES		**-**	**-**	**-**	**-**	**-**	**-**	**-**	**97,500**	**-**
GRAND TOTAL REVENUES & OTHER FINANCING SOURCES		**$ -**	**$ -**	**$ -**	**$ -**	**$ -**	**$ -**	**-**	**$ 97,500**	**-**

EQUIPMENT INSTALLMENT PURCHASE DEBT SERVICE FUND (39)
EXPENDITURE BUDGET

			BUDGET LINE ITEM BUDGET FOR YEAR ENDING 2014 AND 2015 PROPOSED							
		2013	2014 BUDGET						2015 BUDGET	
			(A)	(B)	(C)	(D)	(E)	(F)	(G)	(H)
Account Number	Description	2013 Actual	2014 Original Adopted Budget	2014 Last Amended Budget as of July 31, 2014	Actual Year-to-Date as of: July 31, 2014	Estimated Remaining for Year 2014	Projected Actual Result at Year End 2014 (Final Amended Budget)	% Change Last Amended Budget vs. Projected Actual Result at Year End(Final Amended Budget [E / B - 1]	2015 Proposed Budget	% Change Projected Actual Result at Year End vs. Proposed Budget [G / E - 1]
EXPENDITURES:										
DEBT SERVICE:										
39.082.4055	PRINCIPLE	$ -	$ -	$ -	$ -	$ -	$ -	-	$ 94,000	-
39.082.4056	INTEREST EXPENSE	-	-	-	-	-	-	-	3,500	-
TOTAL DEBT SERVICE		**-**	**-**	**-**	**-**	**-**	**-**	**-**	**97,500**	**-**
GRAND TOTAL EXPENDITURES & OTHER FINANCING USES		**$ -**	**$ -**	**$ -**	**$ -**	**$ -**	**$ -**	**-**	**$ 97,500**	**-**

SALES & USE TAX DISTRICT #1 SINKING (58)
BUDGET SUMMARY

Description	2013 Actual	2014 Original Adopted Budget (A)	2014 Last Amended Budget as of July 31, 2014 (B)	Actual Year-to-Date as of: July 31, 2014 (C)	Estimated Remaining for Year 2014 (D)	Projected Actual Result at Year End 2014 (Final Amended Budget) (E)	% Change Last Amended Budget vs. Projected Actual Result at Year End(Final Amended Budget [E / B - 1] (F)	2015 Proposed Budget (G)	% Change Projected Actual Result at Year End vs. Proposed Budget [G / E - 1] (H)
	BUDGET SUMMARY BUDGET SUMMARY FOR YEAR ENDING 2014 AND 2015 PROPOSED								
	2013	2014 BUDGET						2015 BUDGET	
BEGINNING FUND BALANCE:	**$ 404,140**	**$ 405,061**	**$ 405,061**	**$ 405,061**	**$ 405,061**	**$ 405,061**	**0%**	**$ 407,561**	**1%**
REVENUES:									
OTHER FINANCING SOURCES (TRANSFERS IN)	1,460,496	1,470,000	1,470,000	730,248	739,752	1,470,000	0%	1,481,500	1%
GRAND TOTAL REVENUES & OTHER FINANCING SOURCES	**1,460,496**	**1,470,000**	**1,470,000**	**730,248**	**739,752**	**1,470,000**	**0%**	**1,481,500**	**1%**
EXPENDITURES:									
DEBT SERVICE	1,459,575	1,470,000	1,470,000	88,238	1,379,263	1,467,500	0%	1,481,000	1%
GRAND TOTAL EXPENDITURES & OTHER FINANCING USES	**1,459,575**	**1,470,000**	**1,470,000**	**88,238**	**1,379,263**	**1,467,500**	**0%**	**1,481,000**	**1%**
EXCESS (DEFICIENCY) OF CURRENT REVENUES OVER EXPENDITURES	**921**	**-**	**-**	**642,011**	**(639,511)**	**2,500**	**-**	**500**	**-80%**
ENDING FUND BALANCE:	**$ 405,061**	**$ 405,061**	**$ 405,061**	**$ 1,047,072**	**$ (234,450)**	**$ 407,561**	**1%**	**$ 408,061**	**0%**

SALES & USE TAX #2 SINKING (58)
REVENUE BUDGET

			BUDGET LINE ITEM BUDGET FOR YEAR ENDING 2014 AND 2015 PROPOSED							
		2013	2014 BUDGET						2015 BUDGET	
			(A)	(B)	(C)	(D)	(E)	(F)	(G)	(H)
Account Number	Description	2013 Actual	2014 Original Adopted Budget	2014 Last Amended Budget as of July 31, 2014	Actual Year-to-Date as of: July 31, 2014	Estimated Remaining for Year 2014	Projected Actual Result at Year End 2014 (Final Amended Budget)	% Change Last Amended Budget vs. Projected Actual Result at Year End(Final Amended Budget [E / B - 1]	2015 Proposed Budget	% Change Projected Actual Result at Year End vs. Proposed Budget [G / E - 1]
REVENUES:										
OTHER FINANCING SOURCES (TRANSFERS IN):										
58.095.9556	TRANSFER IN S & U DIST. #2	$ 1,460,496	$ 1,470,000	$ 1,470,000	$ 730,248	$ 739,752	$ 1,470,000	0%	$ 1,481,500	1%
TOTAL OTHER FINANCING SOURCES		**1,460,496**	**1,470,000**	**1,470,000**	**730,248**	**739,752**	**1,470,000**	**0%**	**1,481,500**	**1%**
GRAND TOTAL REVENUES & OTHER FINANCING SOURCES		**$ 1,460,496**	**$ 1,470,000**	**$ 1,470,000**	**$ 730,248**	**$ 739,752**	**$ 1,470,000**	**0%**	**$ 1,481,500**	**1%**

SALES & USE TAX #2 SINKING (58)
EXPENDITURE BUDGET

Account Number	Description	2013 Actual	BUDGET LINE ITEM BUDGET FOR YEAR ENDING 2014 AND 2015 PROPOSED							
		2013	2014 BUDGET						2015 BUDGET	
			(A)	(B)	(C)	(D)	(E)	(F)	(G)	(H)
			2014 Original Adopted Budget	2014 Last Amended Budget as of July 31, 2014	Actual Year-to-Date as of: July 31, 2014	Estimated Remaining for Year 2014	Projected Actual Result at Year End 2014 (Final Amended Budget)	% Change Last Amended Budget vs. Projected Actual Result at Year End(Final Amended Budget [E / B - 1]	2015 Proposed Budget	% Change Projected Actual Result at Year End vs. Proposed Budget [G / E - 1]
EXPENDITURES:										
DEBT SERVICE:										
58.082.4055	PRINCIPLE	$ 1,245,000	$ 1,222,000	$ 1,222,000	$ -	$ 1,290,000	$ 1,290,000	6%	$ 1,355,000	5%
58.082.4056	INTEREST EXPENSE	213,825	247,000	247,000	88,238	88,263	176,500	-29%	125,000	-29%
58.082.4057	BANK CHARGE	750	1,000	1,000	-	1,000	1,000	0%	1,000	0%
TOTAL DEBT SERVICE		**1,459,575**	**1,470,000**	**1,470,000**	**88,238**	**1,379,263**	**1,467,500**	**0%**	**1,481,000**	**1%**
GRAND TOTAL EXPENDITURES & OTHER FINANCING USES		**$ 1,459,575**	**$ 1,470,000**	**$ 1,470,000**	**$ 88,238**	**$ 1,379,263**	**$ 1,467,500**	**0%**	**$ 1,481,000**	**1%**

BAYOU TERRACE BOND (63)
BUDGET SUMMARY

Description	2013 Actual	(A) 2014 Original Adopted Budget	(B) 2014 Last Amended Budget as of July 31, 2014	(C) Actual Year-to-Date as of: July 31, 2014	(D) Estimated Remaining for Year 2014	(E) Projected Actual Result at Year End 2014 (Final Amended Budget)	(F) % Change Last Amended Budget vs. Projected Actual Result at Year End(Final Amended Budget [E / B - 1]	(G) 2015 Proposed Budget	(H) % Change Projected Actual Result at Year End vs. Proposed Budget [G / E - 1]
		BUDGET SUMMARY BUDGET SUMMARY FOR YEAR ENDING 2014 AND 2015 PROPOSED							
	2013	2014 BUDGET						2015 BUDGET	
BEGINNING FUND BALANCE:	$ 24,337	$ 24,409	$ 24,409	$ 24,409	$ 24,409	$ 24,409	0%	$ 24,409	0%
REVENUES:									
MISCELLANEOUS	72	-	-	-	-	-	-	-	-
GRAND TOTAL REVENUES & OTHER FINANCING SOURCES	72	-	-	-	-	-	-	-	-
EXPENDITURES:							-		-
GRAND TOTAL EXPENDITURES & OTHER FINANCING USES	-	-	-	-	-	-	-	-	-
EXCESS (DEFICIENCY) OF CURRENT REVENUES OVER EXPENDITURES	72	-	-	-	-	-	-	-	-
ENDING FUND BALANCE:	$ 24,409	$ 24,409	$ 24,409	$ 24,409	$ 24,409	$ 24,409	0%	$ 24,409	0%

BAYOU TERRACE BOND (63)
REVENUE BUDGET

			BUDGET LINE ITEM BUDGET FOR YEAR ENDING 2014 AND 2015 PROPOSED							
		2013	2014 BUDGET						2015 BUDGET	
			(A)	(B)	(C)	(D)	(E)	(F)	(G)	(H)
Account Number	Description	2013 Actual	2014 Original Adopted Budget	2014 Last Amended Budget as of July 31, 2014	Actual Year-to-Date as of: July 31, 2014	Estimated Remaining for Year 2014	Projected Actual Result at Year End 2014 (Final Amended Budget)	% Change Last Amended Budget vs. Projected Actual Result at Year End(Final Amended Budget [E / B - 1]	2015 Proposed Budget	% Change Projected Actual Result at Year End vs. Proposed Budget [G / E - 1]
REVENUES:										
MISCELLANEOUS:										
63.035.3081	INTEREST EARNINGS	$ 72	$ -	$ -	$ -	$ -	$ -	$ -	$ -	$ -
TOTAL MISCELLANEOUS		**72**	-	-	-	-	-	-	-	-
GRAND TOTAL REVENUES & OTHER FINANCING SOURCES		**$ 72**	**$ -**	**$ -**	**$ -**	**$ -**	**$ -**	-	**$ -**	-

FIRE DISTRICT #1 RESERVE (81)
BUDGET SUMMARY

Description	2013 Actual	BUDGET SUMMARY BUDGET SUMMARY FOR YEAR ENDING 2014 AND 2015 PROPOSED 2014 BUDGET (A) 2014 Original Adopted Budget	(B) 2014 Last Amended Budget as of July 31, 2014	(C) Actual Year-to-Date as of: July 31, 2014	(D) Estimated Remaining for Year 2014	(E) Projected Actual Result at Year End 2014 (Final Amended Budget)	(F) % Change Last Amended Budget vs. Projected Actual Result at Year End(Final Amended Budget [E / B - 1]	2015 BUDGET (G) 2015 Proposed Budget	(H) % Change Projected Actual Result at Year End vs. Proposed Budget [G / E - 1]
BEGINNING FUND BALANCE:	**$ 115,960**	**$ 115,960**	**$ 115,960**	**$ 115,960**	**$ 115,960**	**$ 115,960**	**0%**	**$ 115,960**	**0%**
REVENUES:									
MISCELLANEOUS	13	-	-	-	-	-	-	-	-
GRAND TOTAL REVENUES & OTHER FINANCING SOURCES	**13**	**-**	**-**	**-**	**-**	**-**	**-**	**-**	**-**
EXPENDITURES:									
OTHER FINANCING SOURCES (TRANSFERS OUT)	13	-	-	-	-	-	-	-	-
GRAND TOTAL EXPENDITURES & OTHER FINANCING USES	**13**	**-**	**-**	**-**	**-**	**-**	**-**	**-**	**-**
EXCESS (DEFICIENCY) OF CURRENT REVENUES OVER EXPENDITURES	-	-	-	-	-	-	-	-	-
ENDING FUND BALANCE:	**$ 115,960**	**$ 115,960**	**$ 115,960**	**$ 115,960**	**$ 115,960**	**$ 115,960**	**0%**	**$ 115,960**	**0%**

FIRE DISTRICT #1 RESERVE (81)
REVENUE BUDGET

			BUDGET LINE ITEM BUDGET FOR YEAR ENDING 2014 AND 2015 PROPOSED							
		2013	2014 BUDGET						2015 BUDGET	
			(A)	(B)	(C)	(D)	(E)	(F)	(G)	(H)
Account Number	Description	2013 Actual	2014 Original Adopted Budget	2014 Last Amended Budget as of July 31, 2014	Actual Year-to-Date as of: July 31, 2014	Estimated Remaining for Year 2014	Projected Actual Result at Year End 2014 (Final Amended Budget)	% Change Last Amended Budget vs. Projected Actual Result at Year End(Final Amended Budget [E / B - 1]	2015 Proposed Budget	% Change Projected Actual Result at Year End vs. Proposed Budget [G / E - 1]
REVENUES:										
MISCELLANEOUS:										
81.035.3081	INTEREST EARNINGS	$ 13	$ -	$ -	$ -	$ -	$ -	-	$ -	-
TOTAL MISCELLANEOUS		**13**	**-**	**-**	**-**	**-**	**-**	**-**	**-**	**-**
GRAND TOTAL REVENUES & OTHER FINANCING SOURCES		**$ 13**	**$ -**	**$ -**	**$ -**	**$ -**	**$ -**	**-**	**$ -**	**-**

FIRE DISTRICT #1 RESERVE (81)
EXPENDITURE BUDGET

			BUDGET LINE ITEM BUDGET FOR YEAR ENDING 2014 AND 2015 PROPOSED							
		2013	2014 BUDGET						2015 BUDGET	
			(A)	(B)	(C)	(D)	(E)	(F)	(G)	(H)
Account Number	Description	2013 Actual	2014 Original Adopted Budget	2014 Last Amended Budget as of July 31, 2014	Actual Year-to-Date as of: July 31, 2014	Estimated Remaining for Year 2014	Projected Actual Result at Year End 2014 (Final Amended Budget)	% Change Last Amended Budget vs. Projected Actual Result at Year End(Final Amended Budget [E / B - 1]	2015 Proposed Budget	% Change Projected Actual Result at Year End vs. Proposed Budget [G / E - 1]
EXPENDITURES:										
OTHER FINANCING USES (TRANSFERS OUT):										
81.090.9051	TRANS OUT FIRE DISTRICT #1	$ 13	$ -	$ -	$ -	$ -	$ -	-	$ -	-
TOTAL OTHER FINANCING USES		**13**	-	-	-	-	-	-	-	-
GRAND TOTAL EXPENDITURES & OTHER FINANCING USES		**$ 13**	**$ -**	**$ -**	**$ -**	**$ -**	**$ -**	-	**$ -**	-

FIRE DISTRICT #1 SINKING (82)
BUDGET SUMMARY

Description	2013 Actual	(A) 2014 Original Adopted Budget	(B) 2014 Last Amended Budget as of July 31, 2014	(C) Actual Year-to-Date as of: July 31, 2014	(D) Estimated Remaining for Year 2014	(E) Projected Actual Result at Year End 2014 (Final Amended Budget)	(F) % Change Last Amended Budget vs. Projected Actual Result at Year End(Final Amended Budget [E / B - 1]	(G) 2015 Proposed Budget	(H) % Change Projected Actual Result at Year End vs. Proposed Budget [G / E - 1]
		BUDGET SUMMARY BUDGET SUMMARY FOR YEAR ENDING 2014 AND 2015 PROPOSED							
	2013	2014 BUDGET						2015 BUDGET	
BEGINNING FUND BALANCE:	**$ 149,585**	**$ 151,782**	**$ 151,782**	**$ 151,782**	**$ 151,782**	**$ 151,782**	**0%**	**$ 153,282**	**1%**
REVENUES:									
MISCELLANEOUS	4	-	-	-	-	-	-	-	-
BOND PROCEEDS	-	-	-	-	-	-	-	-	-
OTHER FINANCING SOURCES (TRANSFERS IN)	354,500	356,500	356,500	206,948	149,552	356,500	0%	357,500	0%
GRAND TOTAL REVENUES & OTHER FINANCING SOURCES	**354,504**	**356,500**	**356,500**	**206,948**	**149,552**	**356,500**	**0%**	**357,500**	**0%**
EXPENDITURES:									
DEBT SERVICE	352,303	355,000	355,000	276,850	78,150	355,000	0%	357,000	1%
OTHER FINANCING SOURCES (TRANSFERS OUT)	4	-	-	-	-	-	-	-	-
GRAND TOTAL EXPENDITURES & OTHER FINANCING USES	**352,307**	**355,000**	**355,000**	**276,850**	**78,150**	**355,000**	**0%**	**357,000**	**1%**
EXCESS (DEFICIENCY) OF CURRENT REVENUES OVER EXPENDITURES	**2,197**	**1,500**	**1,500**	**(69,902)**	**71,402**	**1,500**	**0%**	**500**	**-67%**
ENDING FUND BALANCE:	**$ 151,782**	**$ 153,282**	**$ 153,282**	**$ 81,879**	**$ 223,184**	**$ 153,282**	**0%**	**$ 153,782**	**0%**

FIRE DISTRICT #1 SINKING (82)
REVENUE BUDGET

			BUDGET LINE ITEM BUDGET FOR YEAR ENDING 2014 AND 2015 PROPOSED							
		2013	2014 BUDGET						2015 BUDGET	
			(A)	(B)	(C)	(D)	(E)	(F)	(G)	(H)
Account Number	Description	2013 Actual	2014 Original Adopted Budget	2014 Last Amended Budget as of July 31, 2014	Actual Year-to-Date as of: July 31, 2014	Estimated Remaining for Year 2014	Projected Actual Result at Year End 2014 (Final Amended Budget)	% Change Last Amended Budget vs. Projected Actual Result at Year End(Final Amended Budget [E / B - 1]	2015 Proposed Budget	% Change Projected Actual Result at Year End vs. Proposed Budget [G / E - 1]
REVENUES:										
MISCELLANEOUS:										
82.035.3081	INTEREST EARNINGS	$ 4	$ -	$ -	$ -	$ -	$ -	-	$ -	-
TOTAL MISCELLANEOUS		**4**	**-**	**-**	**-**	**-**	**-**	**-**	**-**	**-**
BOND PROCEEDS:										
82.036.3101	BOND PROCEEDS	-	-	-	-	-	-	-	-	-
		-	-	-	-	-	-	-	-	-
OTHER FINANCING SOURCES (TRANSFERS IN):										
82.095.9551	TRANSFER IN FIRE DISTRICT #1	354,500	356,500	356,500	206,948	149,552	356,500	0%	357,500	0%
TOTAL OTHER FINANCING SOURCES		**354,500**	**356,500**	**356,500**	**206,948**	**149,552**	**356,500**	**0%**	**357,500**	**0%**
GRAND TOTAL REVENUES & OTHER FINANCING SOURCES		**$ 354,504**	**$ 356,500**	**$ 356,500**	**$ 206,948**	**$ 149,552**	**$ 356,500**	**0%**	**$ 357,500**	**0%**

FIRE DISTRICT #1 SINKING (82)
EXPENDITURE BUDGET

			BUDGET LINE ITEM BUDGET FOR YEAR ENDING 2014 AND 2015 PROPOSED							
		2013	2014 BUDGET						2015 BUDGET	
			(A)	(B)	(C)	(D)	(E)	(F)	(G)	(H)
Account Number	Description	2013 Actual	2014 Original Adopted Budget	2014 Last Amended Budget as of July 31, 2014	Actual Year-to-Date as of: July 31, 2014	Estimated Remaining for Year 2014	Projected Actual Result at Year End 2014 (Final Amended Budget)	% Change Last Amended Budget vs. Projected Actual Result at Year End(Final Amended Budget [E / B - 1]	2015 Proposed Budget	% Change Projected Actual Result at Year End vs. Proposed Budget [G / E - 1]
EXPENDITURES:										
DEBT SERVICE:										
82.082.4055	PRINCIPLE	$ 235,000	$ 245,000	$ 245,000	$ 242,918	$ 2,083	$ 245,000	0%	$ 255,000	4%
82.082.4056	INTEREST EXPENSE	116,303	109,000	109,000	32,932	76,068	109,000	0%	101,000	-7%
82.082.4057	BANK CHARGE	1,000	1,000	1,000	1,000	-	1,000	0%	1,000	0%
TOTAL DEBT SERVICE		**352,303**	**355,000**	**355,000**	**276,850**	**78,150**	**355,000**	**0%**	**357,000**	**1%**
OTHER FINANCING USES (TRANSFERS OUT):										
82.090.9051	TRANS OUT FIRE DISTRICT #1	4	-	-	-	-	-	-	-	-
TOTAL OTHER FINANCING USES		**4**	**-**	**-**	**-**	**-**	**-**	**-**	**-**	**-**
GRAND TOTAL EXPENDITURES & OTHER FINANCING USES		**$ 352,306**	**$ 355,000**	**$ 355,000**	**$ 276,850**	**$ 78,150**	**$ 355,000**	**0%**	**$ 357,000**	**1%**

ACUD #1 SINKING FUND (92)
BUDGET SUMMARY

Description	2013 Actual	(A) 2014 Original Adopted Budget	(B) 2014 Last Amended Budget as of July 31, 2014	(C) Actual Year-to-Date as of: July 31, 2014	(D) Estimated Remaining for Year 2014	(E) Projected Actual Result at Year End 2014 (Final Amended Budget)	(F) % Change Last Amended Budget vs. Projected Actual Result at Year End(Final Amended Budget [E / B - 1]	(G) 2015 Proposed Budget	(H) % Change Projected Actual Result at Year End vs. Proposed Budget [G / E - 1]
		BUDGET SUMMARY BUDGET SUMMARY FOR YEAR ENDING 2014 AND 2015 PROPOSED							
	2013	2014 BUDGET						2015 BUDGET	
BEGINNING FUND BALANCE:	**$ (4,332)**	**$ 162,708**	**$ 162,708**	**$ 162,708**	**$ 162,708**	**$ 162,708**	**0%**	**$ 164,708**	**1%**
REVENUES:									
MISCELLANEOUS	-	-	-	-	-	-	-	-	-
BOND PROCEEDS	-	-	-	-	-	-	-	-	-
OTHER FINANCING SOURCES (TRANSFERS IN)	950,000	400,000	400,000	233,333	166,667	400,000	0%	453,500	13%
GRAND TOTAL REVENUES & OTHER FINANCING SOURCES	**950,000**	**400,000**	**400,000**	**233,333**	**166,667**	**400,000**	**0%**	**453,500**	**13%**
EXPENDITURES:									
DEBT SERVICE	394,960	397,500	397,500	138,507	259,493	398,000	0%	431,500	**8%**
OTHER FINANCING SOURCES (TRANSFERS OUT)	388,000	-	-	-	-	-	-	-	-
GRAND TOTAL EXPENDITURES & OTHER FINANCING USES	**782,960**	**397,500**	**397,500**	**138,507**	**259,493**	**398,000**	**0%**	**431,500**	**8%**
EXCESS (DEFICIENCY) OF CURRENT REVENUES OVER EXPENDITURES	**167,040**	**2,500**	**2,500**	**94,827**	**(92,827)**	**2,000**	**-20%**	**22,000**	**1000%**
ENDING FUND BALANCE:	**$ 162,708**	**$ 165,208**	**$ 165,208**	**$ 257,534**	**$ 69,881**	**$ 164,708**	**0%**	**$ 186,708**	**13%**

Explanation of Fund Balance change in excess of 10%: Change in fund balance is due to excess of current revenues over expenditures.

ACUD #1 SINKING FUND (92)
REVENUE BUDGET

Account Number	Description	2013 Actual	2014 Original Adopted Budget (A)	2014 Last Amended Budget as of July 31, 2014 (B)	Actual Year-to-Date as of: July 31, 2014 (C)	Estimated Remaining for Year 2014 (D)	Projected Actual Result at Year End 2014 (Final Amended Budget) (E)	% Change Last Amended Budget vs. Projected Actual Result at Year End(Final Amended Budget [E / B - 1] (F)	2015 Proposed Budget (G)	% Change Projected Actual Result at Year End vs. Proposed Budget [G / E - 1] (H)
		2013	BUDGET LINE ITEM BUDGET FOR YEAR ENDING 2014 AND 2015 PROPOSED						2015 BUDGET	
			2014 BUDGET							
REVENUES:										
MISCELLANEOUS:										
92.035.3081	INTEREST EARNINGS	$ -	$ -	$ -	$ -	$ -	$ -	-	$ -	-
TOTAL MISCELLANEOUS		-	-	-	-	-	-	-	-	-
BOND PROCEEDS:										
92.036.3101	BOND PROCEEDS	-	-	-	-	-	-	-	-	-
TOTAL BOND PROCEEDS		-	-	-	-	-	-	-	-	-
OTHER FINANCING SOURCES (TRANSFERS IN):										
92.095.9502	TRANSFER IN GENERAL FUND	550,000	-	-	-	-	-	-	-	-
92.095.9591	TRANSFER IN ACUD#1	400,000	400,000	400,000	233,333	166,667	400,000	0%	453,500	13%
TOTAL OTHER FINANCING SOURCES		**950,000**	**400,000**	**400,000**	**233,333**	**166,667**	**400,000**	**0%**	**453,500**	**13%**
GRAND TOTAL REVENUES & OTHER FINANCING SOURCES		**$ 950,000**	**$ 400,000**	**$ 400,000**	**$ 233,333**	**$ 166,667**	**$ 400,000**	**0%**	**$ 453,500**	**13%**

ACUD #1 SINKING FUND (92)
EXPENDITURE BUDGET

Account Number	Description	2013 Actual	2014 Original Adopted Budget (A)	2014 Last Amended Budget as of July 31, 2014 (B)	Actual Year-to-Date as of: July 31, 2014 (C)	Estimated Remaining for Year 2014 (D)	Projected Actual Result at Year End 2014 (Final Amended Budget) (E)	% Change Last Amended Budget vs. Projected Actual Result at Year End(Final Amended Budget [E / B - 1] (F)	2015 Proposed Budget (G)	% Change Projected Actual Result at Year End vs. Proposed Budget [G / E - 1] (H)
			BUDGET LINE ITEM BUDGET FOR YEAR ENDING 2014 AND 2015 PROPOSED							
		2013	2014 BUDGET						2015 BUDGET	
EXPENDITURES:										
DEBT SERVICE:										
92.082.4055	PRINCIPLE	$ 193,861	$ 170,500	$ 170,500	$ 22,032	$ 148,968	$ 171,000	0%	$ 231,000	35%
92.082.4056	INTEREST EXPENSE	199,564	226,500	226,500	116,275	110,225	226,500	0%	200,500	-11%
92.082.4057	BANK CHARGE	401	500	500	200	300	500	0%	-	-100%
92.082.4157	BOND ISSUE EXPENSE	-	-	-	-	-	-	-	-	-
92.082.4701	AMORTIZATION COST	1,134	-	-	-	-	-	-	-	-
TOTAL DEBT SERVICE		**394,960**	**397,500**	**397,500**	**138,507**	**259,493**	**398,000**	**0%**	**431,500**	**8%**
OTHER FINANCING USES (TRANSFERS OUT):										
92.090.9093	TRANSFER OUT ACUD #1 RESERVE	388,000	-	-	-	-	-	-	-	-
TOTAL OTHER FINANCING USES		**388,000**	**-**	**-**	**-**	**-**	**-**	**-**	**-**	**-**
GRAND TOTAL EXPENDITURES & OTHER FINANCING USES		**$ 782,960**	**$ 397,500**	**$ 397,500**	**$ 138,507**	**$ 259,493**	**$ 398,000**	**0%**	**$ 431,500**	**9%**

ACUD #1 RESERVE FUND (93)
BUDGET SUMMARY

Description	2013 Actual	2014 Original Adopted Budget (A)	2014 Last Amended Budget as of July 31, 2014 (B)	Actual Year-to-Date as of: July 31, 2014 (C)	Estimated Remaining for Year 2014 (D)	Projected Actual Result at Year End 2014 (Final Amended Budget) (E)	% Change Last Amended Budget vs. Projected Actual Result at Year End(Final Amended Budget [E / B - 1] (F)	2015 Proposed Budget (G)	% Change Projected Actual Result at Year End vs. Proposed Budget [G / E - 1] (H)
		BUDGET SUMMARY BUDGET SUMMARY FOR YEAR ENDING 2014 AND 2015 PROPOSED							
	2013	2014 BUDGET						2015 BUDGET	
BEGINNING FUND BALANCE:	$ 4,734	$ 392,734	$ 392,734	$ 392,734	$ 392,734	$ 392,734	0%	$ 392,734	0%
REVENUES:									
MISCELLANEOUS	-	-	-	-	-	-	-	-	-
TRANSFER IN ACUD #1 SINKING	388,000	-	-	-	-	-	-	-	-
GRAND TOTAL REVENUES & OTHER FINANCING SOURCES	388,000	-	-	-	-	-	-	-	-
EXPENDITURES:									
DEBT SERVICE	-	-	-	-	-	-	-	-	-
GRAND TOTAL EXPENDITURES & OTHER FINANCING USES	-	-	-	-	-	-	-	-	-
EXCESS (DEFICIENCY) OF CURRENT REVENUES OVER EXPENDITURES	388,000	-	-	-	-	-	-	-	-
ENDING FUND BALANCE:	$ 392,734	$ 392,734	$ 392,734	$ 392,734	$ 392,734	$ 392,734	0%	$ 392,734	0%

ACUD #1 RESERVE FUND (93)
REVENUE BUDGET

			BUDGET LINE ITEM BUDGET FOR YEAR ENDING 2014 AND 2015 PROPOSED							
		2013	2014 BUDGET						2015 BUDGET	
			(A)	(B)	(C)	(D)	(E)	(F)	(G)	(H)
Account Number	Description	2013 Actual	2014 Original Adopted Budget	2014 Last Amended Budget as of July 31, 2014	Actual Year-to-Date as of: July 31, 2014	Estimated Remaining for Year 2014	Projected Actual Result at Year End 2014 (Final Amended Budget)	% Change Last Amended Budget vs. Projected Actual Result at Year End(Final Amended Budget [E / B - 1]	2015 Proposed Budget	% Change Projected Actual Result at Year End vs. Proposed Budget [G / E - 1]
REVENUES:										
MISCELLANEOUS:										
93.035.3081	INTEREST EARNINGS	$ -	$ -	$ -	$ -	$ -	$ -	-	$ -	-
TOTAL MISCELLANEOUS		-	-	-	-	-	-	-	-	-
OTHER FINANCING SOURCES (TRANSFERS IN):										
93.095.9592	TRANSFER IN ACUD#1 SINKING	388,000	-	-	-	-	-	-	-	-
TOTAL OTHER FINANCING SOURCES		**388,000**	-	-	-	-	-	-	-	-
GRAND TOTAL REVENUES & OTHER FINANCING SOURCES		**$ 388,000**	$ -	$ -	$ -	$ -	$ -	-	$ -	-

PARISH OF ASCENSION
LOUISIANA

ASCENSION PARISH GOVERNMENT

ENTERPRISE/INTERNAL SERVICE FUNDS

PARISH OF ASCENSION

LOUISIANA

ENTERPRISE / INTERNAL SERVICE FUNDS
TABLE OF CONTENTS

FUND #	DESCRIPTION	PAGES
	ENTERPRISE/INTERNAL SER FUNDS SUMMARY OVERVIEW	247-250
	ENTERPRISE/INTERNAL SER FUNDS BUDGET SUMMARY	251
27	LAMAR DIXON EXPO CENTER	252-255
44	ASCENSION PARISH INSURANCE	256-258
70	MAINTENANCE	259-263
72	DENTAL INSURANCE	264-266
84	ACUD #2	267-276
87	FLEET MANAGEMENT FUND	277-280
91	ACUD #1	281-284

PARISH OF ASCENSION

LOUISIANA

ASCENSION PARISH GOVERNMENT
State of Louisiana

ENTERPRISE / INTERNAL SERVICE FUNDS

Summary Overview

Enterprise and internal service funds are used to account for operations (1) that are financed and operated in a manner similar to private business enterprises - where the intent of the governing body is that the costs and expenses, including depreciation, of providing goods or services to the be financed or recovered primarily through user charges; or (2) where the governing body has decided that periodic determination of revenues earned, expenses incurred, and/or net income is appropriate for capital maintenance, public policy, management control, accountability, or other purposes. The primary difference between these two fund types is that the enterprise funds provide services to the general public and internal service funds are used to account for the financing of goods and services provided by one department or agency to other departments or agencies of the government.

Enterprise Funds - The Parish considers ACUD #1, ACUD #2, and the Lamar Dixon Expo Center Fund as enterprise funds. Below is a summary of the major highlights of the overall enterprise funds 2015 operating budgets.

Revenues:

The revenue sources for the enterprise funds revenues are generated from user fees and franchise fees. The overall revenues are expected to decrease approximately $786,000. This is primarily due to the decrease in Intergovernmental Grant Revenue.

Expenditures:

Overall expenses are projected to decrease by $1,474,500 in 2015. These decreases in costs are mainly due to the decreases in Appropriations & Grants.

Internal Service Funds - The Parish has four internal service funds which are projected to combine for a total operating deficit of $1,118,500. Even with these projected deficits, the four internal service funds will still have an adequate remaining fund balance in excess of $2,688,500. These funds consist of the following:

- Self-insurance program for general and professional liability, workers' compensation and property insurance;
- Dental insurance benefits for Parish employees;
- Maintenance and preservation of Parish property; and
- Management of vehicles and heavy machinery of the Parish.

The most significant deficit projected for the internal service funds for 2015 is related to the Ascension Parish Insurance Fund. Even with this projected deficit, the fund will still have an adequate remaining fund balance in excess of $1,789,000.

Fund Descriptions

ACUD #1 and ACUD #2
ACUD #1 Fund is used to account for water services to the citizens outside the city limits on the West Bank. ACUD #2 Fund is used to account for the maintenance and operation of the Country Ridge, Hope Villa, Darrow, and Hillaryville sewer systems which provides waste water disposal for the participating residents. In addition, ACUD #2 Fund is used to account for water services to the citizens in the Darrow Community area.

LAMAR DIXON EXPO CENTER
The Lamar Dixon Expo Center Fund is used to account for the operations of the Lamar Dixon Expo Center which is a multi-use events facility used to provide entertainment to the community.

MAINTENANCE FUND
The Maintenance Fund is used to account for general maintenance of real property for the Parish governmental units from which funding is provided.

ASCENSION PARISH INSURANCE FUND
The Ascension Parish Insurance Fund is a partially self-insured program for general liability, property insurance, auto liability and workers compensation.

DENTAL INSURANCE FUND
The Dental Insurance Fund is a dental insurance program funded through payroll deductions, including a portion sponsored by the Parish, for its employees.

FLEET MANAGEMENT FUND
The Fleet Management Fund is used to account for the purchase, lease, and maintenance of vehicles and equipment for the Parish governmental units from which funding is provided.

ASCENSION PARISH GOVERNMENT
State of Louisiana

Personnel Summary

DESCRIPTION	2013 POSITIONS	2014 POSITIONS	2015 POSITIONS
ENTERPRISE FUND			
LAMAR DIXON			
ASST MANGER DPW	0.00	1.00	1.00
CONSTRUCTION INSPECTOR	0.00	0.34	0.34
EVENT TECH	3.00	3.00	3.00
EVENT TECH **(PART TIME)**	6.00	6.00	6.00
FACILITY OPERATIONS SUPERVISOR	1.00	1.00	1.00
FOOD AND BEVERAGE COORDINATOR **(PART TIME)**	1.00	2.00	2.00
GENERAL MANAGER	1.00	1.00	1.00
LABORER **(PART TIME)**	1.00	1.00	2.00
NIGHT WATCHMAN	2.00	2.00	2.00
REC DIR/SALES & MARKETING	0.00	0.50	0.00
SALES AND MARKETING MANAGER	0.00	0.00	1.00
SECRETARY	1.00	1.00	1.00
SENIOR PROJECT MANAGER	0.00	0.00	0.50
TOTAL - LAMAR DIXON	16.00	18.84	20.84
MAINTENANCE			
CARPENTER	2.00	2.00	3.00
CONSTRUCTION INSPECTOR	0.50	0.33	0.33
CUSTODIAN	10.00	10.00	10.00
ELECTRICIAN	1.00	1.00	1.00
FORMAN CUSTODIAN	2.00	2.00	2.00
HVAC TECH	1.00	1.00	1.00
LABORER	3.00	5.00	5.00
MANAGER, DPW	1.00	1.00	1.00
SECRETARY	1.00	1.00	1.00
SURVEY TECH	1.00	1.00	1.00
UTILITY INSPECTOR	0.50	0.50	0.50
UTILITY OPERATOR	0.00	1.00	1.00
TOTAL - MAINTENANCE	23.00	25.83	26.83
ACUD#2			
ASSISTANT DPW DIRECTOR & OEP MANAGER	0.40	0.00	0.00
CHIEF UTILITY INSPECTOR	0.00	0.00	0.75
COMPLIANCE OFFICER/MANGER	0.00	0.75	0.00
DIRECTOR, PUB UTILITIES	0.00	0.80	0.80
ENGINEER/PE	0.00	0.80	0.80
INSPECTOR, STORMWATER	0.00	1.00	1.00
SECRETARY I	0.25	0.00	0.00
UTILITIES INSPECTOR	0.50	0.50	0.50
UTILITIES, SUPERVISOR	1.00	1.80	0.80
WASTE WATER TECHNICIAN	0.00	0.00	1.00
WATER & SEWER SPECIALIST	1.00	0.00	1.00
TOTAL - UTILITIES	3.15	5.65	6.65

ASCENSION PARISH GOVERNMENT
State of Louisiana

Personnel Summary

DESCRIPTION	2013 POSITIONS	2014 POSITIONS	2015 POSITIONS
FLEET MANAGEMENT			
CLERK	1.00	1.00	1.00
CUSTOMER SERVICE REP	0.00	0.00	1.00
FLEET MANAGER	1.00	1.00	1.00
FLEET OPERATIONS DISPATCH	0.00	1.00	0.00
LABORER	0.00	2.00	2.00
LUBRICATION TIRE SPECIALIST	3.00	3.00	3.00
MASTER MECHANIC	4.00	5.00	6.00
MECHANIC	1.00	1.00	1.00
PARTS RUNNER	1.00	1.00	1.00
SUPER/SHOP/YARD	0.00	1.00	1.00
SUPERVISOR, SHOP	2.00	1.00	1.00
SURVEY TECH	1.00	0.00	0.00
TOTAL- FLEET MANAGEMENT	14.00	17.00	18.00
ACUD#1			
CHIEF UTILITY INSPECTOR	0.00	0.00	0.25
COMPLIANCE/OFF/MANAGER	0.00	1.00	0.00
DIRECTOR, PUB UTILITIES	0.00	0.80	0.20
ENGINEER/PE	0.00	0.20	0.20
PARISH PRESIDENT	0.08	0.08	0.08
SEC/ACCT CLERK	1.00	1.00	1.00
UTILITIES SUPERVISOR	0.00	0.20	0.20
WASTEWATER TECH	2.00	2.00	0.00
WATER & SEWER SPECIALIST	1.00	0.00	2.00
TOTAL- ACUD#1	4.08	5.28	3.93
TOTAL ENTERPRISE FUND	**60.23**	**72.60**	**76.25**

Note: Some employee's salaries are allocated by the percent of time that they work for different departments.

Staffing:

The following departments had minor adjustments to personnel staffing positions to address current needs: Lamar Dixon, Maintenance Department, ACUD#2, Fleet Management Department, and ACUD#1.

ENTERPRISE
BUDGET SUMMARY

Description	2013 Actual	2014 Original Adopted Budget (A)	2014 Last Amended Budget as of July 31, 2014 (B)	Actual Year-to-Date as of: July 31, 2014 (C)	Estimated Remaining for Year 2014 (D)	Projected Actual Result at Year End 2014 (Final Amended Budget) (E)	% Change Last Amended Budget vs. Projected Actual Result at Year End(Final Amended Budget [E / B - 1] (F)	2015 Proposed Budget (G)	% Change Projected Actual Result at Year End vs. Proposed Budget [G / E - 1] (H)
		BUDGET SUMMARY BUDGET SUMMARY FOR YEAR ENDING 2014 AND 2015 PROPOSED							
	2013	2014 BUDGET						2015 BUDGET	
BEGINNING FUND BALANCE:	**$ 12,624,731**	**$ 12,939,288**	**$ 12,939,288**	**$ 12,939,288**	**$ 12,939,288**	**$ 12,939,288**	**0%**	**$ 11,849,288**	**-8%**
REVENUES:									
TAXES	606,823	541,000	541,000	342,059	268,941	611,000	13%	624,000	2%
INTERGOVERNMENTAL	345,000	375,000	375,000	(332)	660,332	660,000	76%	660,000	0%
MISCELLANEOUS	8,364,787	8,112,500	8,718,000	5,173,651	2,353,641	8,115,500	-7%	9,304,000	15%
INTERGOVERNMENTAL GRANTS	91,592	-	-	41,141	1,199,859	1,241,000	-	415,500	-67%
OTHER FINANCING SOURCES (TRANSFERS IN)	1,555,000	3,500,000	3,500,000	3,500,000	200,000	3,700,000	-	1,025,000	-72%
GRAND TOTAL REVENUES & OTHER FINANCING SOURCES	**10,963,202**	**12,528,500**	**13,134,000**	**9,056,520**	**4,682,772**	**14,327,500**	**9%**	**12,028,500**	**-16%**
EXPENDITURES:									
PERSONNEL	2,972,946	3,852,000	3,852,000	1,887,265	1,954,735	3,842,000	0%	4,099,500	7%
GENERAL OPERATING EXPENDITURES	5,588,589	6,422,000	6,434,800	3,136,389	3,867,611	7,004,000	9%	6,816,500	-3%
CAPITAL OUTLAY	991,611	340,500	357,900	242,869	1,525,631	1,768,500	394%	748,500	-58%
OTHER FINANCING USES (TRANSFERS OUT)	1,095,500	1,400,000	2,653,000	1,233,333	1,569,667	2,803,000	6%	1,628,000	-42%
GRAND TOTAL EXPENDITURES & OTHER FINANCING USES	**10,648,646**	**12,014,500**	**13,297,700**	**6,499,856**	**8,917,644**	**15,417,500**	**16%**	**13,292,500**	**-14%**
EXCESS (DEFICIENCY) OF CURRENT REVENUES OVER EXPENDITURES	**314,556**	**514,000**	**(163,700)**	**2,556,664**	**(4,234,872)**	**(1,090,000)**	**566%**	**(1,264,000)**	**16%**
ENDING FUND BALANCE:	**$ 12,939,288**	**$ 13,453,288**	**$ 12,775,588**	**$ 15,495,953**	**$ 8,704,416**	**$ 11,849,288**	**-7%**	**$ 10,585,288**	**-11%**

LAMAR DIXON EXPO CENTER (27)
BUDGET SUMMARY

Description	2013 Actual	2014 Original Adopted Budget (A)	2014 Last Amended Budget as of July 31, 2014 (B)	Actual Year-to-Date as of: July 31, 2014 (C)	Estimated Remaining for Year 2014 (D)	Projected Actual Result at Year End 2014 (Final Amended Budget) (E)	% Change Last Amended Budget vs. Projected Actual Result at Year End(Final Amended Budget [E / B - 1] (F)	2015 Proposed Budget (G)	% Change Projected Actual Result at Year End vs. Proposed Budget [G / E - 1] (H)
		BUDGET SUMMARY BUDGET FOR YEAR ENDING 2014 AND 2015 PROPOSED							
	2013	2014 BUDGET						2015 BUDGET	
BEGINNING FUND BALANCE:	**$ 1,683,799**	**$ 1,462,022**	**$ 1,462,022**	**$ 1,462,022**	**$ 1,462,022**	**$ 1,462,022**	**0%**	**$ 1,179,022**	**-19%**
REVENUES:									
INTERGOVERNMENTAL	345,000	375,000	375,000	-	660,000	660,000	76%	660,000	0%
MISCELLANEOUS	1,742,288	1,529,000	1,529,000	1,122,702	423,798	1,546,500	1%	1,540,500	0%
INTERGOVERNMENTAL GRANTS	91,592	-	-	41,141	1,199,859	1,241,000	0%	80,500	-94%
OTHER FINANCING SOURCES (TRANSFERS IN)	-	-	-	-	-	-	0%	-	0%
GRAND TOTAL REVENUES & OTHER FINANCING SOURCES	**2,178,880**	**1,904,000**	**1,904,000**	**1,163,843**	**2,283,657**	**3,447,500**	**81%**	**2,281,000**	**-34%**
EXPENDITURES:									
PERSONNEL	834,102	1,053,000	1,053,000	563,319	508,681	1,072,000	2%	1,049,000	-2%
GENERAL OPERATING EXPENDITURES	1,020,973	1,056,000	1,056,400	596,586	596,414	1,193,000	13%	1,254,500	5%
CAPITAL OUTLAY	545,582	51,500	51,500	136,955	1,328,545	1,465,500	2746%	156,000	-89%
GRAND TOTAL EXPENDITURES & OTHER FINANCING USES	**2,400,657**	**2,160,500**	**2,160,900**	**1,296,860**	**2,433,640**	**3,730,500**	**73%**	**2,459,500**	**-34%**
EXCESS (DEFICIENCY) OF CURRENT REVENUES OVER EXPENDITURES	**(221,777)**	**(256,500)**	**(256,900)**	**(133,017)**	**(149,983)**	**(283,000)**	**10%**	**(178,500)**	**-37%**
ENDING FUND BALANCE:	**$ 1,462,022**	**$ 1,205,522**	**$ 1,205,122**	**$ 1,329,005**	**$ 1,312,040**	**$ 1,179,022**	**-2%**	**$ 1,000,522**	**-15%**

Explanation of Fund Balance change in excess of 10%: Change in Fund Balance is due to a decrease in Intergovernmental Grants Revenue . Plans are being developed to address possible ways to increase revenues at the facility.

LAMAR DIXON EXPO CENTER (27)
REVENUE BUDGET

Account Number	Description	2013 Actual	BUDGET LINE ITEM BUDGET FOR YEAR ENDING 2014 AND 2015 PROPOSED: 2014 BUDGET (A) 2014 Original Adopted Budget	(B) 2014 Last Amended Budget as of July 31, 2014	(C) Actual Year-to-Date as of: July 31, 2014	(D) Estimated Remaining for Year 2014	(E) Projected Actual Result at Year End 2014 (Final Amended Budget)	(F) % Change Last Amended Budget vs. Projected Actual Result at Year End(Final Amended Budget [E / B - 1]	2015 BUDGET (G) 2015 Proposed Budget	(H) % Change Projected Actual Result at Year End vs. Proposed Budget [G / E - 1]
REVENUES:										
INTERGOVERNMENTAL:										
27.033.3055	REIMBURSEMENT-FEMA	$ -	$ -	$ -	$ -	$ -	$ -	-	$ -	-
27.033.3059	REBATE-STATE TAXES	345,000	375,000	375,000	-	660,000	660,000	76%	660,000	0%
TOTAL INTERGOVERNMENTAL		**345,000**	**375,000**	**375,000**	**-**	**660,000**	**660,000**	**76%**	**660,000**	**0%**
MISCELLANEOUS:										
27.035.3065	CONCESSION REVENUES	264,144	220,000	220,000	193,244	26,756	220,000	0%	220,000	0%
27.035.3081	INTEREST EARNINGS	14,277	4,000	4,000	-	13,000	13,000	225%	13,000	0%
27.035.3082	RENTAL FEES	29,926	25,000	25,000	29,968	5,033	35,000	40%	35,000	0%
27.035.3084	PROCEEDS-SALES OF PROPERTY	4,575	-	-	6,187	(187)	6,000	-	-	-100%
27.035.3086	MISCELLANEOUS REVENUES	51,380	30,000	30,000	21,612	889	22,500	-25%	22,500	0%
27.035.3182	EVENT REVENUE	407,589	400,000	400,000	355,897	44,103	400,000	0%	400,000	0%
27.035.3183	RV RENTAL REVENUE	896,334	800,000	800,000	498,295	301,705	800,000	0%	800,000	0%
27.035.3188	MISC.DONATIONS/SPONSORSHIPS	74,063	50,000	50,000	17,500	32,500	50,000	0%	50,000	0%
TOTAL MISCELLANEOUS		**1,742,288**	**1,529,000**	**1,529,000**	**1,122,702**	**423,798**	**1,546,500**	**1%**	**1,540,500**	**0%**
INTERGOVERNMENTAL GRANTS:										
27.037.3050	GRANTS	91,592	-	-	41,141	1,199,859	1,241,000	-	80,500	-94%
TOTAL INTERGOVERNMENTAL GRANTS		**91,592**	**-**	**-**	**41,141**	**1,199,859**	**1,241,000**	**-**	**80,500**	**-94%**
GRAND TOTAL REVENUES & OTHER FINANCING SOURCES		**$ 2,178,880**	**$ 1,904,000**	**$ 1,904,000**	**$ 1,163,843**	**$ 2,283,657**	**$ 3,447,500**	**81%**	**$ 2,281,000**	**-34%**

LAMAR DIXON EXPO CENTER (27)
EXPENDITURE BUDGET

Account Number	Description	2013 Actual	BUDGET LINE ITEM BUDGET FOR YEAR ENDING 2014 AND 2015 PROPOSED: 2014 BUDGET (A) 2014 Original Adopted Budget	(B) 2014 Last Amended Budget as of July 31, 2014	(C) Actual Year-to-Date as of: July 31, 2014	(D) Estimated Remaining for Year 2014	(E) Projected Actual Result at Year End 2014 (Final Amended Budget)	(F) % Change Last Amended Budget vs. Projected Actual Result at Year End(Final Amended Budget [E / B - 1]	2015 BUDGET (G) 2015 Proposed Budget	(H) % Change Projected Actual Result at Year End vs. Proposed Budget [G / E - 1]
EXPENDITURES:										
PERSONNEL:										
27.049.4002	SALARY	$ 225,416	$ 243,500	$ 243,500	$ 138,972	$ 122,028	$ 261,000	7%	$ 307,500	18%
27.049.4003	SALARY	334,909	400,500	400,500	218,993	181,507	400,500	0%	355,000	-11%
27.049.4004	CONTRACT LABOR	155,597	185,000	185,000	117,527	67,473	185,000	0%	185,000	0%
27.049.4005	FICA TAX - EXPENSE	41,598	49,500	49,500	26,181	24,819	51,000	3%	51,000	0%
27.049.4006	EMPLOYMENT TAX EXPENSE	-	5,000	5,000	-	5,000	5,000	0%	-	-100%
27.049.4007	RETIREMENT	19,499	37,000	37,000	12,537	24,463	37,000	0%	46,000	24%
27.049.4008	HEALTH,LIFE,DENTAL INSURANCE	43,034	114,500	114,500	39,650	74,850	114,500	0%	89,000	-22%
27.049.4009	HEALTH SAVINGS ACCT. EXPENSE	5,550	9,500	9,500	4,500	5,000	9,500	0%	8,500	-11%
27.049.4053	WORKMEN'S COMPENSATION INS.	8,500	8,500	8,500	4,958	3,542	8,500	0%	7,000	-18%
TOTAL PERSONNEL		**834,102**	**1,053,000**	**1,053,000**	**563,319**	**508,681**	**1,072,000**	**2%**	**1,049,000**	**-2%**
GENERAL OPERATING EXPENDITURES:										
27.049.4015	ADVERTISING	6,142	30,000	30,000	10,833	19,167	30,000	0%	45,000	50%
27.049.4020	UTILITIES	386,966	350,000	350,000	251,146	248,854	500,000	43%	525,000	5%
27.049.4024	TELEPHONE	12,253	14,000	14,000	8,359	6,641	15,000	7%	15,000	0%
27.049.4026	EQUIPMENT RENTALS	16,892	40,000	40,000	8,104	11,896	20,000	-50%	20,000	0%
27.049.4027	MISCELLANEOUS RENTALS	42,413	60,000	60,000	21,837	38,163	60,000	0%	60,000	0%
27.049.4028	LEASE PURCHASES	45,905	43,500	43,500	22,180	17,821	40,000	-8%	40,000	0%
27.049.4031	MAINTENANCE - BUILD & GROUND	151,911	150,000	150,400	54,440	96,060	150,500	0%	150,500	0%
27.049.4037	CONCESSION EXPENSES	105,329	125,000	125,000	69,595	55,405	125,000	0%	125,000	0%
27.049.4038	FLEET MANAGEMENT FEE	37,000	37,000	37,000	21,583	15,417	37,000	0%	72,500	96%
27.049.4046	PROFESSIONAL SERVICES	11,464	15,000	15,000	3,400	11,600	15,000	0%	15,000	0%
27.049.4049	DUES & SUBSCRIPTION	411	500	500	195	305	500	0%	500	0%
27.049.4050	FIRE,CASUALTY & GEN LIAB INS	90,000	90,000	90,000	52,500	37,500	90,000	0%	73,500	-18%
27.049.4052	VEHICLE & EQUIPMENT INS.	8,500	8,500	8,500	4,958	3,542	8,500	0%	11,000	29%
27.049.4060	OFFICE SUPPLIES	8,527	6,000	6,000	4,830	1,170	6,000	0%	6,000	0%
27.049.4061	OPERATING SUPPLIES	82,230	70,500	70,500	53,349	24,151	77,500	10%	77,500	0%
27.049.4099	MISCELLANEOUS EXPENSE	15,030	16,000	16,000	9,277	8,723	18,000	13%	18,000	0%
TOTAL GENERAL OPERATING EXPENDITURES		**1,020,973**	**1,056,000**	**1,056,400**	**596,586**	**596,414**	**1,193,000**	**13%**	**1,254,500**	**5%**

LAMAR DIXON EXPO CENTER (27)
EXPENDITURE BUDGET

Account Number	Description	2013 Actual	BUDGET LINE ITEM BUDGET FOR YEAR ENDING 2014 AND 2015 PROPOSED: 2014 BUDGET (A) 2014 Original Adopted Budget	(B) 2014 Last Amended Budget as of July 31, 2014	(C) Actual Year-to-Date as of: July 31, 2014	(D) Estimated Remaining for Year 2014	(E) Projected Actual Result at Year End 2014 (Final Amended Budget)	(F) % Change Last Amended Budget vs. Projected Actual Result at Year End(Final Amended Budget [E / B - 1]	2015 BUDGET (G) 2015 Proposed Budget	(H) % Change Projected Actual Result at Year End vs. Proposed Budget [G / E - 1]
CAPITAL OUTLAY:										
27.049.4078	APPROPRIATIONS & GRANTS	141,492	-	-	100,000	1,239,000	1,339,000	-	83,000	-94%
27.049.4087	ACQUISITIONS-VEHICLE & EQUIP	50,188	26,500	26,500	6,700	19,800	26,500	0%	43,000	62%
27.049.4090	MAJOR REPAIRS BUILDINGS	9,800	25,000	25,000	30,255	69,745	100,000	300%	30,000	-70%
27.049.4700	DEPRECIATION EXPENSE	344,102	-	-	-	-	-	-	-	-
TOTAL CAPITAL OUTLAY		**545,582**	**51,500**	**51,500**	**136,955**	**1,328,545**	**1,465,500**	**2746%**	**156,000**	**-89%**
GRAND TOTAL EXPENDITURES & OTHER FINANCING USES		**$ 2,400,657**	**$ 2,160,500**	**$ 2,160,900**	**$ 1,296,860**	**$ 2,433,640**	**$ 3,730,500**	**73%**	**$ 2,459,500**	**-34%**

ASCENSION PARISH INSURANCE (44)
BUDGET SUMMARY

Description	2013 Actual	2014 Original Adopted Budget (A)	2014 Last Amended Budget as of July 31, 2014 (B)	Actual Year-to-Date as of: July 31, 2014 (C)	Estimated Remaining for Year 2014 (D)	Projected Actual Result at Year End 2014 (Final Amended Budget) (E)	% Change Last Amended Budget vs. Projected Actual Result at Year End(Final Amended Budget [E / B - 1] (F)	2015 Proposed Budget (G)	% Change Projected Actual Result at Year End vs. Proposed Budget [G / E - 1] (H)
	2013	BUDGET SUMMARY BUDGET FOR YEAR ENDING 2014 AND 2015 PROPOSED						2015 BUDGET	
		2014 BUDGET							
BEGINNING FUND BALANCE:	**$ 3,275,237**	**$ 3,705,697**	**$ 3,705,697**	**$ 3,705,697**	**$ 3,705,697**	**$ 3,705,697**	**0%**	**$ 2,757,197**	**-26%**
REVENUES:									
MISCELLANEOUS	1,393,949	1,384,000	1,384,000	811,705	87	1,400,000	1%	1,541,500	10%
GRAND TOTAL REVENUES & OTHER FINANCING SOURCES	**1,393,949**	**1,384,000**	**1,384,000**	**811,705**	**87**	**1,400,000**	**1%**	**1,541,500**	**10%**
EXPENDITURES:									
GENERAL OPERATING EXPENDITURES	963,489	1,438,500	1,438,500	882,165	466,335	1,348,500	-6%	1,360,000	1%
OTHER FINANCING USES (TRANSFERS OUT)	-	1,000,000	1,000,000	1,000,000	-	1,000,000	0%	1,149,000	15%
GRAND TOTAL EXPENDITURES & OTHER FINANCING USES	**963,489**	**2,438,500**	**2,438,500**	**1,882,165**	**466,335**	**2,348,500**	**-4%**	**2,509,000**	**7%**
EXCESS (DEFICIENCY) OF CURRENT REVENUES OVER EXPENDITURES	**430,459**	**(1,054,500)**	**(1,054,500)**	**(1,070,460)**	**(466,248)**	**(948,500)**	**-10%**	**(967,500)**	**2%**
ENDING FUND BALANCE:	**$ 3,705,697**	**$ 2,651,197**	**$ 2,651,197**	**$ 2,635,237**	**$ 3,239,449**	**$ 2,757,197**	**4%**	**$ 1,789,697**	**-35%**

Explanation of Fund Balance change in excess of 10%: Change in Fund Balance is due to an excess of current expenditures over revenues.

ASCENSION PARISH INSURANCE (44)
REVENUE BUDGET

Account Number	Description	2013 Actual	BUDGET LINE ITEM BUDGET FOR YEAR ENDING 2014 AND 2015 PROPOSED: 2014 BUDGET (A) 2014 Original Adopted Budget	(B) 2014 Last Amended Budget as of July 31, 2014	(C) Actual Year-to-Date as of: July 31, 2014	(D) Estimated Remaining for Year 2014	(E) Projected Actual Result at Year End 2014 (Final Amended Budget)	(F) % Change Last Amended Budget vs. Projected Actual Result at Year End(Final Amended Budget [E / B - 1]	2015 BUDGET (G) 2015 Proposed Budget	(H) % Change Projected Actual Result at Year End vs. Proposed Budget [G / E - 1]
REVENUES:										
MISCELLANEOUS:										
44.035.3054	MISCELLANEOUS INS. REFUND	$ 8,733	$ 4,500	$ 4,500	$ 9,913	$ 87	$ 10,000	122%	$ -	-100%
44.035.3081	INTEREST EARNINGS	16,203	5,000	5,000	-	15,500	15,500	210%	15,500	0%
44.035.3086	INSURANCE PREMIUM REVENUE	1,369,013	1,374,500	1,374,500	801,792	572,708	1,374,500	0%	1,526,000	11%
TOTAL MISCELLANEOUS		**1,393,949**	**1,384,000**	**1,384,000**	**811,705**	**588,295**	**1,400,000**	**1%**	**1,541,500**	**10%**
GRAND TOTAL REVENUES & OTHER FINANCING SOURCES		**$ 1,393,949**	**$ 1,384,000**	**$ 1,384,000**	**$ 811,705**	**$ 588,295**	**$ 1,400,000**	**1%**	**$ 1,541,500**	**10%**

ASCENSION PARISH INSURANCE (44)
EXPENDITURE BUDGET

Account Number	Description	2013 Actual	BUDGET LINE ITEM BUDGET FOR YEAR ENDING 2014 AND 2015 PROPOSED: 2014 BUDGET (A) 2014 Original Adopted Budget	(B) 2014 Last Amended Budget as of July 31, 2014	(C) Actual Year-to-Date as of: July 31, 2014	(D) Estimated Remaining for Year 2014	(E) Projected Actual Result at Year End 2014 (Final Amended Budget)	(F) % Change Last Amended Budget vs. Projected Actual Result at Year End(Final Amended Budget [E / B - 1]	2015 BUDGET (G) 2015 Proposed Budget	(H) % Change Projected Actual Result at Year End vs. Proposed Budget [G / E - 1]
EXPENDITURES:										
GENERAL OPERATING EXPENDITURES:										
44.049.4046	PROFESSIONAL SERVICES	$ 57,686	$ 100,000	$ 100,000	$ 67,034	$ 32,966	$ 100,000	0%	$ 100,000	0%
44.049.4050	FIRE/CAS/GEN LIAB PREM.EXP.	167,532	170,000	170,000	124,497	503	125,000	-26%	130,000	4%
44.049.4052	VEHICLE/EQUIPMENT PREM.EXP.	63,302	150,000	150,000	129,639	20,361	150,000	0%	150,000	0%
44.049.4053	WORKMEN'S COMP. PREM.EXP.	66,518	68,500	68,500	68,041	459	68,500	0%	70,000	2%
44.049.4054	PROPERTY PREMIUM EXPENSE	445,903	450,000	450,000	402,360	2,640	405,000	-10%	410,000	1%
44.049.4150	GENERAL LIAB. CLAIM EXPENSE	143,667	150,000	150,000	22,992	127,008	150,000	0%	150,000	0%
44.049.4152	AUTO LIAB CLAIM EXPENSE	16,127	100,000	100,000	24,782	75,218	100,000	0%	100,000	0%
44.049.4153	WORKMENS COMP CLAIMS EXPENSE	2,755	200,000	200,000	42,820	157,180	200,000	0%	200,000	0%
44.049.4154	PROPERTY CLAIM EXPENSE	-	50,000	50,000	-	50,000	50,000	0%	50,000	0%
TOTAL GENERAL OPERATING EXPENDITURES		**963,489**	**1,438,500**	**1,438,500**	**882,165**	**466,335**	**1,348,500**	**-6%**	**1,360,000**	**1%**
OTHER FINANCING SOURCES (TRANSFERS OUT):										
44.090.9043	TRANS OUT OFFICE BLDG CONST.	-	-	-	-	-	-	-	1,000,000	-
TOTAL OTHER FINANCING SOURCES		**-**	**1,000,000**	**1,000,000**	**1,000,000**	**-**	**1,000,000**	**0%**	**1,149,000**	**15%**
GRAND TOTAL EXPENDITURES & OTHER FINANCING USES		**$ 963,489**	**$ 2,438,500**	**$ 2,438,500**	**$ 1,882,165**	**$ 466,335**	**$ 2,348,500**	**-4%**	**$ 2,509,000**	**7%**

MAINTENANCE (70)
BUDGET SUMMARY

Description	2013 Actual	2014 Original Adopted Budget (A)	2014 Last Amended Budget as of July 31, 2014 (B)	Actual Year-to-Date as of: July 31, 2014 (C)	Estimated Remaining for Year 2014 (D)	Projected Actual Result at Year End 2014 (Final Amended Budget) (E)	% Change Last Amended Budget vs. Projected Actual Result at Year End(Final Amended Budget [E / B - 1] (F)	2015 Proposed Budget (G)	% Change Projected Actual Result at Year End vs. Proposed Budget [G / E - 1] (H)
		BUDGET SUMMARY BUDGET FOR YEAR ENDING 2014 AND 2015 PROPOSED							
	2013	2014 BUDGET						2015 BUDGET	
BEGINNING FUND BALANCE:	**$ 822,248**	**$ 1,047,391**	**$ 1,047,391**	**$ 1,047,391**	**$ 1,047,391**	**$ 1,047,391**	**0%**	**$ 576,391**	**-45%**
REVENUES:									
INTERGOVERNMENTAL	-	-	-	(332)	332	-	0%	-	0%
MISCELLANEOUS	1,844,305	1,642,500	1,642,500	961,290	686,210	1,647,500	0%	2,108,000	28%
GRAND TOTAL REVENUES & OTHER FINANCING SOURCES	**1,844,305**	**1,642,500**	**1,642,500**	**960,958**	**686,542**	**1,647,500**	**0%**	**2,108,000**	**28%**
EXPENDITURES:									
PERSONNEL	1,024,671	1,168,500	1,168,500	585,374	609,626	1,195,000	2%	1,322,000	11%
GENERAL OPERATING EXPENDITURES	505,074	608,000	618,000	249,222	380,778	630,000	2%	665,500	6%
CAPITAL OUTLAY	89,417	197,000	202,000	26,832	116,668	143,500	-29%	226,500	58%
OTHER FINANCING SOURCES (TRANSFERS OUT)	-	-	-	-	150,000	150,000	0%	18,000	-88%
GRAND TOTAL EXPENDITURES & OTHER FINANCING USES	**1,619,162**	**1,973,500**	**1,988,500**	**861,428**	**1,257,072**	**2,118,500**	**7%**	**2,232,000**	**5%**
EXCESS (DEFICIENCY) OF CURRENT REVENUES OVER EXPENDITURES	**225,143**	**(331,000)**	**(346,000)**	**99,530**	**(570,530)**	**(471,000)**	**36%**	**(124,000)**	**-74%**
ENDING FUND BALANCE:	**$ 1,047,391**	**$ 716,391**	**$ 701,391**	**$ 1,146,921**	**$ 476,860**	**$ 576,391**	**-18%**	**$ 452,391**	**-22%**

Explanation of Fund Balance change in excess of 10%: Change in fund balance is due to an excess of current expenditures over revenues.

MAINTENANCE (70)
REVENUE BUDGET

Account Number	Description	2013 Actual	2014 Original Adopted Budget (A)	2014 Last Amended Budget as of July 31, 2014 (B)	Actual Year-to-Date as of: July 31, 2014 (C)	Estimated Remaining for Year 2014 (D)	Projected Actual Result at Year End 2014 (Final Amended Budget) (E)	% Change Last Amended Budget vs. Projected Actual Result at Year End(Final Amended Budget [E / B - 1] (F)	2015 Proposed Budget (G)	% Change Projected Actual Result at Year End vs. Proposed Budget [G / E - 1] (H)
			BUDGET LINE ITEM BUDGET FOR YEAR ENDING 2014 AND 2015 PROPOSED							
		2013	2014 BUDGET						2015 BUDGET	
REVENUES:										
INTERGOVERNMENTAL:										
70.033.3055	REIMBURSEMENT-FEMA	$ -	$ -	$ -	$ (332)	$ 332	$ -	$ -	$ -	$ -
70.033.3189	MISC REVENUE-REIM GRANT AD	-	-	-	-	-	-	-	-	-
TOTAL INTERGOVERNMENTAL		**-**	**-**	**-**	**(332)**	**332**	**-**	**-**	**-**	**-**
MISCELLANEOUS:										
70.035.3027	SERVICE FEES	1,841,000	1,641,000	1,641,000	957,250	683,750	1,641,000	0%	2,105,500	28%
70.035.3081	INTEREST EARNINGS	3,305	1,500	1,500	-	2,500	2,500	67%	2,500	0%
70.035.3084	PROCEEDS-SALES OF PROPERTY	-	-	-	4,040	(40)	4,000	-	-	-100%
TOTAL MISCELLANEOUS		**1,844,305**	**1,642,500**	**1,642,500**	**961,290**	**686,210**	**1,647,500**	**0%**	**2,108,000**	**28%**
GRAND TOTAL REVENUES & OTHER FINANCING SOURCES		**$ 1,844,305**	**$ 1,642,500**	**$ 1,642,500**	**$ 960,958**	**$ 686,542**	**$ 1,647,500**	**0%**	**$ 2,108,000**	**28%**

MAINTENANCE (70)
EXPENDITURE BUDGET

Account Number	Description	2013 Actual	2014 Original Adopted Budget (A)	2014 Last Amended Budget as of July 31, 2014 (B)	Actual Year-to-Date as of: July 31, 2014 (C)	Estimated Remaining for Year 2014 (D)	Projected Actual Result at Year End 2014 (Final Amended Budget) (E)	% Change Last Amended Budget vs. Projected Actual Result at Year End(Final Amended Budget [E / B - 1] (F)	2015 Proposed Budget (G)	% Change Projected Actual Result at Year End vs. Proposed Budget [G / E - 1] (H)
		2013	BUDGET LINE ITEM BUDGET FOR YEAR ENDING 2014 AND 2015 PROPOSED						2015 BUDGET	
			2014 BUDGET							
EXPENDITURES:										
PERSONNEL:										
70.049.4002	SALARY	$ 75,873	$ 77,500	$ 77,500	$ 41,194	$ 36,306	$ 77,500	0%	$ 81,000	5%
70.049.4003	SALARY	261,196	336,000	336,000	158,571	177,429	336,000	0%	376,000	12%
70.049.4004	CONTRACT LABOR	35,218	28,000	28,000	10,984	17,016	28,000	0%	28,000	0%
70.049.4005	FICA TAX - EXPENSE	24,008	31,500	31,500	14,274	17,226	31,500	0%	35,000	11%
70.049.4006	EMPLOYMENT TAX EXPENSE	-	-	-	3,417	83	3,500	-	-	-100%
70.049.4007	RETIREMENT	31,607	38,000	38,000	17,535	20,465	38,000	0%	41,500	9%
70.049.4008	HEALTH,LIFE,DENTAL INSURANCE	57,151	75,500	75,500	34,718	40,782	75,500	0%	136,500	81%
70.049.4009	HEALTH SAVINGS ACCT. EXPENSE	7,800	10,000	10,000	4,800	5,200	10,000	0%	11,000	10%
70.049.4053	WORKMEN'S COMPENSATION INS.	10,000	10,000	10,000	5,833	4,167	10,000	0%	3,500	-65%
TOTAL PERSONNEL		**502,853**	**606,500**	**606,500**	**291,326**	**318,674**	**610,000**	**1%**	**712,500**	**17%**
GENERAL OPERATING EXPENDITURES:										
70.049.4024	TELEPHONE	4,920	6,000	6,000	5,179	5,321	10,500	75%	10,500	0%
70.049.4026	EQUIPMENT RENTALS	3,119	4,000	4,000	1,247	7,753	9,000	125%	4,000	-56%
70.049.4027	MISCELLANEOUS RENTALS	12,513	15,000	15,000	6,218	8,782	15,000	0%	15,000	0%
70.049.4028	LEASE PAYMENTS	23,551	24,000	24,000	15,270	11,230	26,500	10%	24,000	-9%
70.049.4031	MAINTENANCE - BUILD & GROUND	312,970	350,000	365,000	149,097	215,903	365,000	0%	320,000	-12%
70.049.4035	MAINT-FURN.,OFF.MACH.,EQUIP	-	1,000	1,000	-	-	-	-100%	-	-
70.049.4036	MISCELLANEOUS MAINTENANCE	2,710	50,500	50,500	559	49,441	50,000	-1%	50,000	0%
70.049.4038	FLEET MANAGEMENT FEE	31,500	31,500	31,500	18,375	13,125	31,500	0%	84,500	168%
70.049.4046	PROFESSIONAL SERVICES	613	2,500	2,500	-	2,500	2,500	0%	52,500	2000%
70.049.4050	FIRE,CASUALTY & GEN LIAB INS	19,000	19,000	19,000	11,083	7,917	19,000	0%	-	-100%
70.049.4052	VEHICLE & EQUIPMENT INS.	6,500	6,500	6,500	3,792	2,708	6,500	0%	9,000	38%
70.049.4060	OFFICE SUPPLIES	1,179	2,000	2,000	1,051	949	2,000	0%	2,000	0%
70.049.4061	OPERATING SUPPLIES	9,207	7,500	7,500	3,746	3,754	7,500	0%	7,500	0%
70.049.4070	SMALL TOOLS & EQUIPMENT	7,892	12,500	7,500	1,680	5,820	7,500	0%	7,500	0%
70.049.4074	TRAVEL/TRAINING	-	2,500	2,500	-	2,500	2,500	0%	2,500	0%
70.490.4099	MISCELLANEOUS EXPENSE	1,267	1,000	1,000	152	848	1,000	0%	1,000	0%
TOTAL GENERAL OPERATING EXPENDITURES		**436,942**	**535,500**	**545,500**	**217,450**	**338,550**	**556,000**	**2%**	**590,000**	**6%**

MAINTENANCE (70)
EXPENDITURE BUDGET

Account Number	Description	2013 Actual	BUDGET LINE ITEM BUDGET FOR YEAR ENDING 2014 AND 2015 PROPOSED: 2014 BUDGET (A) 2014 Original Adopted Budget	(B) 2014 Last Amended Budget as of July 31, 2014	(C) Actual Year-to-Date as of: July 31, 2014	(D) Estimated Remaining for Year 2014	(E) Projected Actual Result at Year End 2014 (Final Amended Budget)	(F) % Change Last Amended Budget vs. Projected Actual Result at Year End(Final Amended Budget [E / B - 1]	2015 BUDGET (G) 2015 Proposed Budget	(H) % Change Projected Actual Result at Year End vs. Proposed Budget [G / E - 1]
CAPITAL OUTLAY:										
70.049.4087	ACQUISITIONS-VEHICLE & EQUIP	13,646	6,500	11,500	-	11,500	11,500	0%	74,000	543%
70.049.4090	MAJOR REPAIRS BUILDINGS	55,907	188,500	188,500	26,832	103,168	130,000	-31%	106,500	-18%
70.049.4700	DEPRECIATION EXPENSE	19,864	-	-	-	-	-	-	-	-
TOTAL CAPITAL OUTLAY		**89,417**	**195,000**	**200,000**	**26,832**	**114,668**	**141,500**	**-29%**	**180,500**	**28%**
OTHER FINANCING SOURCES (TRANSFERS OUT):										
70.090.9039	TRANS OUT EQUP INST PUR DEBT	-	-	-	-	-	-	-	18,000	-
70.090.9043	TRANS OUT OFFICE BLDG CONSTR	-	-	-	-	150,000	150,000	-	-	-100%
TOTAL OTHER FINANCING SOURCES		**-**	**-**	**-**	**-**	**150,000**	**150,000**	**-**	**18,000**	**-88%**
GRAND TOTAL EXPENDITURES & OTHER FINANCING USES		**$ 1,029,212**	**$ 1,337,000**	**$ 1,352,000**	**$ 535,608**	**$ 921,892**	**$ 1,457,500**	**8%**	**$ 1,501,000**	**3%**

MAINTENANCE - CUSTODIANS (70.490)
EXPENDITURE BUDGET

Account Number	Description	2013 Actual	2014 Original Adopted Budget (A)	2014 Last Amended Budget as of July 31, 2014 (B)	Actual Year-to-Date as of: July 31, 2014 (C)	Estimated Remaining for Year 2014 (D)	Projected Actual Result at Year End 2014 (Final Amended Budget) (E)	% Change Last Amended Budget vs. Projected Actual Result at Year End(Final Amended Budget [E / B - 1] (F)	2015 Proposed Budget (G)	% Change Projected Actual Result at Year End vs. Proposed Budget [G / E - 1] (H)
		2013	BUDGET LINE ITEM BUDGET FOR YEAR ENDING 2014 AND 2015 PROPOSED — 2014 BUDGET						2015 BUDGET	
EXPENDITURES:										
PERSONNEL:										
70.490.4002	SALARY	$ 93,292	$ 128,500	$ 128,500	$ 51,903	$ 76,597	$ 128,500	0%	$ 135,000	5%
70.490.4003	SALARY	259,154	267,000	267,000	150,781	124,219	275,000	3%	279,000	1%
70.490.4004	CONTRACT LABOR	43,382	15,000	15,000	15,773	14,227	30,000	100%	15,000	-50%
70.490.4005	FICA TAX - EXPENSE	25,316	30,500	30,500	14,337	16,163	30,500	0%	32,000	5%
70.490.4007	RETIREMENT	35,163	36,500	36,500	18,734	17,766	36,500	0%	37,500	3%
70.490.4008	HEALTH,LIFE,DENTAL INSURAN	56,610	76,000	76,000	37,720	38,280	76,000	0%	96,500	27%
70.490.4009	HEALTH SAVINGS ACCT. EXPENSE	8,900	8,500	8,500	4,800	3,700	8,500	0%	8,500	0%
70.490.4053	WORKMEN'S COMPENSATION INS.	-	-	-	-	-	-	-	6,000	-
TOTAL PERSONNEL		**521,818**	**562,000**	**562,000**	**294,048**	**290,952**	**585,000**	**4%**	**609,500**	**4%**
GENERAL OPERATING EXPENDITURES:										
70.490.4024	TELEPHONE	1,200	1,500	1,500	600	900	1,500	0%	1,500	0%
70.490.4027	MISCELLANEOUS RENTALS	1,859	1,000	1,000	1,015	985	2,000	100%	2,000	0%
70.490.4028	LEASE PAYMENTS	8,494	9,000	9,000	5,379	4,121	9,500	6%	8,500	-11%
70.490.4061	OPERATING SUPPLIES	56,255	60,000	60,000	24,703	35,297	60,000	0%	62,500	4%
70.490.4099	MISCELLANEOUS EXPENSE	325	1,000	1,000	76	924	1,000	0%	1,000	0%
TOTAL GENERAL OPERATING EXPENDITURES		**68,133**	**72,500**	**72,500**	**31,773**	**42,227**	**74,000**	**2%**	**75,500**	**2%**
CAPITAL OUTLAY:										
70.490.4087	ACQUISITIONS-VEHICLE & EQUIP	-	2,000	2,000	-	2,000	2,000	0%	46,000	2200%
TOTAL CAPITAL OUTLAY		**-**	**2,000**	**2,000**	**-**	**2,000**	**2,000**	**-**	**46,000**	**-**
GRAND TOTAL EXPENDITURES & OTHER FINANCING USES		**$ 589,950**	**$ 636,500**	**$ 636,500**	**$ 325,820**	**$ 335,180**	**$ 661,000**	**4%**	**$ 731,000**	**11%**

DENTAL INSURANCE (72)
BUDGET SUMMARY

Description	2013 Actual	2014 Original Adopted Budget (A)	2014 Last Amended Budget as of July 31, 2014 (B)	Actual Year-to-Date as of: July 31, 2014 (C)	Estimated Remaining for Year 2014 (D)	Projected Actual Result at Year End 2014 (Final Amended Budget) (E)	% Change Last Amended Budget vs. Projected Actual Result at Year End(Final Amended Budget [E / B - 1] (F)	2015 Proposed Budget (G)	% Change Projected Actual Result at Year End vs. Proposed Budget [G / E - 1] (H)
		BUDGET SUMMARY BUDGET FOR YEAR ENDING 2014 AND 2015 PROPOSED							
	2013	2014 BUDGET						2015 BUDGET	
BEGINNING FUND BALANCE:	**$ 84,211**	**$ 110,086**	**$ 110,086**	**$ 110,086**	**$ 110,086**	**$ 110,086**	**0%**	**$ 88,086**	**-20%**
REVENUES:									
MISCELLANEOUS	175,953	164,000	164,000	49,540	114,460	164,000	0%	164,000	0%
GRAND TOTAL REVENUES & OTHER FINANCING SOURCES	**175,953**	**164,000**	**164,000**	**49,540**	**114,460**	**164,000**	**0%**	**164,000**	**0%**
EXPENDITURES:									
GENERAL OPERATING EXPENDITURES	150,077	170,000	170,000	90,404	95,596	186,000	9%	181,000	-3%
GRAND TOTAL EXPENDITURES & OTHER FINANCING USES	**150,077**	**170,000**	**170,000**	**90,404**	**95,596**	**186,000**	**9%**	**181,000**	**-3%**
EXCESS (DEFICIENCY) OF CURRENT REVENUES OVER EXPENDITURES	**25,875**	**(6,000)**	**(6,000)**	**(40,863)**	**18,863**	**(22,000)**	**267%**	**(17,000)**	**-23%**
ENDING FUND BALANCE:	**$ 110,086**	**$ 104,086**	**$ 104,086**	**$ 69,223**	**$ 128,950**	**$ 88,086**	**-15%**	**$ 71,086**	**-19%**

Explanation of Fund Balance change in excess of 10%: Change in Fund Balance is due to a deficiency of revenues over expenditures. However, the 2015 projected ending Fund Balance is in excess of 3 months of expenditures, which is in compliance with Parish policies that an adequate fund balance has to be maintained of at least 3 months of expenditures. Consequently, if this trend continues, the premiums paid by employees in the dental plan will be increased to cover the increase in expenditures.

DENTAL INSURANCE (72)
REVENUE BUDGET

Account Number	Description	2013 Actual	BUDGET LINE ITEM BUDGET FOR YEAR ENDING 2014 AND 2015 PROPOSED							
		2013	2014 BUDGET						2015 BUDGET	
			(A)	(B)	(C)	(D)	(E)	(F)	(G)	(H)
			2014 Original Adopted Budget	2014 Last Amended Budget as of July 31, 2014	Actual Year-to-Date as of: July 31, 2014	Estimated Remaining for Year 2014	Projected Actual Result at Year End 2014 (Final Amended Budget)	% Change Last Amended Budget vs. Projected Actual Result at Year End(Final Amended Budget [E / B - 1]	2015 Proposed Budget	% Change Projected Actual Result at Year End vs. Proposed Budget [G / E - 1]
REVENUES:										
MISCELLANEOUS:										
72.035.3081	INTEREST EARNINGS	$ 253	$ -	$ -	$ -	$ -	$ -	-	$ -	-
72.035.3086	INSURANCE PREMIUM REVENUE	175,700	164,000	164,000	49,540	114,460	164,000	0%	164,000	0%
TOTAL MISCELLANEOUS		**175,953**	**164,000**	**164,000**	**49,540**	**114,460**	**164,000**	**0%**	**164,000**	**0%**
GRAND TOTAL REVENUES & OTHER FINANCING SOURCES		**$ 175,953**	**$ 164,000**	**$ 164,000**	**$ 49,540**	**$ 114,460**	**$ 164,000**	**0%**	**$ 164,000**	**0%**

DENTAL INSURANCE (72)
EXPENDITURE BUDGET

Account Number	Description	2013 Actual	BUDGET LINE ITEM BUDGET FOR YEAR ENDING 2014 AND 2015 PROPOSED							
		2013	2014 BUDGET						2015 BUDGET	
			(A)	(B)	(C)	(D)	(E)	(F)	(G)	(H)
			2014 Original Adopted Budget	2014 Last Amended Budget as of July 31, 2014	Actual Year-to-Date as of: July 31, 2014	Estimated Remaining for Year 2014	Projected Actual Result at Year End 2014 (Final Amended Budget)	% Change Last Amended Budget vs. Projected Actual Result at Year End(Final Amended Budget [E / B - 1]	2015 Proposed Budget	% Change Projected Actual Result at Year End vs. Proposed Budget [G / E - 1]
EXPENDITURES:										
GENERAL OPERATING EXPENDITURES:										
72.049.4046	PROFESSIONAL SERVICES	$ 16,173	$ 20,000	$ 20,000	$ 3,736	$ 17,264	$ 21,000	5%	$ 21,000	0%
72.049.4156	CLAIMS EXPENSE	133,904	150,000	150,000	86,667	78,333	165,000	10%	160,000	-3%
TOTAL GENERAL OPERATING EXPENDITURES		**150,077**	**170,000**	**170,000**	**90,404**	**95,596**	**186,000**	**9%**	**181,000**	**-3%**
GRAND TOTAL EXPENDITURES & OTHER FINANCING USES		**$ 150,077**	**$ 170,000**	**$ 170,000**	**$ 90,404**	**$ 95,596**	**$ 186,000**	**9%**	**$ 181,000**	**-3%**

ACUD #2 (84)
BUDGET SUMMARY

Description	2013 Actual	2014 Original Adopted Budget (A)	2014 Last Amended Budget as of July 31, 2014 (B)	Actual Year-to-Date as of: July 31, 2014 (C)	Estimated Remaining for Year 2014 (D)	Projected Actual Result at Year End 2014 (Final Amended Budget) (E)	% Change Last Amended Budget vs. Projected Actual Result at Year End(Final Amended Budget [E / B - 1] (F)	2015 Proposed Budget (G)	% Change Projected Actual Result at Year End vs. Proposed Budget [G / E - 1] (H)
		BUDGET SUMMARY BUDGET FOR YEAR ENDING 2014 AND 2015 PROPOSED							
	2013	2014 BUDGET						2015 BUDGET	
BEGINNING FUND BALANCE:	**$ 6,051,764**	**$ 5,799,950**	**$ 5,799,950**	**$ 5,799,950**	**$ 5,799,950**	**$ 5,799,950**	**0%**	**$ 6,858,950**	**18%**
REVENUES:									
TAXES	417,113	359,000	359,000	201,822	215,178	417,000	16%	430,000	3%
MISCELLANEOUS	395,027	498,500	498,500	260,034	255,466	515,500	3%	555,500	8%
OTHER FINANCING USES (TRANSFERS IN)	1,200,000	3,300,000	3,300,000	3,300,000	-	3,300,000	0%	825,000	-75%
GRAND TOTAL REVENUES & OTHER FINANCING SOURCES	**2,012,140**	**4,157,500**	**4,157,500**	**3,761,856**	**470,644**	**4,232,500**	**2%**	**1,810,500**	**-57%**
EXPENDITURES:									
PERSONNEL	311,015	463,000	463,000	204,792	228,708	433,500	-6%	438,500	1%
GENERAL OPERATING EXPENDITURES	945,216	1,236,500	1,235,300	401,521	977,979	1,379,500	12%	1,197,000	-13%
CAPITAL OUTLAY	343,723	40,000	52,400	56,789	50,711	107,500	105%	253,000	135%
OTHER FINANCING SOURCES (TRANSFERS OUT)	664,000	-	1,253,000	-	1,253,000	1,253,000	0%	-	-100%
GRAND TOTAL EXPENDITURES & OTHER FINANCING USES	**2,263,954**	**1,739,500**	**3,003,700**	**663,102**	**2,510,398**	**3,173,500**	**6%**	**1,888,500**	**-40%**
EXCESS (DEFICIENCY) OF CURRENT REVENUES OVER EXPENDITURES	**(251,814)**	**2,418,000**	**1,153,800**	**3,098,754**	**(2,039,754)**	**1,059,000**	**-8%**	**(78,000)**	**-107%**
ENDING FUND BALANCE:	**$ 5,799,950**	**$ 8,217,950**	**$ 6,953,750**	**$ 8,898,704**	**$ 3,760,196**	**$ 6,858,950**	**-1%**	**$ 6,780,950**	**-1%**

ACUD #2-(84)
REVENUE BUDGET

Account Number	Description	2013 Actual	BUDGET LINE ITEM BUDGET FOR YEAR ENDING 2014 AND 2015 PROPOSED: 2014 BUDGET (A) 2014 Original Adopted Budget	(B) 2014 Last Amended Budget as of July 31, 2014	(C) Actual Year-to-Date as of: July 31, 2014	(D) Estimated Remaining for Year 2014	(E) Projected Actual Result at Year End 2014 (Final Amended Budget)	(F) % Change Last Amended Budget vs. Projected Actual Result at Year End(Final Amended Budget [E / B - 1]	2015 BUDGET (G) 2015 Proposed Budget	(H) % Change Projected Actual Result at Year End vs. Proposed Budget [G / E - 1]
REVENUES:										
TAXES:										
84.031.3004	FRANCHISE FEES	$ 417,113	$ 359,000	$ 359,000	$ 201,822	$ 215,178	$ 417,000	16%	$ 430,000	3%
TOTAL TAXES		**417,113**	**359,000**	**359,000**	**201,822**	**215,178**	**417,000**	**16%**	**430,000**	**3%**
MISCELLANEOUS:										
84.035.3081	INTEREST EARNINGS	21,892	12,000	12,000	-	21,000	21,000	75%	21,000	0%
84.035.3086	MISCELLANEOUS REVENUES	879	-	-	1,308	(1,308)	-	-	-	-
84.033.3189	MISC REVENUE-REIM GRANT ADMI	737	-	-	-	-	-	-	-	-
84.035.3268	USER FEES - HOPE VILLA	43,165	65,000	65,000	31,424	27,076	58,500	-10%	58,500	0%
84.035.3269	USER FEES - DARROW	27,642	40,000	40,000	19,413	16,087	35,500	-11%	35,500	0%
84.035.3270	USER FEES - COUNTRY RIDGE	70,773	110,000	110,000	50,748	44,752	95,500	-13%	95,500	0%
84.035.3276	USER FEES-HILLARYVILLE	12,503	19,000	19,000	10,054	8,446	18,500	-3%	18,500	0%
84.035.3277	WATER REV-WATER WORKS DIST#2	217,437	236,500	236,500	147,088	139,412	286,500	21%	286,500	0%
84.035.3279	USER FEES-P16 AREA	-	16,000	16,000	-	-	-	-100%	40,000	-
TOTAL MISCELLANEOUS		**395,027**	**498,500**	**498,500**	**260,034**	**255,466**	**515,500**	**3%**	**555,500**	**8%**
OTHER FINANCING SOURCES (TRANSFERS IN):										
84.095.9502	TRANSFER IN GENERAL FUND	-	3,300,000	3,300,000	3,300,000	-	3,300,000	0%	825,000	-75%
84.095.9508	TRANSFER IN SALES & USE	1,200,000	-	-	-	-	-	-	-	-
TOTAL OTHER FINANCING SOURCES		**1,200,000**	**3,300,000**	**3,300,000**	**3,300,000**	**-**	**3,300,000**	**-**	**825,000**	**-**
GRAND TOTAL REVENUES & OTHER FINANCING SOURCES		**$ 2,012,140**	**$ 4,157,500**	**$ 4,157,500**	**$ 3,761,856**	**$ 470,644**	**$ 4,232,500**	**2%**	**$ 1,810,500**	**-57%**

ACUD #2-ADMINISTRATION(84.075)
EXPENDITURE BUDGET

Account Number	Description	2013 Actual	BUDGET LINE ITEM BUDGET FOR YEAR ENDING 2014 AND 2015 PROPOSED: 2014 BUDGET (A) 2014 Original Adopted Budget	(B) 2014 Last Amended Budget as of July 31, 2014	(C) Actual Year-to-Date as of: July 31, 2014	(D) Estimated Remaining for Year 2014	(E) Projected Actual Result at Year End 2014 (Final Amended Budget)	(F) % Change Last Amended Budget vs. Projected Actual Result at Year End(Final Amended Budget [E / B - 1]	2015 BUDGET (G) 2015 Proposed Budget	(H) % Change Projected Actual Result at Year End vs. Proposed Budget [G / E - 1]
EXPENDITURES:										
PERSONNEL:										
84.075.4002	SALARY	$ 150,026	$ 288,000	$ 288,000	$ 89,542	$ 110,458	$ 200,000	-31%	$ 232,500	16%
84.075.4003	SALARY	98,432	37,000	37,000	63,665	61,335	125,000	238%	97,000	-22%
84.075.4005	FICA TAX - EXPENSE	18,459	25,000	25,000	11,088	13,912	25,000	0%	25,000	0%
84.075.4007	RETIREMENT	21,898	30,000	30,000	13,749	16,251	30,000	0%	29,500	-2%
84.075.4008	HEALTH INSURANCE	17,850	74,500	74,500	22,687	22,313	45,000	-40%	46,000	2%
84.075.4009	HEALTH SAVINGS ACCT. EXPENSE	1,350	5,500	5,500	2,310	3,190	5,500	0%	4,500	-18%
84.075.4053	WORKMEN'S COMPENSATION INS.	3,000	3,000	3,000	1,750	1,250	3,000	0%	4,000	33%
TOTAL PERSONNEL		**311,015**	**463,000**	**463,000**	**204,792**	**228,708**	**433,500**	**-6%**	**438,500**	**1%**
GENERAL OPERATING EXPENDITURES:										
84.075.4000	ADMINISTRATIVE FEE	-	9,000	9,000	5,250	3,750	9,000	0%	36,500	306%
84.075.4015	PUBLICATION - LEGAL NOTICES	-	-	-	12	(12)	-	-	-	-
84.075.4024	TELEPHONE	2,798	4,000	4,000	3,710	4,290	8,000	100%	8,000	0%
84.075.4026	EQUIPMENT RENTALS	-	3,000	3,000	2,053	947	3,000	0%	3,000	0%
84.075.4028	LEASE PAYMENTS	14,972	24,000	24,000	14,485	11,515	26,000	8%	24,500	-6%
84.075.4038	FLEET MANAGEMENT FEE	14,000	14,000	14,000	8,167	5,833	14,000	0%	41,500	196%
84.075.4041	ENGINEERING FEES	67,807	100,000	100,000	45,178	54,822	100,000	0%	-	-100%
84.075.4046	PROFESSIONAL SERVICES	418,598	450,000	450,000	6,528	473,473	480,000	7%	430,000	-10%
84.075.4049	DUES & SUBSCRIPTION	290	500	500	330	670	1,000	100%	1,000	0%
84.075.4052	VEHICLE & EQUIPMENT INS.	1,000	1,000	1,000	583	417	1,000	0%	3,000	200%
84.075.4060	OFFICE SUPPLIES	191	1,500	1,500	885	615	1,500	0%	1,500	0%
84.075.4061	OPERATING SUPPLIES	3,132	16,000	20,000	5,466	14,534	20,000	0%	20,000	0%
84.075.4074	TRAVEL/TRAINING	1,838	10,000	10,000	2,683	7,317	10,000	0%	10,000	0%
84.075.4078	APPROPRIATIONS & GRANTS	-	-	-	50,933	67	51,000	-	-	-100%
84.075.4099	MISCELLANEOUS EXPENSE	470	1,500	1,500	544	956	1,500	0%	1,500	0%
TOTAL GENERAL OPERATING EXPENDITURES		**525,098**	**634,500**	**638,500**	**146,808**	**579,192**	**726,000**	**14%**	**580,500**	**-20%**

ACUD #2-ADMINISTRATION(84.075)
EXPENDITURE BUDGET

Account Number	Description	2013 Actual	BUDGET LINE ITEM BUDGET FOR YEAR ENDING 2014 AND 2015 PROPOSED: 2014 BUDGET (A) 2014 Original Adopted Budget	(B) 2014 Last Amended Budget as of July 31, 2014	(C) Actual Year-to-Date as of: July 31, 2014	(D) Estimated Remaining for Year 2014	(E) Projected Actual Result at Year End 2014 (Final Amended Budget)	(F) % Change Last Amended Budget vs. Projected Actual Result at Year End(Final Amended Budget [E / B - 1]	2015 BUDGET (G) 2015 Proposed Budget	(H) % Change Projected Actual Result at Year End vs. Proposed Budget [G / E - 1]
CAPITAL OUTLAY:										
84.075.4087	ACQUISITIONS-VEHICLE & EQUIP	-	-	6,400	6,380	120	6,500	2%	98,000	1408%
84.075.4090	MAJOR REPAIRS TO BUILDINGS	-	5,000	5,000	-	5,000	5,000	0%	5,000	0%
84.075.4700	DEPRECIATION EXPENSE	318,272	-	-	-	-	-	-	-	-
TOTAL CAPITAL OUTLAY		**318,272**	**5,000**	**11,400**	**6,380**	**5,120**	**11,500**	**-**	**103,000**	**-**
OTHER FINANCING SOURCES (TRANSFERS OUT):										
84.090.9002	TRANSFER OUT GENERAL FUND	9,000	-	-	-	-	-	-	-	-
84.090.9065	TRANSFER OUT WATER/WASTEWATE	300,000	-	1,000,000	-	1,000,000	1,000,000	0%	-	-100%
84.090.9089	TRANSFER OUT CDBG-CONSTRUCT	-	-	253,000	-	253,000	253,000	0%	-	-100%
84.090.9091	TRANSFER OUT ACUD #1	355,000	-	-	-	-	-	-	-	-
TOTAL OTHER FINANCING SOURCES		**664,000**	**-**	**1,253,000**	**-**	**1,253,000**	**1,253,000**	0%	**-**	**-100%**
GRAND TOTAL EXPENDITURES & OTHER FINANCING USES		**$ 1,818,385**	**$ 1,102,500**	**$ 2,365,900**	**$ 357,980**	**$ 2,066,020**	**$ 2,424,000**	**2%**	**$ 1,122,000**	**-54%**

ACUD #2-HOPE VILLA SEWER SYSTEM (84.471)
EXPENDITURE BUDGET

Account Number	Description	2013 Actual	BUDGET LINE ITEM BUDGET FOR YEAR ENDING 2014 AND 2015 PROPOSED: 2014 BUDGET (A) 2014 Original Adopted Budget	(B) 2014 Last Amended Budget as of July 31, 2014	(C) Actual Year-to-Date as of: July 31, 2014	(D) Estimated Remaining for Year 2014	(E) Projected Actual Result at Year End 2014 (Final Amended Budget)	(F) % Change Last Amended Budget vs. Projected Actual Result at Year End(Final Amended Budget [E / B - 1]	2015 BUDGET (G) 2015 Proposed Budget	(H) % Change Projected Actual Result at Year End vs. Proposed Budget [G / E - 1]
EXPENDITURES:										
GENERAL OPERATING EXPENDITURES:										
84.471.4020	UTILITIES	$ 10,644	$ 11,000	$ 11,000	$ 5,059	$ 5,941	$ 11,000	0%	$ 12,000	9%
84.471.4036	MISCELLANEOUS MAINTENANCE	20,308	10,000	10,000	6,985	13,015	20,000	100%	20,000	0%
84.471.4046	PROFESSIONAL SERVICES	12,570	40,500	34,500	7,831	26,669	34,500	0%	22,000	-36%
84.471.4050	FIRE,CASUALTY & GEN LIAB INS	12,500	12,500	12,500	7,292	5,208	12,500	0%	14,000	12%
84.471.4099	MISCELLANEOUS EXPENSE	979	1,500	1,500	-	1,500	1,500	0%	1,500	0%
TOTAL GENERAL OPERATING EXPENDITURES		**57,001**	**75,500**	**69,500**	**27,166**	**52,334**	**79,500**	**14%**	**69,500**	**-13%**
CAPITAL OUTLAY:										
84.471.4090	MAJOR REPAIRS BUILDINGS	22,979	10,000	16,000	8,967	7,033	16,000	0%	120,000	650%
TOTAL CAPITAL OUTLAY		**22,979**	**10,000**	**16,000**	**8,967**	**7,033**	**16,000**	**0%**	**120,000**	**650%**
GRAND TOTAL EXPENDITURES & OTHER FINANCING USES		**$ 79,980**	**$ 85,500**	**$ 85,500**	**$ 36,133**	**$ 59,367**	**$ 95,500**	**12%**	**$ 189,500**	**98%**

ACUD #2-DARROW SEWER SYSTEM (84.472)
EXPENDITURE BUDGET

Account Number	Description	2013 Actual	BUDGET LINE ITEM BUDGET FOR YEAR ENDING 2014 AND 2015 PROPOSED							
		2013	2014 BUDGET						2015 BUDGET	
			(A)	(B)	(C)	(D)	(E)	(F)	(G)	(H)
			2014 Original Adopted Budget	2014 Last Amended Budget as of July 31, 2014	Actual Year-to-Date as of: July 31, 2014	Estimated Remaining for Year 2014	Projected Actual Result at Year End 2014 (Final Amended Budget)	% Change Last Amended Budget vs. Projected Actual Result at Year End(Final Amended Budget [E / B - 1]	2015 Proposed Budget	% Change Projected Actual Result at Year End vs. Proposed Budget [G / E - 1]
EXPENDITURES:										
GENERAL OPERATING EXPENDITURES:										
84.472.4020	UTILITIES	$ 12,035	$ 17,000	$ 17,000	$ 4,325	$ 5,675	$ 10,000	-41%	$ 11,000	10%
84.472.4036	MISCELLANEOUS MAINTENANCE	9,594	10,000	10,800	4,318	6,682	11,000	2%	11,000	0%
84.472.4046	PROFESSIONAL SERVICES	1,452	30,500	30,500	661	29,839	30,500	0%	14,500	-52%
84.472.4050	FIRE,CASUALTY & GEN LIAB INS	12,500	12,500	12,500	7,292	5,208	12,500	0%	14,000	12%
84.472.4099	MISCELLANEOUS EXPENSE	713	1,500	1,500	-	1,500	1,500	0%	1,500	0%
TOTAL GENERAL OPERATING EXPENDITURES		**36,294**	**71,500**	**72,300**	**16,596**	**48,904**	**65,500**	**-9%**	**52,000**	**-21%**
CAPITAL OUTLAY:										
84.472.4090	MAJOR REPAIRS BUILDINGS	2,213	5,000	5,000	2,092	7,908	10,000	100%	10,000	0%
TOTAL CAPITAL OUTLAY		**2,213**	**5,000**	**5,000**	**2,092**	**7,908**	**10,000**	**100%**	**10,000**	**0%**
GRAND TOTAL EXPENDITURES & OTHER FINANCING USES		**$ 38,507**	**$ 76,500**	**$ 77,300**	**$ 18,688**	**$ 56,812**	**$ 75,500**	**-2%**	**$ 62,000**	**-18%**

ACUD #2-COUNTRY RIDGE SEWER SYSTEM (84.473)
EXPENDITURE BUDGET

			BUDGET LINE ITEM BUDGET FOR YEAR ENDING 2014 AND 2015 PROPOSED							
		2013	2014 BUDGET						2015 BUDGET	
			(A)	(B)	(C)	(D)	(E)	(F)	(G)	(H)
Account Number	Description	2013 Actual	2014 Original Adopted Budget	2014 Last Amended Budget as of July 31, 2014	Actual Year-to-Date as of: July 31, 2014	Estimated Remaining for Year 2014	Projected Actual Result at Year End 2014 (Final Amended Budget)	% Change Last Amended Budget vs. Projected Actual Result at Year End(Final Amended Budget [E / B - 1]	2015 Proposed Budget	% Change Projected Actual Result at Year End vs. Proposed Budget [G / E - 1]
EXPENDITURES:										
GENERAL OPERATING EXPENDITURES:										
84.473.4020	UTILITIES	$ 8,781	$ 12,000	$ 12,000	$ 4,609	$ 6,391	$ 11,000	-8%	$ 11,500	5%
84.473.4024	TELEPHONE	625	1,000	1,000	15	985	1,000	0%	1,000	0%
84.473.4036	MISCELLANEOUS MAINTENANCE	9,697	13,500	13,500	5,019	8,481	13,500	0%	13,500	0%
84.473.4046	PROFESSIONAL SERVICES	11,062	40,500	40,500	8,799	31,701	40,500	0%	21,000	-48%
84.473.4050	FIRE,CASUALTY & GEN LIAB INS	12,500	12,500	12,500	7,292	5,208	12,500	0%	14,000	12%
84.473.4061	OPERATING SUPPLIES	220	-	-	-	-	-	-	-	-
84.473.4099	MISCELLANEOUS EXPENSE	713	1,500	1,500	-	1,500	1,500	0%	1,500	0%
TOTAL GENERAL OPERATING EXPENDITURES		**43,598**	**81,000**	**81,000**	**25,733**	**54,267**	**80,000**	**-1%**	**62,500**	**-22%**
CAPITAL OUTLAY:										
84.473.4090	MAJOR REPAIRS BUILDINGS	259	10,000	10,000	39,350	20,650	60,000	500%	10,000	-83%
TOTAL CAPITAL OUTLAY		**259**	**10,000**	**10,000**	**39,350**	**20,650**	**60,000**	**500%**	**10,000**	**-83%**
GRAND TOTAL EXPENDITURES & OTHER FINANCING USES		**$ 43,857**	**$ 91,000**	**$ 91,000**	**$ 65,083**	**$ 74,917**	**$ 140,000**	**54%**	**$ 72,500**	**-48%**

ACUD #2-HILLARYVILLE SEWER SYSTEM (84.474)
EXPENDITURE BUDGET

			BUDGET LINE ITEM BUDGET FOR YEAR ENDING 2014 AND 2015 PROPOSED							
		2013	2014 BUDGET						2015 BUDGET	
			(A)	(B)	(C)	(D)	(E)	(F)	(G)	(H)
Account Number	Description	2013 Actual	2014 Original Adopted Budget	2014 Last Amended Budget as of July 31, 2014	Actual Year-to-Date as of: July 31, 2014	Estimated Remaining for Year 2014	Projected Actual Result at Year End 2014 (Final Amended Budget)	% Change Last Amended Budget vs. Projected Actual Result at Year End(Final Amended Budget [E / B - 1]	2015 Proposed Budget	% Change Projected Actual Result at Year End vs. Proposed Budget [G / E - 1]
EXPENDITURES:										
GENERAL OPERATING EXPENDITURES:										
84.474.4020	UTILITIES	$ 7,946	$ 10,000	$ 10,000	$ 2,692	$ 4,808	$ 7,500	-25%	$ 8,000	7%
84.474.4036	MISCELLANEOUS MAINTENANCE	8,170	10,000	10,000	3,561	6,439	10,000	0%	10,000	0%
84.474.4046	PROFESSIONAL SERVICES	2,397	31,500	31,500	880	30,620	31,500	0%	15,000	-52%
84.474.4050	FIRE,CASUALTY & GEN LIAB INS	12,500	12,500	12,500	7,292	5,208	12,500	0%	14,000	12%
84.474.4099	MISCELLANEOUS EXPENSE	1,307	1,500	1,500	345	1,155	1,500	0%	1,500	0%
TOTAL GENERAL OPERATING EXPENDITURES		**32,320**	**65,500**	**65,500**	**14,769**	**48,231**	**63,000**	**-4%**	**48,500**	**-23%**
CAPITAL OUTLAY:										
84.474.4090	MAJOR REPAIRS BUILDINGS	-	5,000	5,000	-	5,000	5,000	0%	5,000	0%
TOTAL CAPITAL OUTLAY		**-**	**5,000**	**5,000**	**-**	**5,000**	**5,000**	**0%**	**5,000**	**0%**
GRAND TOTAL EXPENDITURES & OTHER FINANCING USES		**$ 32,320**	**$ 70,500**	**$ 70,500**	**$ 14,769**	**$ 53,231**	**$ 68,000**	**-4%**	**$ 53,500**	**-21%**

ACUD #2-WATER WORKS DIST #2 (84.476)
EXPENDITURE BUDGET

			BUDGET LINE ITEM BUDGET FOR YEAR ENDING 2014 AND 2015 PROPOSED							
		2013	2014 BUDGET						2015 BUDGET	
			(A)	(B)	(C)	(D)	(E)	(F)	(G)	(H)
Account Number	Description	2013 Actual	2014 Original Adopted Budget	2014 Last Amended Budget as of July 31, 2014	Actual Year-to-Date as of: July 31, 2014	Estimated Remaining for Year 2014	Projected Actual Result at Year End 2014 (Final Amended Budget)	% Change Last Amended Budget vs. Projected Actual Result at Year End(Final Amended Budget [E / B - 1]	2015 Proposed Budget	% Change Projected Actual Result at Year End vs. Proposed Budget [G / E - 1]
EXPENDITURES:										
GENERAL OPERATING EXPENDITURES:										
84.476.4015	PUBLICATION - LEGAL NOTICES	$ -	$ 3,000	$ 3,000	$ -	$ 3,000	$ 3,000	0%	$ 3,000	0%
84.476.4036	MISCELLANEOUS MAINTENANCE	-	10,000	10,000	-	-	-	-100%	-	-
84.476.4046	PROFESSIONAL SERVICES	76,192	81,000	81,000	34,782	46,218	81,000	0%	81,000	0%
84.476.4050	FIRE,CASUALTY & GEN LIAB INS	5,000	5,000	5,000	2,917	2,083	5,000	0%	6,500	30%
84.476.4060	OFFICE SUPPLIES	-	1,000	1,000	-	1,000	1,000	0%	1,000	0%
84.476.4061	OPERATING SUPPLIES	168,539	183,000	183,000	132,751	117,249	250,000	37%	250,000	0%
84.476.4099	MISCELLANEOUS EXPENSE	1,174	2,500	2,500	-	2,500	2,500	0%	2,500	0%
TOTAL GENERAL OPERATING EXPENDITURES		**250,905**	**285,500**	**285,500**	**170,449**	**172,051**	**342,500**	**20%**	**344,000**	**0%**
CAPITAL OUTLAY:										
84.476.4090	MAJOR REPAIRS BUILDINGS	-	5,000	5,000	-	5,000	5,000	0%	5,000	0%
TOTAL CAPITAL OUTLAY		**-**	**5,000**	**5,000**	**-**	**5,000**	**5,000**	**-**	**5,000**	**0%**
GRAND TOTAL EXPENDITURES & OTHER FINANCING USES		**$ 250,905**	**$ 290,500**	**$ 290,500**	**$ 170,449**	**$ 177,051**	**$ 347,500**	**20%**	**$ 349,000**	**0%**

ACUD #2-LA P16 AREA SEWER SYSTEM (84.477)
EXPENDITURE BUDGET

			BUDGET LINE ITEM BUDGET FOR YEAR ENDING 2014 AND 2015 PROPOSED							
		2013	2014 BUDGET						2015 BUDGET	
			(A)	(B)	(C)	(D)	(E)	(F)	(G)	(H)
Account Number	Description	2013 Actual	2014 Original Adopted Budget	2014 Last Amended Budget as of July 31, 2014	Actual Year-to-Date as of: July 31, 2014	Estimated Remaining for Year 2014	Projected Actual Result at Year End 2014 (Final Amended Budget)	% Change Last Amended Budget vs. Projected Actual Result at Year End(Final Amended Budget [E / B - 1]	2015 Proposed Budget	% Change Projected Actual Result at Year End vs. Proposed Budget [G / E - 1]
EXPENDITURES:										
GENERAL OPERATING EXPENDITURES:										
84.477.4036	MISCELLANEOUS MAINTENANCE	$ -	$ 10,000	$ 10,000	$ -	$ 10,000	$ 10,000	0%	$ 20,000	100%
84.477.4046	PROFESSIONAL SERVICES	-	13,000	13,000	-	13,000	13,000	0%	20,000	54%
TOTAL GENERAL OPERATING EXPENDITURES		**-**	**23,000**	**23,000**	**-**	**23,000**	**23,000**	**-**	**40,000**	**-**
GRAND TOTAL EXPENDITURES & OTHER FINANCING USES		**$ -**	**$ 23,000**	**$ 23,000**	**$ -**	**$ 23,000**	**$ 23,000**	**-**	**$ 40,000**	**-**

FLEET MANAGEMENT (87)
BUDGET SUMMARY

Description	2013 Actual	2014 Original Adopted Budget (A)	2014 Last Amended Budget as of July 31, 2014 (B)	Actual Year-to-Date as of: July 31, 2014 (C)	Estimated Remaining for Year 2014 (D)	Projected Actual Result at Year End 2014 (Final Amended Budget) (E)	% Change Last Amended Budget vs. Projected Actual Result at Year End(Final Amended Budget [E / B - 1] (F)	2015 Proposed Budget (G)	% Change Projected Actual Result at Year End vs. Proposed Budget [G / E - 1] (H)
		BUDGET SUMMARY BUDGET FOR YEAR ENDING 2014 AND 2015 PROPOSED							
	2013	2014 BUDGET						2015 BUDGET	
BEGINNING FUND BALANCE:	**$ 626,403**	**$ 675,760**	**$ 675,760**	**$ 675,760**	**$ 675,760**	**$ 675,760**	**0%**	**$ 385,760**	**-43%**
REVENUES:									
MISCELLANEOUS	2,290,399	2,288,500	2,288,500	1,334,375	955,125	2,289,500	0%	2,849,500	24%
GRAND TOTAL REVENUES & OTHER FINANCING SOURCES	**2,290,399**	**2,288,500**	**2,288,500**	**1,334,375**	**955,125**	**2,289,500**	**0%**	**2,849,500**	**24%**
EXPENDITURES:									
PERSONNEL	730,443	950,500	950,500	428,679	521,821	950,500	0%	1,069,500	13%
GENERAL OPERATING EXPENDITURES	1,502,660	1,579,000	1,582,600	666,479	910,521	1,577,000	0%	1,669,500	6%
CAPITAL OUTLAY	7,939	52,000	52,000	22,292	29,708	52,000	0%	113,000	117%
OTHER FINANCING SOURCES (TRANSFERS OUT)								7,500	0%
GRAND TOTAL EXPENDITURES & OTHER FINANCING USES	**2,241,042**	**2,581,500**	**2,585,100**	**1,117,450**	**1,462,050**	**2,579,500**	**0%**	**2,859,500**	**11%**
EXCESS (DEFICIENCY) OF CURRENT REVENUES OVER EXPENDITURES	**49,357**	**(293,000)**	**(296,600)**	**216,925**	**(506,925)**	**(290,000)**	**-2%**	**(10,000)**	-97%
ENDING FUND BALANCE:	**$ 675,760**	**$ 382,760**	**$ 379,160**	**$ 892,685**	**$ 168,836**	**$ 385,760**	**2%**	**$ 375,760**	**-3%**

FLEET MANAGEMENT (87)
REVENUE BUDGET

Account Number	Description	2013 Actual	BUDGET LINE ITEM BUDGET FOR YEAR ENDING 2014 AND 2015 PROPOSED: 2014 BUDGET (A) 2014 Original Adopted Budget	(B) 2014 Last Amended Budget as of July 31, 2014	(C) Actual Year-to-Date as of: July 31, 2014	(D) Estimated Remaining for Year 2014	(E) Projected Actual Result at Year End 2014 (Final Amended Budget)	(F) % Change Last Amended Budget vs. Projected Actual Result at Year End(Final Amended Budget [E / B - 1]	2015 BUDGET (G) 2015 Proposed Budget	(H) % Change Projected Actual Result at Year End vs. Proposed Budget [G / E - 1]
REVENUES:										
MISCELLANEOUS:										
87.035.3027	SERVICE FEES	$ 2,287,500	$ 2,287,500	$ 2,287,500	$ 1,334,375	$ 953,125	$ 2,287,500	0%	$ 2,847,500	24%
87.035.3081	INTEREST EARNINGS	2,575	1,000	1,000	-	2,000	2,000	100%	2,000	0%
87.035.3086	MISCELLANEOUS REVENUES	324	-	-	-	-	-	-	-	-
TOTAL MISCELLANEOUS		**2,290,399**	**2,288,500**	**2,288,500**	**1,334,375**	**955,125**	**2,289,500**	**0%**	**2,849,500**	**24%**
GRAND TOTAL REVENUES & OTHER FINANCING SOURCES		**$ 2,290,399**	**$ 2,288,500**	**$ 2,288,500**	**$ 1,334,375**	**$ 955,125**	**$ 2,289,500**	**0%**	**$ 2,849,500**	**24%**

FLEET MANAGEMENT (87)
EXPENDITURE BUDGET

Account Number	Description	2013 Actual	BUDGET LINE ITEM BUDGET FOR YEAR ENDING 2014 AND 2015 PROPOSED: 2014 BUDGET (A) 2014 Original Adopted Budget	(B) 2014 Last Amended Budget as of July 31, 2014	(C) Actual Year-to-Date as of: July 31, 2014	(D) Estimated Remaining for Year 2014	(E) Projected Actual Result at Year End 2014 (Final Amended Budget)	(F) % Change Last Amended Budget vs. Projected Actual Result at Year End(Final Amended Budget [E / B - 1]	2015 BUDGET (G) 2015 Proposed Budget	(H) % Change Projected Actual Result at Year End vs. Proposed Budget [G / E - 1]
EXPENDITURES:										
PERSONNEL:										
87.061.4002	SALARY	$ 174,338	$ 192,000	$ 192,000	$ 109,366	$ 82,634	$ 192,000	0%	$ 196,500	2%
87.061.4003	SALARY	350,870	455,000	455,000	192,680	262,320	455,000	0%	503,000	11%
87.061.4005	FICA TAX - EXPENSE	37,572	49,500	49,500	21,380	28,120	49,500	0%	53,500	8%
87.061.4007	RETIREMENT	42,705	60,000	60,000	22,182	37,818	60,000	0%	63,000	5%
87.061.4008	HEALTH INSURANCE	94,958	159,500	159,500	65,105	94,395	159,500	0%	220,000	38%
87.061.4009	HEALTH SAVINGS ACCT. EXPENSE	10,000	14,500	14,500	6,300	8,200	14,500	0%	17,000	17%
87.061.4053	WORKMEN'S COMPENSATION INS.	20,000	20,000	20,000	11,667	8,333	20,000	0%	16,500	-18%
TOTAL PERSONNEL		**730,443**	**950,500**	**950,500**	**428,679**	**521,821**	**950,500**	**0%**	**1,069,500**	**13%**
GENERAL OPERATING EXPENDITURES:										
87.061.4024	TELEPHONE	5,376	8,000	8,000	1,174	1,326	2,500	-69%	2,500	0%
87.061.4026	EQUIPMENT RENTALS	4,505	3,000	3,000	1,796	1,204	3,000	0%	3,000	0%
87.061.4027	MISCELLANEOUS RENTALS	1,984	5,000	5,000	877	4,123	5,000	0%	5,000	0%
87.061.4028	LEASE PAYMENTS	8,841	9,000	9,000	5,157	3,843	9,000	0%	8,500	-6%
87.061.4032	MAINT & SUPPLIES-VEH & EQUIP	558,244	550,000	553,600	205,815	348,185	554,000	0%	625,000	13%
87.061.4035	MAINT-FURN.,OFF.MACH.,EQUIP	-	1,000	1,000	99	401	500	-50%	500	0%
87.061.4039	MAINTENANCE FUND FEE	70,500	70,500	70,500	41,125	29,375	70,500	0%	82,500	17%
87.061.4046	PROFESSIONAL SERVICES	902	-	-	-	-	-	-	-	-
87.061.4049	DUES & SUBSCRIPTION	250	500	500	-	500	500	0%	500	0%
87.061.4052	VEHICLE & EQUIPMENT INS.	-	-	-	-	-	-	-	10,000	-
87.061.4061	OPERATING SUPPLIES	27,181	25,000	25,000	2,637	22,363	25,000	0%	25,000	0%
87.061.4072	FUEL	822,104	900,000	900,000	407,477	492,523	900,000	0%	900,000	0%
87.061.4074	TRAVEL/TRAINING	1,895	6,000	6,000	-	6,000	6,000	0%	6,000	0%
87.061.4099	MISCELLANEOUS EXPENSE	880	1,000	1,000	321	679	1,000	0%	1,000	0%
TOTAL GENERAL OPERATING EXPENDITURES		**1,502,660**	**1,579,000**	**1,582,600**	**666,479**	**910,521**	**1,577,000**	**0%**	**1,669,500**	**6%**

FLEET MANAGEMENT (87)
EXPENDITURE BUDGET

Account Number	Description	2013 Actual	BUDGET LINE ITEM BUDGET FOR YEAR ENDING 2014 AND 2015 PROPOSED: 2014 BUDGET (A) 2014 Original Adopted Budget	(B) 2014 Last Amended Budget as of July 31, 2014	(C) Actual Year-to-Date as of: July 31, 2014	(D) Estimated Remaining for Year 2014	(E) Projected Actual Result at Year End 2014 (Final Amended Budget)	(F) % Change Last Amended Budget vs. Projected Actual Result at Year End(Final Amended Budget [E / B - 1]	2015 BUDGET (G) 2015 Proposed Budget	(H) % Change Projected Actual Result at Year End vs. Proposed Budget [G / E - 1]
CAPITAL OUTLAY:										
87.061.4087	ACQUISITIONS-VEHICLE & EQUIP	5,807	52,000	52,000	22,292	29,708	52,000	0%	113,000	117%
87.061.4700	DEPRECIATION EXPENSE	2,132	-	-	-	-	-	-	-	-
TOTAL CAPITAL OUTLAY		**7,939**	**52,000**	**52,000**	**22,292**	**29,708**	**52,000**	**0%**	**113,000**	**117%**
OTHER FINANCING SOURCES (TRANSFERS OUT):										
87.090.9039	TRANS OUT EQUP INST PUR DEBT	-	-	-	-	-	-	-	7,500	-
TOTAL OTHER FINANCING SOURCES		**-**	**-**	**-**	**-**	**-**	**-**	**-**	**7,500**	**-**
GRAND TOTAL EXPENDITURES & OTHER FINANCING USES		**$ 2,241,042**	**$ 2,581,500**	**$ 2,585,100**	**$ 1,117,450**	**$ 1,462,050**	**$ 2,579,500**	**0%**	**$ 2,859,500**	**11%**

ACUD #1 (91)
BUDGET SUMMARY

Description	2013 Actual	2014 Original Adopted Budget (A)	2014 Last Amended Budget as of July 31, 2014 (B)	Actual Year-to-Date as of: July 31, 2014 (C)	Estimated Remaining for Year 2014 (D)	Projected Actual Result at Year End 2014 (Final Amended Budget) (E)	% Change Last Amended Budget vs. Projected Actual Result at Year End(Final Amended Budget [E / B - 1] (F)	2015 Proposed Budget (G)	% Change Projected Actual Result at Year End vs. Proposed Budget [G / E - 1] (H)
		BUDGET SUMMARY BUDGET FOR YEAR ENDING 2014 AND 2015 PROPOSED							
	2013	2014 BUDGET						2015 BUDGET	
BEGINNING FUND BALANCE:	**$ 81,069**	**$ 138,381**	**$ 138,381**	**$ 138,381**	**$ 138,381**	**$ 138,381**	**0%**	**$ 3,881**	**-97%**
REVENUES:									
TAXES	189,710	182,000	182,000	140,237	53,763	194,000	7%	194,000	0%
MISCELLANEOUS	522,867	606,000	1,211,500	634,005	(81,505)	552,500	-54%	545,000	-1%
INTERGOVERNMENTAL GRANTS	-	-	-	-	-	-	-	335,000	-
OTHER FINANCING USES (TRANSFERS IN)	355,000	200,000	200,000	200,000	200,000	400,000	100%	200,000	-50%
GRAND TOTAL REVENUES & OTHER FINANCING SOURCES	**1,067,577**	**988,000**	**1,593,500**	**974,242**	**172,258**	**1,146,500**	**-28%**	**1,274,000**	**11%**
EXPENDITURES:									
PERSONNEL	72,715	217,000	217,000	105,101	85,899	191,000	-12%	220,500	15%
GENERAL OPERATING EXPENDITURES	501,100	334,000	334,000	250,011	439,989	690,000	107%	489,000	-29%
CAPITAL OUTLAY	4,950	-	-	-	-	-	-	-	-
OTHER FINANCING SOURCES (TRANSFERS OUT)	431,500	400,000	400,000	233,333	166,667	400,000	0%	453,500	13%
GRAND TOTAL EXPENDITURES & OTHER FINANCING USES	**1,010,265**	**951,000**	**951,000**	**588,446**	**692,554**	**1,281,000**	**35%**	**1,163,000**	**-9%**
EXCESS (DEFICIENCY) OF CURRENT REVENUES OVER EXPENDITURES	**57,312**	**37,000**	**642,500**	**385,796**	**(520,296)**	**(134,500)**	**-121%**	**111,000**	**-183%**
ENDING FUND BALANCE:	**$ 138,381**	**$ 175,381**	**$ 780,881**	**$ 524,177**	**$ (381,915)**	**$ 3,881**	**-100%**	**$ 114,881**	**2860%**

Explanation of Fund Balance change in excess of 10%: Change in Fund Balance is due to an increase in Intergovernmental Grants Revenue.

ACUD #1-(91)
REVENUE BUDGET

Account Number	Description	2013 Actual	BUDGET LINE ITEM BUDGET FOR YEAR ENDING 2014 AND 2015 PROPOSED							
		2013	2014 BUDGET						2015 BUDGET	
			(A)	(B)	(C)	(D)	(E)	(F)	(G)	(H)
			2014 Original Adopted Budget	2014 Last Amended Budget as of July 31, 2014	Actual Year-to-Date as of: July 31, 2014	Estimated Remaining for Year 2014	Projected Actual Result at Year End 2014 (Final Amended Budget)	% Change Last Amended Budget vs. Projected Actual Result at Year End(Final Amended Budget [E / B - 1]	2015 Proposed Budget	% Change Projected Actual Result at Year End vs. Proposed Budget [G / E - 1]
REVENUES:										
TAXES:										
91.031.3001	AD VALOREM TAXES	$ 189,710	$ 182,000	$ 182,000	$ 140,237	$ 53,763	$ 194,000	7%	$ 194,000	0%
TOTAL TAXES		**189,710**	**182,000**	**182,000**	**140,237**	**53,763**	**194,000**	**7%**	**194,000**	**0%**
MISCELLANEOUS:										
91.035.3027	SERVICE FEES	-	-	605,500	306,944	(306,944)	-	-100%	-	-
91.035.3081	INTEREST EARNINGS	200	-	-	-	-	-	-	-	-
91.035.3086	MISCELLANEOUS REVENUES	15,176	6,000	6,000	17,183	5,317	22,500	275%	15,000	-33%
91.035.3277	WATER REVENUES	507,491	600,000	600,000	309,878	220,122	530,000	-12%	530,000	0%
TOTAL MISCELLANEOUS		**522,867**	**606,000**	**1,211,500**	**634,005**	**(81,505)**	**552,500**	**-54%**	**545,000**	**-1%**
INTERGOVERNMENTAL GRANTS:										
91.037.3050	GRANTS	-	-	-	-	-	-	-	335,000	-
TOTAL INTERGOVERNMENTAL GRANTS		**-**	**-**	**-**	**-**	**-**	**-**	**-**	**335,000**	**-**
OTHER FINANCING SOURCES (TRANSFERS IN):										
91.095.9508	TRANSFER IN SALES & USE	-	200,000	200,000	200,000	200,000	400,000	100%	200,000	-50%
91.095.9584	TRANSFER IN ACUD #2	355,000	-	-	-	-	-	-	-	-
TOTAL OTHER FINANCING SOURCES		**355,000**	**200,000**	**200,000**	**200,000**	**200,000**	**400,000**	**100%**	**200,000**	-50%
GRAND TOTAL REVENUES & OTHER FINANCING SOURCES		**$ 1,067,577**	**$ 988,000**	**$ 1,593,500**	**$ 974,242**	**$ 172,258**	**$ 1,146,500**	**-28%**	**$ 1,274,000**	**11%**

ACUD #1(91.075)
EXPENDITURE BUDGET

Account Number	Description	2013 Actual	2014 Original Adopted Budget (A)	2014 Last Amended Budget as of July 31, 2014 (B)	Actual Year-to-Date as of: July 31, 2014 (C)	Estimated Remaining for Year 2014 (D)	Projected Actual Result at Year End 2014 (Final Amended Budget) (E)	% Change Last Amended Budget vs. Projected Actual Result at Year End(Final Amended Budget [E / B - 1] (F)	2015 Proposed Budget (G)	% Change Projected Actual Result at Year End vs. Proposed Budget [G / E - 1] (H)
		2013	BUDGET LINE ITEM BUDGET FOR YEAR ENDING 2014 AND 2015 PROPOSED: 2014 BUDGET						2015 BUDGET	
EXPENDITURES:										
PERSONNEL:										
91.075.4002	SALARY	$ 6,843	$ 49,000	$ 49,000	$ 27,446	$ 21,554	$ 49,000	0%	$ 65,500	34%
91.075.4003	SALARY	51,677	89,500	89,500	56,893	44,607	101,500	13%	110,500	9%
91.075.4004	CONTRACT LABOR	150	-	-	-	-	-	-	-	-
91.075.4005	FICA TAX - EXPENSE	4,707	10,500	10,500	6,116	5,384	11,500	10%	13,500	17%
91.075.4006	EMPLOYMENT TAX EXPENSE	2,964	-	-	-	-	-	-	-	-
91.075.4007	RETIREMENT	3,895	13,000	13,000	7,801	6,199	14,000	8%	16,000	14%
91.075.4008	HEALTH INSURANCE	2,079	51,000	51,000	5,563	5,437	11,000	-78%	11,000	0%
91.075.4009	HEALTH SAVINGS ACCT. EXPENSE	400	3,500	3,500	990	2,510	3,500	0%	2,000	-43%
91.075.4053	WORKMEN'S COMPENSATION INS.	-	500	500	292	208	500	0%	2,000	300%
TOTAL PERSONNEL		**72,715**	**217,000**	**217,000**	**105,101**	**85,899**	**191,000**	**-12%**	**220,500**	**15%**
GENERAL OPERATING EXPENDITURES:										
91.075.4000	ADMINISTRATIVE FEE	-	31,500	31,500	18,375	13,125	31,500	0%	37,500	19%
91.075.4015	PUBLICATION - LEGAL NOTICES	845	6,000	6,000	143	5,857	6,000	0%	6,000	0%
91.075.4020	UTILITIES	6,213	10,000	10,000	4,393	5,607	10,000	0%	10,000	0%
91.075.4024	TELEPHONE	3,420	5,000	5,000	1,574	3,426	5,000	0%	5,000	0%
91.075.4027	MISCELLANEOUS RENTALS	1,000	-	-	-	-	-	-	-	-
91.075.4032	MAINT & SUPPLIES-VEH & EQUIP	64	500	500	-	500	500	0%	500	0%
91.075.4036	MISCELLANEOUS MAINTENANCE	14,651	31,000	31,000	14,936	15,064	30,000	-3%	30,000	0%
91.075.4046	PROFESSIONAL SERVICES	50,311	20,000	20,000	16,757	3,243	20,000	0%	5,000	-75%
91.075.4050	FIRE,CASUALTY & GEN LIAB INS	4,082	5,000	5,000	2,917	2,083	5,000	0%	68,500	1270%
91.075.4060	OFFICE SUPPLIES	6,292	10,000	10,000	3,295	6,705	10,000	0%	10,000	0%
91.075.4061	OPERATING SUPPLIES	173,581	200,000	200,000	108,192	131,808	240,000	20%	200,000	-17%
91.075.4072	FUEL	8,096	10,000	10,000	2,978	7,022	10,000	0%	7,000	-30%
91.075.4078	APPROPRIATIONS & GRANTS	-	-	-	76,400	236,100	312,500	-	100,000	-68%
91.075.4098	PENSION FUND FROM ADVAL.COLL	6,456	-	-	-	6,500	6,500	-	6,500	0%
91.075.4099	MISCELLANEOUS EXPENSE	2,218	5,000	5,000	52	2,948	3,000	-40%	3,000	0%
91.075.4700	DEPRECIATION EXPENSE	223,871	-	-	-	-	-	-	-	-
TOTAL GENERAL OPERATING EXPENDITURES		**501,100**	**334,000**	**334,000**	**250,011**	**439,989**	**690,000**	**107%**	**489,000**	**-29%**

ACUD #1(91.075)
EXPENDITURE BUDGET

Account Number	Description	2013 Actual	BUDGET LINE ITEM BUDGET FOR YEAR ENDING 2014 AND 2015 PROPOSED: 2014 BUDGET (A) 2014 Original Adopted Budget	(B) 2014 Last Amended Budget as of July 31, 2014	(C) Actual Year-to-Date as of: July 31, 2014	(D) Estimated Remaining for Year 2014	(E) Projected Actual Result at Year End 2014 (Final Amended Budget)	(F) % Change Last Amended Budget vs. Projected Actual Result at Year End(Final Amended Budget [E / B - 1]	2015 BUDGET (G) 2015 Proposed Budget	(H) % Change Projected Actual Result at Year End vs. Proposed Budget [G / E - 1]
CAPITAL OUTLAY:										
91.075.4087	ACQUISITIONS-EQUIPMENT	4,950	-	-	-	-	-	-	-	-
TOTAL CAPITAL OUTLAY		**4,950**	**-**	**-**	**-**	**-**	**-**	**-**	**-**	**-**
OTHER FINANCING SOURCES (TRANSFERS OUT):										
91.090.9002	TRANSFER OUT GENERAL FUND	31,500	-	-	-	-	-	-	-	-
91.090.9092	TRANSFER OUT ACUD#1 SINKING	400,000	400,000	400,000	233,333	166,667	400,000	0%	453,500	13%
TOTAL OTHER FINANCING SOURCES		**431,500**	**400,000**	**400,000**	**233,333**	**166,667**	**400,000**	0%	**453,500**	13%
GRAND TOTAL EXPENDITURES & OTHER FINANCING USES		**$ 1,010,265**	**$ 951,000**	**$ 951,000**	**$ 588,446**	**$ 692,554**	**$ 1,281,000**	**35%**	**$ 1,163,000**	**-9%**

ASCENSION PARISH GOVERNMENT

CAPITAL BUDGET

PARISH OF ASCENSION

LOUISIANA

CAPITAL PROJECT FUNDS
TABLE OF CONTENTS

FUND #	DESCRIPTION	PAGES
	CAPITAL PROJECTS SUMMARY OVERVIEW	285-289
	CAPITAL FUNDS BUDGET SUMMARY	290
25	LCDBG PROJECT - LEMANNVILLE SEWER	291
28	JAIL CONSTRUCTION	292-294
35	EAST ASCENSION DRAINAGE CONSTRUCTION	295-297
37	ROAD CONSTRUCTION	298-300
43	OFFICE BUILDING CONSTRUCTION	301-305
60	FIRE DISTRICT #2 CONSTRUCTION	306-308
61	FIRE DISTRICT #1 CONSTRUCTION	309-311
65	WATER/WASTEWATER	312-314
83	FIRE DISTRICT #3 CONSTRUCTION	315-317
85	COMMUNITY DEVELOPMENT BLOCK GRANT	318-320
86	HAZARD MITIGATION GRANT	321-323
88	OAK GROVE CONSTRUCTION	324-326
89	CDBG CONSTRUCTION	327-329
90	PARK CONSTRUCTION	330-332
94	LIGHTING DISTRICTS CONSTRUCTION	333-335

PARISH OF ASCENSION

LOUISIANA

2015 CAPITAL PROJECTS RECAP

			2015 Budget
EAST ASCENSION MAJOR CONSTRUCTION (35)			**$ 7,036,000**
Laurel Ridge Levee Extension			
Muddy Creek Channel Improvement			
Bluff Swamp/Frog Bayou Improvement			
Conway/Panama Canal Improvments			
ROAD CONSTRUCTION (37)			**$ 13,070,500**
	DPW Projected Total Cost	2015 Budgeted Cost	
LA 431 / Gold Place Rd	$ 345,000	$ 345,000	
Roddy at Cannon Road Roundabout	$ 300,000	$ 262,500	
Roddy/Church point Roundabouts	$ 836,700	$ 316,000	
2013 Road Maintenance Project	$ 2,350,000	$ 2,350,000	
2014 Road Maintenance Project	$ 4,650,000	$ 4,650,000	
LA 44 at LA 944 Intersection Improvements	$ 30,000	$ 30,000	
2015 Road Maintenance Project	$ 5,000,000	$ 5,000,000	
Geo Testing, Engineering & Surveying Services	$ 117,000	$ 117,000	
OFFICE BUILDING CONSTRUCTION (43)			**$ 7,915,000**
Government Complex Building			
DPW West Building			
Mental Health Building Addition			
FIRE DISTRICT #2 CONSTRUCTION FUND (60)			**$ 300,000**
Construction of a new Fire Station on Highway 405, Donaldsonville			
WATER/WASTE WATER FUND			**$ 2,085,000**
LA 42 Sewer Treatment; Engineering Services for Sewer Program			
FIRE DISTRICT #3 CONSTRUCTION (83)			**$ 1,540,000**
Construction of new Fire Station			
COMMUNITY DEVELOPMENT BLOCK GRANT (85)			**$ 825,000**
Sorrento Community Center Improvements			
Housing Rehabilitation			
COMMUNITY DEVELOPMENT BLOCK GRANT CONSTRUCTION (89)			
Lamar Dixon Improvements			**$ 8,100,000**
Parish Sewer Construction Project			
PARK CONSTRUCTION (90)			**$ 1,800,000**
Construction of Water Park at the South LA Fairgrounds; Repair/Replace Lights at Ball Parks			
Lamar Dixon Soccer Complex			
LIGHTING DISTRICTS CONSTRUCTION FUND (94)			**$ 200,000**
Installation of new lights in Lighting District #6			
TOTAL CAPITAL PROJECTS			**$ 42,871,500**

ASCENSION PARISH GOVERNMENT
State of Louisiana

CAPITAL PROJECT FUNDS

Summary Overview

Capital projects funds are used to account for financial resources to be used for the acquisition or construction of major capital facilities. All capital project funds are considered non-recurring capital expenditures since these funds are project driven, versus operating in nature. The Road Project Capital Project Fund and the East Ascension Drainage Capital Project Fund account for the parish's most significant capital outlay projects projected for 2015.

The Parish has a capital outlay budget for 2015 in excess of $42 million. These projects are being funded through grant proceeds and previously issued bonds. Below is a summary of the Capital Projects Funds.

Fund Descriptions and 5-Year Capital Improvement Program

ROAD CONSTRUCTION FUND

The Road Construction Fund accounts for various road improvement projects including road widening projects, intersection improvements, constructing roundabouts for better flow of traffic, overlaying projects & joint projects with the State on major highways in the Parish.

2015

- LA 431/Gold Place Road
- Roddy at Cannon Road Roundabout
- Roddy/Church Point Roundabouts
- 2013 Road Maintenance Project
- 2014 Road Maintenance Project
- LA 44 at LA 944 Intersection Improvements
- 2015 Road Maintenance Project
- Geo Testing, Engineering & Surveying Services

2016

- 2016 Road Maintenance Program
- St. Landry Road/LA 44 Connection
- Ashland ROW (with DOTD)
- Road Safety Program
- LA Safety Funds Roundabout Match
- State Road Construction Utility Share
- STP>200K Matching Funds

2017

- 2017 Road Maintenance Program
- STP>200K Matching Funds
- Ashland expansion Construction match
- Road Safety Program
- State Road Construction Utility Share

Fund Descriptions and 5-Year Capital Improvement Program

2018

- 2018 Road Maintenance Program
- STP>200 K Matching Funds
- Road Safety Program

2019

- 2019 Road Maintenance Program
- STP>200 K Matching Fund
- Road Safety Program

EAST ASCENSION DRAINAGE CONSTRUCTION FUND

The East Ascension Drainage Construction Fund is used to account for Improvements to pumping stations, channel improvements, levee extension and restoration and basin improvement. A portion of East Ascension Drainage Fund balance will be used to fund the high maintenance costs of these improvements.

2015

- Laurel Ridge Levee Extension
- Marvin Braud Pump Station Upgrade
- Muddy Creek Channel Improvements
- Bluff Swamp/Frog Bayou Improvements
- Conway/Panama Canal Improvements

2016

- Bluff Swamp/Frog Bayou/Ridge Road Drainage Project
- Marvin Braud Pump Station Upgrade
- Laurel Ridge Levee Extension
- Levee FEMA Certification Project
- Major Channel Improvement Program
- Bridge and Channel Crossings

2017

- Marvin Braud Pump Station Upgrade
- Laurel Ridge Levee Extension
- Bridge and Channel Crossings
- Levee FEMA Certification Project

2018

- Marvin Braud Pump Station Upgrade
- Major Channel Improvement Program
- Bridge and Channel Crossings
- Levee FEMA Certification Project

Fund Descriptions and 5-Year Capital Improvement Program

2019 (East Ascension Drainage Continued)

- Marvin Braud Pump Station Upgrade
- Major Channel Improvement Program
- Bridge and Channel Crossings
- Levee FEMA Certification Project

FIRE DISTRICT NO. 2 CONSTRUCTION FUND

The Fire District No. 2 Construction is used to account for the construction of Fire Station facilities. Once constructed, the ongoing maintenance of the new fire station will be funded through a dedicated sales and use tax of one-third of one-half of one percent approved to finance the Fire Districts in the Parish.

2015

- Construction of a fire station for the Modeste Volunteer Fire Department on Highway 405, Donaldsonville

2016 – 2019

- No new construction projects planned

WATER/WASTE WATER FUND

The Water/Waste Water Fund is used to account for the Comprehensive Sewer construction projects.

2015

- LA 42 Sewer Treatment
- Engineering Services for the Comprehensive Sewer Program

2016-2019

- Begin implementation of the Comprehensive Sewer Program

FIRE DISTRICT NO. 3 CONSTRUCTION FUND

The Fire District No. 3 Construction Fund is used to account for the construction of Fire Station facilities. Once constructed, the ongoing maintenance of the new fire station will be funded through Ad Valorem Tax proceeds dedicated for Fire Protection Services.

2015

- Construction of new Fire Station 34 on Bluff Road

2016

- Acquisition of property for future station 36
- Purchase of new pumper truck for Station 35

2017

- Replacement of two 2001 pumper trucks

2018

- Construction of new station 35 Highway 73 near Dutchtown

2019

- Acquisition of property for future station 37

Fund Descriptions and 5 Year Capital Improvement Program

COMMUNITY DEVELOPMENT BLOCK GRANT AND CDBG CONSTRUCTION FUNDS

The Community Development Block Grant Fund accounts for special grant funds received to purchase property and perform construction activities that are funded through CDBG grant funds.

2015

- Sorrento Community Center Improvements
- Housing Rehabilitation
- Lamar Dixon Expo Center Improvements
- Parish Sewer Construction Project

2016

- Lamar Dixon Expo Center Improvements
- Parish Sewer Construction Project

2017 - 2019

- All grant projects completed and no new projects anticipated

PARK CONSTRUCTION FUND

The Park Construction Fund is used to account for the construction of at various recreational project throughout the Parish.

2015

- Construction of a spray park at the South LA Fairgrounds, repair/replace light poles at various ball parks in the Parish and construction of the Lamar Dixon soccer complex.

2016 – 2019

- No new construction projects planned at this time

LIGHTING DISTRICTS CONSTRUCTION FUND

The Lighting Districts Construction Fund is used to account for the installation of new lights within the various Lighting Districts of the Parish.

2015

- Installation of new lights in Lighting District No. 6

2016 – 2019

- No new construction projects planned at this time

CAPITAL
BUDGET SUMMARY

BUDGET SUMMARY
BUDGET SUMMARY FOR YEAR ENDING 2014 AND 2015 PROPOSED

Description	2013	2014 BUDGET						2015 BUDGET	
		(A)	(B)	(C)	(D)	(E)	(F)	(G)	(H)
	2013 Actual	2014 Original Adopted Budget	2014 Last Amended Budget as of July 31, 2014	Actual Year-to-Date as of: July 31, 2014	Estimated Remaining for Year 2014	Projected Actual Result at Year End 2014 (Final Amended Budget)	% Change Last Amended Budget vs. Projected Actual Result at Year End(Final Amended Budget [E / B - 1]	2015 Proposed Budget	% Change Projected Actual Result at Year End vs. Proposed Budget [G / E - 1]
BEGINNING FUND BALANCE:	**$ 62,607,131**	**$ 51,612,890**	**$ 51,612,890**	**$ 51,612,890**	**$ 51,612,890**	**$ 51,612,890**	**0%**	**$ 43,956,590**	**-15%**
REVENUES:									
INTERGOVERNMENTAL	14,388	320,000	320,000	27,132	57,368	84,500	-74%	1,591,000	1783%
MISCELLANEOUS	1,105,138	9,186,500	9,186,500	152,105	331,895	484,000	-95%	9,162,500	1793%
INTERGOVERNMENTAL GRANTS	-	1,097,000	1,097,000	-	-	-	-100%	1,097,000	0%
OTHER FINANCING SOURCES (TRANSFERS IN)	11,113,360	8,151,000	9,768,200	4,488,854	8,119,346	12,608,200	29%	12,456,000	-1%
GRAND TOTAL REVENUES & OTHER FINANCING SOURCES	**12,232,885**	**18,754,500**	**20,371,700**	**4,668,092**	**8,508,608**	**13,176,700**	**-35%**	**24,306,500**	**84%**
EXPENDITURES:									
CONSTRUCTION EXPENDITURES	23,227,127	38,038,000	39,655,200	4,269,297	15,193,703	19,463,000	-51%	42,871,500	120%
OTHER FINANCING USES (TRANSFERS OUT)	-	1,326,500	1,326,500	-	1,370,000	1,370,000	3%	1,282,000	-6%
GRAND TOTAL EXPENDITURES & OTHER FINANCING USES	**23,227,127**	**39,364,500**	**40,981,700**	**4,269,297**	**16,563,703**	**20,833,000**	**-49%**	**44,153,500**	**112%**
EXCESS (DEFICIENCY) OF CURRENT REVENUES OVER EXPENDITURES	**(10,994,241)**	**(20,610,000)**	**(20,610,000)**	**398,794**	**(8,055,094)**	**(7,656,300)**	**-63%**	**(19,847,000)**	**159%**
ENDING FUND BALANCE:	**$ 51,612,890**	**$ 31,002,890**	**$ 31,002,890**	**$ 52,011,684**	**$ 43,557,795**	**$ 43,956,590**	**42%**	**$ 24,109,590**	**-45%**

LCDBG - LEMANVILLE SEWER PROJECT (25)
BUDGET SUMMARY

Description	2013 Actual	BUDGET SUMMARY BUDGET SUMMARY FOR YEAR ENDING 2014 AND 2015 PROPOSED 2014 BUDGET (A) 2014 Original Adopted Budget	(B) 2014 Last Amended Budget as of July 31, 2014	(C) Actual Year-to-Date as of: July 31, 2014	(D) Estimated Remaining for Year 2014	(E) Projected Actual Result at Year End 2014 (Final Amended Budget)	(F) % Change Last Amended Budget vs. Projected Actual Result at Year End(Final Amended Budget [E / B - 1]	2015 BUDGET (G) 2015 Proposed Budget	(H) % Change Projected Actual Result at Year End vs. Proposed Budget [G / E - 1]
BEGINNING FUND BALANCE:	**$ 89,893**	**$ 89,893**	**$ 89,893**	**$ 89,893**	**$ 89,893**	**$ 89,893**	**0%**	**$ 89,893**	**0%**
REVENUES:									
GRAND TOTAL REVENUES & OTHER FINANCING SOURCES	-	-	-	-	-	-	-	-	-
EXPENDITURES:									
CONSTRUCTION EXPENDITURES:	-	-	-	-	-	-	-	-	-
OTHER FINANCING USES (TRANSFERS OUT):	-	-	-	-	-	-	-	-	-
GRAND TOTAL EXPENDITURES & OTHER FINANCING USES	-	-	-	-	-	-	-	-	-
EXCESS (DEFICIENCY) OF CURRENT REVENUES OVER EXPENDITURES	-	-	-	-	-	-	-	-	-
ENDING FUND BALANCE:	**$ 89,893**	**$ 89,893**	**$ 89,893**	**$ 89,893**	**$ 89,893**	**$ 89,893**	**0%**	**$ 89,893**	**0%**

JAIL CONSTRUCTION FUND (28)
BUDGET SUMMARY

Description	2013 Actual	2014 Original Adopted Budget (A)	2014 Last Amended Budget as of July 31, 2014 (B)	Actual Year-to-Date as of: July 31, 2014 (C)	Estimated Remaining for Year 2014 (D)	Projected Actual Result at Year End 2014 (Final Amended Budget) (E)	% Change Last Amended Budget vs. Projected Actual Result at Year End(Final Amended Budget [E / B - 1] (F)	2015 Proposed Budget (G)	% Change Projected Actual Result at Year End vs. Proposed Budget [G / E - 1] (H)
		BUDGET SUMMARY BUDGET SUMMARY FOR YEAR ENDING 2014 AND 2015 PROPOSED							
	2013	2014 BUDGET						2015 BUDGET	
BEGINNING FUND BALANCE:	**$ 1,427,007**	**$ 1,370,012**	**$ 1,370,012**	**$ 1,370,012**	**$ 1,370,012**	**$ 1,370,012**	**0%**	**$ 12**	**-100%**
REVENUES:									
INTERGOVERNMENTAL	-	-	-	-	-	-	-	-	-
MISCELLANEOUS	2,603	1,000	1,000	-	-	-	-100%	-	-
OTHER FINANCING SOURCES (TRANSFERS IN)	-	-	-	-	-	-	-	-	-
GRAND TOTAL REVENUES & OTHER FINANCING SOURCES	**2,603**	**1,000**	**1,000**	**-**	**-**	**-**	**0%**	**-**	**-**
EXPENDITURES:									
CONSTRUCTION EXPENDITURES	59,598	-	-	-	-	-	-	-	-
OTHER FINANCING USES (TRANSFERS OUT)	-	-	-	-	1,370,000	1,370,000	-	-	-100%
GRAND TOTAL EXPENDITURES & OTHER FINANCING USES	**59,598**	**-**	**-**	**-**	**1,370,000**	**1,370,000**	**-**	**-**	**-100%**
EXCESS (DEFICIENCY) OF CURRENT REVENUES OVER EXPENDITURES	**(56,995)**	**1,000**	**1,000**	**-**	**(1,370,000)**	**(1,370,000)**	**-137100%**	**-**	**-100%**
ENDING FUND BALANCE:	**$ 1,370,012**	**$ 1,371,012**	**$ 1,371,012**	**$ 1,370,012**	**$ 12**	**$ 12**	**-100%**	**$ 12**	**0%**

Explanation of Fund Balance in excess of 10%: Change in Fund Balance is due to the completion of the Jail Construction project and the closing out of this Fund.

JAIL CONSTRUCTION (28)
REVENUE BUDGET

			BUDGET LINE ITEM BUDGET SUMMARY FOR YEAR ENDING 2014 AND 2015 PROPOSED							
		2013	2014 BUDGET						2015 BUDGET	
			(A)	(B)	(C)	(D)	(E)	(F)	(G)	(H)
Account Number	Description	2013 Actual	2014 Original Adopted Budget	2014 Last Amended Budget as of July 31, 2014	Actual Year-to-Date as of: July 31, 2014	Estimated Remaining for Year 2014	Projected Actual Result at Year End 2014 (Final Amended Budget)	% Change Last Amended Budget vs. Projected Actual Result at Year End(Final Amended Budget [E / B - 1]	2015 Proposed Budget	% Change Projected Actual Result at Year End vs. Proposed Budget [G / E - 1]
REVENUES:										
MISCELLANEOUS										
28.035.3081	INTEREST EARNINGS	2,603	1,000	1,000	-	-	-	-100%	-	-
TOTAL MISCELLANEOUS		**2,603**	**1,000**	**1,000**	**-**	**-**	**-**	**-**	**-**	**-**
OTHER FINANCING SOURCES (TRANSFERS IN)										
28.095.9565	TRANSFER IN WATER/WASTE WAT	-	-	-	-	-	-	-	-	-
TOTAL OTHER FINANCING SOURCES		**-**	**-**	**-**	**-**	**-**	**-**	**-**	**-**	**-**
GRAND TOTAL REVENUES & OTHER FINANCING SOURCES		**$ 2,603**	**$ 1,000**	**$ 1,000**	**$ -**	**$ -**	**$ -**	**-**	**$ -**	**-**

JAIL CONSTRUCTION (28)
EXPENDITURE BUDGET

Account Number	Description	2013 Actual	BUDGET LINE ITEM BUDGET SUMMARY FOR YEAR ENDING 2014 AND 2015 PROPOSED							
		2013	2014 BUDGET						2015 BUDGET	
			(A)	(B)	(C)	(D)	(E)	(F)	(G)	(H)
			2014 Original Adopted Budget	2014 Last Amended Budget as of July 31, 2014	Actual Year-to-Date as of: July 31, 2014	Estimated Remaining for Year 2014	Projected Actual Result at Year End 2014 (Final Amended Budget)	% Change Last Amended Budget vs. Projected Actual Result at Year End(Final Amended Budget [E / B - 1]	2015 Proposed Budget	% Change Projected Actual Result at Year End vs. Proposed Budget [G / E - 1]
EXPENDITURES:										
CONSTRUCTION EXPENDITURES:										
28.051.4046	PROFESSIONAL SERVICES	$ -	$ -	$ -	$ -	$ -	$ -	-	$ -	-
28.051.4087	ACQUISITIONS-VEHICLE & EQUIP	20,868	-	-	-	-	-	-	-	-
28.051.4089	CONTRACT PAYMENTS	38,730	-	-	-	-	-	-	-	-
TOTAL CONSTRUCTION EXPENDITURES		**59,598**	**-**	**-**	**-**	**-**	**-**	**-**	**-**	**-**
OTHER FINANCING USES (TRANSFERS OUT):										
28.090.9008	TRANSFER OUT SALES & USE	-	-	-	-	802,000	802,000	-	-	-100%
28.090.9032	TRAN OUT S&U TAX SINK FUND	-	-	-	-	568,000	568,000	-	-	-100%
TOTAL OTHER FINANCING USES		**-**	**-**	**-**	**-**	**1,370,000**	**1,370,000**	**-**	**-**	**-100%**
GRAND TOTAL EXPENDITURES & OTHER FINANCING USES		**$ 59,598**	**$ -**	**$ -**	**$ -**	**$ 2,740,000**	**$ 2,740,000**	**-**	**$ -**	**-100%**

EAST ASCENSION DRAINAGE CONSTRUCTION FUND (35)
BUDGET SUMMARY

Description	2013 Actual	2014 Original Adopted Budget (A)	2014 Last Amended Budget as of July 31, 2014 (B)	Actual Year-to-Date as of: July 31, 2014 (C)	Estimated Remaining for Year 2014 (D)	Projected Actual Result at Year End 2014 (Final Amended Budget) (E)	% Change Last Amended Budget vs. Projected Actual Result at Year End(Final Amended Budget [E / B - 1] (F)	2015 Proposed Budget (G)	% Change Projected Actual Result at Year End vs. Proposed Budget [G / E - 1] (H)
		BUDGET SUMMARY BUDGET SUMMARY FOR YEAR ENDING 2014 AND 2015 PROPOSED							
	2013	2014 BUDGET						2015 BUDGET	
BEGINNING FUND BALANCE:	**$ 37,412,603**	**$ 26,795,044**	**$ 26,795,044**	**$ 26,795,044**	**$ 26,795,044**	**$ 26,795,044**	**0%**	**$ 20,028,044**	**-25%**
REVENUES:									
MISCELLANEOUS	63,948	50,000	50,000	-	40,000	40,000	-20%	25,000	-38%
GRAND TOTAL REVENUES & OTHER FINANCING SOURCES	**63,948**	**50,000**	**50,000**	**-**	**40,000**	**40,000**	**-20%**	**25,000**	**-38%**
EXPENDITURES:									
CONSTRUCTION EXPENDITURES:	10,681,507	9,760,000	9,760,000	2,636,804	4,170,196	6,807,000	-30%	7,036,000	3%
GRAND TOTAL EXPENDITURES & OTHER FINANCING USES	**10,681,507**	**9,760,000**	**9,760,000**	**2,636,804**	**4,170,196**	**6,807,000**	**-30%**	**7,036,000**	**3%**
EXCESS (DEFICIENCY) OF CURRENT REVENUES OVER EXPENDITURES	**(10,617,559)**	**(9,710,000)**	**(9,710,000)**	**(2,636,804)**	**(4,130,196)**	**(6,767,000)**	**-30%**	**(7,011,000)**	**4%**
ENDING FUND BALANCE:	**$ 26,795,044**	**$ 17,085,044**	**$ 17,085,044**	**$ 24,158,240**	**$ 22,664,848**	**$ 20,028,044**	**17%**	**$ 13,017,044**	**-35%**

Explanation of Fund Balance change in excess of 10%: Change in Fund Balance is due to an increase in Construction Expenditures related to several projects. The funding of these projects is through bond proceeds issued in 2007.

EAST ASCENSION DRAINAGE CONSTRUCTION (35)
REVENUE BUDGET

Account Number	Description	2013 Actual	BUDGET LINE ITEM BUDGET SUMMARY FOR YEAR ENDING 2014 AND 2015 PROPOSED							
		2013	2014 BUDGET						2015 BUDGET	
			(A)	(B)	(C)	(D)	(E)	(F)	(G)	(H)
			2014 Original Adopted Budget	2014 Last Amended Budget as of July 31, 2014	Actual Year-to-Date as of: July 31, 2014	Estimated Remaining for Year 2014	Projected Actual Result at Year End 2014 (Final Amended Budget)	% Change Last Amended Budget vs. Projected Actual Result at Year End(Final Amended Budget [E / B - 1]	2015 Proposed Budget	% Change Projected Actual Result at Year End vs. Proposed Budget [G / E - 1]
MISCELLANEOUS										
35.035.3081	INTEREST EARNINGS	63,948	50,000	50,000	-	40,000	40,000	-20%	25,000	-38%
TOTAL MISCELLANEOUS		**63,948**	**50,000**	**50,000**	**-**	**40,000**	**40,000**	**-20%**	**25,000**	**-38%**
GRAND TOTAL REVENUES & OTHER FINANCING SOURCES		**$ 63,948**	**$ 50,000**	**$ 50,000**	**$ -**	**$ 40,000**	**$ 40,000**	**-20%**	**$ 25,000**	**-38%**

EAST ASCENSION DRAINAGE CONSTRUCTION (35)
EXPENDITURE BUDGET

Account Number	Description	2013 Actual	2014 Original Adopted Budget (A)	2014 Last Amended Budget as of July 31, 2014 (B)	Actual Year-to-Date as of: July 31, 2014 (C)	Estimated Remaining for Year 2014 (D)	Projected Actual Result at Year End 2014 (Final Amended Budget) (E)	% Change Last Amended Budget vs. Projected Actual Result at Year End(Final Amended Budget [E / B - 1] (F)	2015 Proposed Budget (G)	% Change Projected Actual Result at Year End vs. Proposed Budget [G / E - 1] (H)
			BUDGET LINE ITEM BUDGET SUMMARY FOR YEAR ENDING 2014 AND 2015 PROPOSED							
		2013	2014 BUDGET						2015 BUDGET	
EXPENDITURES:										
CONSTRUCTION EXPENDITURES:										
35.063.4041	ENGINEERING FEES	$ 678,427	$ 485,000	$ 485,000	$ 133,465	$ 1,148,035	$ 1,281,500	164%	$ 350,000	-73%
35.063.4046	PROFESSIONAL SERVICES	-	150,000	150,000	-	30,000	30,000	-80%	80,000	167%
35.063.4069	MISCELLANEOUS MATERIALS	1,498	-	-	-	-	-	-	350,000	-
35.063.4085	MITIGATION-LAND PURCHASE	-	3,100,000	3,100,000	-	175,000	175,000	-94%	3,350,000	1814%
35.063.4086	ACQUISITION RIGHT OF WAY	(992)	50,000	50,000	-	-	-	-100%	-	-
35.063.4087	ACQUISITIONS-EQUIPMENT	224,766	-	-	-	-	-	-	-	-
35.063.4088	ACQUISITIONS-BLDGS & LAND	-	225,000	225,000	-	700,000	700,000	211%	1,500,000	114%
35.063.4089	CONTRACT PAYMENTS	9,777,597	5,750,000	5,750,000	2,503,339	2,117,161	4,620,500	-20%	1,406,000	-70%
35.063.4099	MISCELLANEOUS EXPENSE	211	-	-	-	-	-	-	-	-
TOTAL CONSTRUCTION EXPENDITURES		**10,681,507**	**9,760,000**	**9,760,000**	**2,636,804**	**4,170,196**	**6,807,000**	**-30%**	**7,036,000**	**3%**
GRAND TOTAL EXPENDITURES & OTHER FINANCING USES		**$ 10,681,507**	**$ 9,760,000**	**$ 9,760,000**	**$ 2,636,804**	**$ 4,170,196**	**$ 6,807,000**	**-30%**	**$ 7,036,000**	**3%**

ROAD CONSTRUCTION FUND (37)
BUDGET SUMMARY

Description	2013 Actual	2014 Original Adopted Budget (A)	2014 Last Amended Budget as of July 31, 2014 (B)	Actual Year-to-Date as of: July 31, 2014 (C)	Estimated Remaining for Year 2014 (D)	Projected Actual Result at Year End 2014 (Final Amended Budget) (E)	% Change Last Amended Budget vs. Projected Actual Result at Year End(Final Amended Budget [E / B - 1] (F)	2015 Proposed Budget (G)	% Change Projected Actual Result at Year End vs. Proposed Budget [G / E - 1] (H)
		BUDGET SUMMARY BUDGET SUMMARY FOR YEAR ENDING 2014 AND 2015 PROPOSED							
	2013	2014 BUDGET						2015 BUDGET	
BEGINNING FUND BALANCE:	**$ 17,323,281**	**$ 16,536,243**	**$ 16,536,243**	**$ 16,536,243**	**$ 16,536,243**	**$ 16,536,243**	**0%**	**$ 15,514,743**	**-6%**
REVENUES:									
MISCELLANEOUS	141,134	30,000	30,000	-	50,000	50,000	67%	50,000	0%
OTHER FINANCING SOURCES (TRANSFERS IN)	8,834,860	5,136,000	5,136,000	3,198,854	2,534,146	5,733,000	12%	6,091,500	6%
GRAND TOTAL REVENUES & OTHER FINANCING SOURCES	**8,975,994**	**5,166,000**	**5,166,000**	**3,198,854**	**2,584,146**	**5,783,000**	**12%**	**6,141,500**	**6%**
EXPENDITURES:									
CONSTRUCTION EXPENDITURES:	9,763,032	10,532,000	10,532,000	679,195	6,125,305	6,804,500	-35%	13,070,500	92%
GRAND TOTAL EXPENDITURES & OTHER FINANCING USES	**9,763,032**	**10,532,000**	**10,532,000**	**679,195**	**6,125,305**	**6,804,500**	**-35%**	**13,070,500**	**92%**
EXCESS (DEFICIENCY) OF CURRENT REVENUES OVER EXPENDITURES	**(787,039)**	**(5,366,000)**	**(5,366,000)**	**2,519,659**	**(3,541,159)**	**(1,021,500)**	**-81%**	**(6,929,000)**	**578%**
ENDING FUND BALANCE:	**$ 16,536,243**	**$ 11,170,243**	**$ 11,170,243**	**$ 19,055,902**	**$ 12,995,083**	**$ 15,514,743**	**39%**	**$ 8,585,743**	**-45%**

Explanation of Fund Balance change in excess of 10%: Change in Fund Balance is due an excess of Expenditures over Revenues for the current year.

ROAD CONSTRUCTION (37)
REVENUE BUDGET

Account Number	Description	2013 Actual	BUDGET LINE ITEM BUDGET SUMMARY FOR YEAR ENDING 2014 AND 2015 PROPOSED							
		2013	2014 BUDGET						2015 BUDGET	
			(A)	(B)	(C)	(D)	(E)	(F)	(G)	(H)
			2014 Original Adopted Budget	2014 Last Amended Budget as of July 31, 2014	Actual Year-to-Date as of: July 31, 2014	Estimated Remaining for Year 2014	Projected Actual Result at Year End 2014 (Final Amended Budget)	% Change Last Amended Budget vs. Projected Actual Result at Year End(Final Amended Budget [E / B - 1]	2015 Proposed Budget	% Change Projected Actual Result at Year End vs. Proposed Budget [G / E - 1]
REVENUES:										
MISCELLANEOUS										
37.035.3081	INTEREST EARNINGS	62,308	30,000	30,000	-	50,000	50,000	67%	50,000	0%
37.035.3086	MISCELLANEOUS REVENUES	78,825	-	-	-	-	-	-	-	-
TOTAL MISCELLANEOUS		**141,134**	**30,000**	**30,000**	**-**	**50,000**	**50,000**	**67%**	**50,000**	**0%**
OTHER FINANCING SOURCES (TRANSFERS IN)										
37.095.9505	TRANSFER IN EA MAJOR DRAINAG	138,000	-	-	-	-	-	-	-	-
37.095.9508	TRANSFER IN SALES & USE	2,500,000	-	-	-	-	-	-	-	-
37.095.9556	TRANSFER IN S & U DIST. #2	6,196,860	5,136,000	5,136,000	3,198,854	2,534,146	5,733,000	12%	6,091,500	6%
TOTAL OTHER FINANCING SOURCES		**8,834,860**	**5,136,000**	**5,136,000**	**3,198,854**	**2,534,146**	**5,733,000**	12%	**6,091,500**	**6%**
GRAND TOTAL REVENUES & OTHER FINANCING SOURCES		**$ 8,975,994**	**$ 5,166,000**	**$ 5,166,000**	**$ 3,198,854**	**$ 2,584,146**	**$ 5,783,000**	**12%**	**$ 6,141,500**	**6%**

ROAD CONSTRUCTION (37)
EXPENDITURE BUDGET

			BUDGET LINE ITEM BUDGET SUMMARY FOR YEAR ENDING 2014 AND 2015 PROPOSED							
		2013	2014 BUDGET						2015 BUDGET	
			(A)	(B)	(C)	(D)	(E)	(F)	(G)	(H)
Account Number	Description	2013 Actual	2014 Original Adopted Budget	2014 Last Amended Budget as of July 31, 2014	Actual Year-to-Date as of: July 31, 2014	Estimated Remaining for Year 2014	Projected Actual Result at Year End 2014 (Final Amended Budget)	% Change Last Amended Budget vs. Projected Actual Result at Year End(Final Amended Budget [E / B - 1]	2015 Proposed Budget	% Change Projected Actual Result at Year End vs. Proposed Budget [G / E - 1]
EXPENDITURES:										
CONSTRUCTION EXPENDITURES:										
37.062.4002	SALARY	$ 2,197	$ -	$ -	$ -	$ -	$ -	-	$ -	-
37.062.4005	FICA TAX - EXPENSE	168	-	-	-	-	-	-	-	-
37.062.4007	RETIREMENT	220	-	-	-	-	-	-	-	-
37.062.4008	HEALTH INSURANCE	5	-	-	-	-	-	-	-	-
37.062.4041	ENGINEERING FEES	345,091	190,000	190,000	149,885	1,508,115	1,658,000	773%	550,000	-67%
37.062.4046	PROFESSIONAL SERVICES	197,601	922,000	922,000	85,543	568,957	654,500	-29%	320,500	-51%
37.062.4086	ACQUISITION RIGHT OF WAY	(439)	325,000	325,000	-	900,000	900,000	177%	256,500	-72%
37.062.4089	CONTRACT PAYMENTS	9,218,008	9,095,000	9,095,000	443,766	3,148,234	3,592,000	-61%	11,943,500	233%
37.062.4099	MISCELLANEOUS EXPENSE	180	-	-	-	-	-	-	-	-
TOTAL CONSTRUCTION EXPENDITURES		**9,763,032**	**10,532,000**	**10,532,000**	**679,195**	**6,125,305**	**6,804,500**	**-35%**	**13,070,500**	**92%**
GRAND TOTAL EXPENDITURES & OTHER FINANCING USES		**$ 9,763,032**	**$ 10,532,000**	**$ 10,532,000**	**$ 679,195**	**$ 6,125,305**	**$ 6,804,500**	**-35%**	**$ 13,070,500**	**92%**

OFFICE BUILDING CONSTRUCTION FUND (43)
BUDGET SUMMARY

Description	2013 Actual	2014 Original Adopted Budget (A)	2014 Last Amended Budget as of July 31, 2014 (B)	Actual Year-to-Date as of: July 31, 2014 (C)	Estimated Remaining for Year 2014 (D)	Projected Actual Result at Year End 2014 (Final Amended Budget) (E)	% Change Last Amended Budget vs. Projected Actual Result at Year End(Final Amended Budget [E / B - 1] (F)	2015 Proposed Budget (G)	% Change Projected Actual Result at Year End vs. Proposed Budget [G / E - 1] (H)
		BUDGET SUMMARY BUDGET SUMMARY FOR YEAR ENDING 2014 AND 2015 PROPOSED							
	2013	2014 BUDGET						2015 BUDGET	
BEGINNING FUND BALANCE:	**$ 5,687,037**	**$ 5,342,953**	**$ 5,342,953**	**$ 5,342,953**	**$ 5,342,953**	**$ 5,342,953**	**0%**	**$ 6,915,653**	**29%**
REVENUES:									
MISCELLANEOUS	23,112	-	-	-	15,000	15,000	0%	15,000	-
OTHER FIN SOURCES (TRANSFERS IN)	50,000	1,250,000	1,614,200	1,250,000	1,763,700	3,013,700	87%	1,399,500	-54%
GRAND TOTAL REVENUES & OTHER FINANCING SOURCES	**73,112**	**1,250,000**	**1,614,200**	**1,250,000**	**1,778,700**	**3,028,700**	**88%**	**1,414,500**	**-53%**
EXPENDITURES:									
CONSTRUCTION EXPENDITURES:	417,197	6,350,000	6,714,200	323,278	1,132,722	1,456,000	-78%	7,915,000	599%
GRAND TOTAL EXPENDITURES & OTHER FINANCING USES	**417,197**	**6,350,000**	**6,714,200**	**323,278**	**1,132,722**	**1,456,000**	-78%	**7,915,000**	**444%**
EXCESS (DEFICIENCY) OF CURRENT REVENUES OVER EXPENDITURES	**(344,084)**	**(5,100,000)**	**(5,100,000)**	**926,722**	**645,978**	**1,572,700**	**-131%**	**(6,500,500)**	**-513%**
ENDING FUND BALANCE:	**$ 5,342,953**	**$ 242,953**	**$ 242,953**	**$ 6,269,674**	**$ 5,988,931**	**$ 6,915,653**	**2747%**	**$ 415,153**	**-94%**

Explanation of Fund Balance change in excess of 10%: Change in fund Balance is due to an increase in Construction Expenditures related to several projects.

OFFICE BUILDING CONSTRUCTION (43)
REVENUE BUDGET

			BUDGET LINE ITEM BUDGET SUMMARY FOR YEAR ENDING 2014 AND 2015 PROPOSED							
		2013	2014 BUDGET						2015 BUDGET	
			(A)	(B)	(C)	(D)	(E)	(F)	(G)	(H)
Account Number	Description	2013 Actual	2014 Original Adopted Budget	2014 Last Amended Budget as of July 31, 2014	Actual Year-to-Date as of: July 31, 2014	Estimated Remaining for Year 2014	Projected Actual Result at Year End 2014 (Final Amended Budget)	% Change Last Amended Budget vs. Projected Actual Result at Year End(Final Amended Budget [E / B - 1]	2015 Proposed Budget	% Change Projected Actual Result at Year End vs. Proposed Budget [G / E - 1]
REVENUES:										
MISCELLANEOUS										
43.035.3081	INTEREST EARNINGS	$ 23,112	$ -	$ -	$ -	$ 15,000	$ 15,000	-	$ 15,000	0%
TOTAL MISCELLANEOUS		**23,112**	**-**	**-**	**-**	**15,000**	**15,000**	**-**	**15,000**	**0%**
OTHER FINANCING SOURCES (TRANSFERS IN)										
43.095.9506	TRANSFER IN W.A. DRAINAGE	-	-	9,200	-	9,200	9,200	0%	-	-100%
43.095.9508	TRANSFER IN FROM SALES & USE	-	-	355,000	-	1,604,500	1,604,500	352%	250,500	-84%
43.095.9511	TRANSFER IN MENTAL HEALTH	50,000	250,000	250,000	250,000	-	250,000	0%	-	-100%
43.095.9544	TRANSFER IN ASC.INSURANCE FD	-	1,000,000	1,000,000	1,000,000	-	1,000,000	0%	1,149,000	15%
43.095.9570	TRANSFER IN MAINTENANCE	-	-	-	-	150,000	150,000	-	-	-100%
TOTAL OTHER FINANCING SOURCES		**50,000**	**1,250,000**	**1,614,200**	**1,250,000**	**1,763,700**	**3,013,700**	**87%**	**1,399,500**	**-54%**
GRAND TOTAL REVENUES & OTHER FINANCING SOURCES		**$ 73,112**	**$ 1,250,000**	**$ 1,614,200**	**$ 1,250,000.00**	**$ 1,778,700**	**$ 3,028,700**	**88%**	**$ 1,414,500**	**-53%**

OFFICE BUILDING CONSTRUCTION - GOVERNMENT COMPLEX BUILDING (43.049)
EXPENDITURE BUDGET

			BUDGET LINE ITEM BUDGET SUMMARY FOR YEAR ENDING 2014 AND 2015 PROPOSED							
		2013	2014 BUDGET						2015 BUDGET	
			(A)	(B)	(C)	(D)	(E)	(F)	(G)	(H)
Account Number	Description	2013 Actual	2014 Original Adopted Budget	2014 Last Amended Budget as of July 31, 2014	Actual Year-to-Date as of: July 31, 2014	Estimated Remaining for Year 2014	Projected Actual Result at Year End 2014 (Final Amended Budget)	% Change Last Amended Budget vs. Projected Actual Result at Year End(Final Amended Budget [E / B - 1]	2015 Proposed Budget	% Change Projected Actual Result at Year End vs. Proposed Budget [G / E - 1]
EXPENDITURES:										
CONSTRUCTION EXPENDITURES:										
43.049.4041	ENGINEERING FEES	172,126	400,000	400,000	208,712	129,288	338,000	-16%	100,000	-70%
43.049.4044	ARCHITECT & LANDSCAPE SERV.	29,100	100,000	100,000	9,200	(9,200)	-	-100%	-	-
43.049.4046	PROFESSIONAL SERVICES	177,100	-	-	(159,390)	177,390	18,000	-	30,000	67%
43.049.4087	ACQUISITIONS-VEHICLE & EQUIP	-	-	-	-	-	-	-	500,000	-
43.049.4089	CONTRACT PAYMENTS	262	5,000,000	5,000,000	249,584	650,416	900,000	-82%	6,215,000	591%
43.049.4099	MISCELLANEOUS EXPENSE	1,021	-	-	-	-	-	-	-	-
TOTAL CONSTRUCTION EXPENDITURES		**379,609**	**5,500,000**	**5,500,000**	**308,107**	**947,893**	**1,256,000**	**-**	**6,845,000**	**445%**
GRAND TOTAL EXPENDITURES & OTHER FINANCING USES		**$ 379,609**	**$ 5,500,000**	**$ 5,500,000**	**$ 308,107**	**$ 947,893**	**$ 1,256,000**	**-**	**$ 6,845,000**	**445%**

OFFICE BUILDING CONSTRUCTION - DPW WEST BUILDING (43.066)
EXPENDITURE BUDGET

			BUDGET LINE ITEM BUDGET SUMMARY FOR YEAR ENDING 2014 AND 2015 PROPOSED							
		2013	2014 BUDGET						2015 BUDGET	
			(A)	(B)	(C)	(D)	(E)	(F)	(G)	(H)
Account Number	Description	2013 Actual	2014 Original Adopted Budget	2014 Last Amended Budget as of July 31, 2014	Actual Year-to-Date as of: July 31, 2014	Estimated Remaining for Year 2014	Projected Actual Result at Year End 2014 (Final Amended Budget)	% Change Last Amended Budget vs. Projected Actual Result at Year End(Final Amended Budget [E / B - 1]	2015 Proposed Budget	% Change Projected Actual Result at Year End vs. Proposed Budget [G / E - 1]
EXPENDITURES:										
CONSTRUCTION EXPENDITURES:										
43.066.4041	ENGINEERING SERVICES	5,738	25,000	34,200	1,697	14,304	16,000	-53%	15,000	-6%
43.066.4046	PROFESSIONAL SERVICES	21,700	-	-	-	14,000	14,000	-	5,000	-64%
43.066.4089	CONTRACT PAYMENTS	-	575,000	930,000	-	93,000	93,000	-90%	837,000	800%
TOTAL CONSTRUCTION EXPENDITURES		**27,438**	**600,000**	**964,200**	**1,697**	**121,304**	**123,000**	**-87%**	**857,000**	**597%**
GRAND TOTAL EXPENDITURES & OTHER FINANCING USES		**$ 27,438**	**$ 600,000**	**$ 964,200**	**$ 1,697**	**$ 121,304**	**$ 123,000**	**-87%**	**$ 857,000**	**597%**

OFFICE BUILDING CONSTRUCTION - MENTAL HEALTH BUILDING ADDITION (43.075)
EXPENDITURE BUDGET

			BUDGET LINE ITEM BUDGET SUMMARY FOR YEAR ENDING 2014 AND 2015 PROPOSED							
		2013	2014 BUDGET						2015 BUDGET	
			(A)	(B)	(C)	(D)	(E)	(F)	(G)	(H)
Account Number	Description	2013 Actual	2014 Original Adopted Budget	2014 Last Amended Budget as of July 31, 2014	Actual Year-to-Date as of: July 31, 2014	Estimated Remaining for Year 2014	Projected Actual Result at Year End 2014 (Final Amended Budget)	% Change Last Amended Budget vs. Projected Actual Result at Year End(Final Amended Budget [E / B - 1]	2015 Proposed Budget	% Change Projected Actual Result at Year End vs. Proposed Budget [G / E - 1]
EXPENDITURES:										
CONSTRUCTION EXPENDITURES:										
43.075.4044	ARCHITECT & LANDSCAPE SERV.	10,150	-	-	13,475	13,525	27,000	0%	8,000	-70%
43.075.4046	PROFESSIONAL SERVICES	-	-	-	-	-	-	0%	5,000	-
43.075.4089	CONTRACT PAYMENTS	-	250,000	250,000	-	50,000	50,000	-80%	200,000	300%
TOTAL CONSTRUCTION EXPENDITURES		**10,150**	**250,000**	**250,000**	**13,475**	**63,525**	**77,000**	**-69%**	**213,000**	**177%**
GRAND TOTAL EXPENDITURES & OTHER FINANCING USES		**$ 10,150**	**$ 250,000**	**$ 250,000**	**$ 13,475**	**$ 63,525**	**$ 77,000**	**-69%**	**$ 213,000**	**177%**

FIRE DISTRICT #2 CONSTRUCTION FUND (60)
BUDGET SUMMARY

Description	2013 Actual	2014 Original Adopted Budget (A)	2014 Last Amended Budget as of July 31, 2014 (B)	Actual Year-to-Date as of: July 31, 2014 (C)	Estimated Remaining for Year 2014 (D)	Projected Actual Result at Year End 2014 (Final Amended Budget) (E)	% Change Last Amended Budget vs. Projected Actual Result at Year End(Final Amended Budget [E / B - 1] (F)	2015 Proposed Budget (G)	% Change Projected Actual Result at Year End vs. Proposed Budget [G / E - 1] (H)
		BUDGET SUMMARY BUDGET SUMMARY FOR YEAR ENDING 2014 AND 2015 PROPOSED							
	2013	2014 BUDGET						2015 BUDGET	
BEGINNING FUND BALANCE:	$ -	$ -	$ -	$ -	$ -	$ -	-	$ -	-
REVENUES:									
OTHER FINANCING SOURCES (TRANSFERS IN)	-	300,000	300,000	-	-	-	-100%	300,000	
GRAND TOTAL REVENUES & OTHER FINANCING SOURCES	-	**300,000**	**300,000**	-	-	-	**-100%**	**300,000**	-
EXPENDITURES:									
CONSTRUCTION EXPENDITURES	-	300,000	300,000	-	-	-	-100%	300,000	-
GRAND TOTAL EXPENDITURES & OTHER FINANCING USES	-	**300,000**	**300,000**	-	-	-	**-100%**	**300,000**	-
EXCESS (DEFICIENCY) OF CURRENT REVENUES OVER EXPENDITURES	-	-	-	-	-	-	-	-	-
ENDING FUND BALANCE:	$ -	$ -	$ -	$ -	$ -	$ -	-	$ -	-

FIRE DISTRICT #2 CONSTRUCTION (60)
REVENUE BUDGET

			BUDGET LINE ITEM BUDGET SUMMARY FOR YEAR ENDING 2014 AND 2015 PROPOSED							
		2013	2014 BUDGET						2015 BUDGET	
			(A)	(B)	(C)	(D)	(E)	(F)	(G)	(H)
Account Number	Description	2013 Actual	2014 Original Adopted Budget	2014 Last Amended Budget as of July 31, 2014	Actual Year-to-Date as of: July 31, 2014	Estimated Remaining for Year 2014	Projected Actual Result at Year End 2014 (Final Amended Budget)	% Change Last Amended Budget vs. Projected Actual Result at Year End(Final Amended Budget [E / B - 1]	2015 Proposed Budget	% Change Projected Actual Result at Year End vs. Proposed Budget [G / E - 1]
REVENUES:										
OTHER FINANCING SOURCES (TRANSFERS IN)										
60.095.9512	TRANSFER IN FIRE DISTRICT #2	$ -	$ 300,000	$ 300,000	$ -	$ -	$ -	-100%	$ 300,000	-
TOTAL OTHER FINANCING SOURCES		**-**	**300,000**	**300,000**	**-**	**-**	**-**	-	**300,000**	**-**
GRAND TOTAL REVENUES & OTHER FINANCING SOURCES		**$ -**	**$ 300,000**	**$ 300,000**	**$ -**	**$ -**	**$ -**	**-100%**	**$ 300,000**	**-**

FIRE DISTRICT #2 CONSTRUCTION (60)
EXPENDITURE BUDGET

			BUDGET LINE ITEM BUDGET SUMMARY FOR YEAR ENDING 2014 AND 2015 PROPOSED							
		2013	2014 BUDGET						2015 BUDGET	
			(A)	(B)	(C)	(D)	(E)	(F)	(G)	(H)
Account Number	Description	2013 Actual	2014 Original Adopted Budget	2014 Last Amended Budget as of July 31, 2014	Actual Year-to-Date as of: July 31, 2014	Estimated Remaining for Year 2014	Projected Actual Result at Year End 2014 (Final Amended Budget)	% Change Last Amended Budget vs. Projected Actual Result at Year End(Final Amended Budget [E / B - 1]	2015 Proposed Budget	% Change Projected Actual Result at Year End vs. Proposed Budget [G / E - 1]
EXPENDITURES:										
CONSTRUCTION EXPENDITURES:										
60.052.4044	ARCHITECT & LANDSCAPE SERV.	$ -	$ 30,000	$ 30,000	$ -	$ -	$ -	-100%	$ 30,000	-
60.052.4089	CONTRACT PAYMENTS	-	270,000	270,000	-	-	-	-100%	270,000	-
TOTAL CONSTRUCTION EXPENDITURES		**-**	**300,000**	**300,000**	**-**	**-**	**-**	**-100%**	**300,000**	**-**
GRAND TOTAL EXPENDITURES & OTHER FINANCING USES		**$ -**	**$ -**	**$ 300,000**	**$ -**	**$ -**	**$ -**	**-100%**	**$ 300,000**	**-**

FIRE DISTRICT #1 CONSTRUCTION FUND (61)
BUDGET SUMMARY

Description	2013 Actual	2014 Original Adopted Budget (A)	2014 Last Amended Budget as of July 31, 2014 (B)	Actual Year-to-Date as of: July 31, 2014 (C)	Estimated Remaining for Year 2014 (D)	Projected Actual Result at Year End 2014 (Final Amended Budget) (E)	% Change Last Amended Budget vs. Projected Actual Result at Year End(Final Amended Budget [E / B - 1] (F)	2015 Proposed Budget (G)	% Change Projected Actual Result at Year End vs. Proposed Budget [G / E - 1] (H)
		BUDGET SUMMARY BUDGET SUMMARY FOR YEAR ENDING 2014 AND 2015 PROPOSED							
	2013	2014 BUDGET						2015 BUDGET	
BEGINNING FUND BALANCE:	**$ 221,475**	**$ 207,975**	**$ 207,975**	**$ 207,975**	**$ 207,975**	**$ 207,975**	**0%**	**$ 201,475**	**-3%**
REVENUES:									
OTHER FINANCING SOURCES (TRANSFERS IN)	233,000	-	-	-	-	-	-	-	-
GRAND TOTAL REVENUES & OTHER FINANCING SOURCES	**233,000**	**-**	**-**	**-**	**-**	**-**	**-**	**-**	**-**
EXPENDITURES:									
CONSTRUCTION EXPENDITURES	246,500	-	-	6,073	427	6,500	-	-	-100%
GRAND TOTAL EXPENDITURES & OTHER FINANCING USES	**246,500**	**-**	**-**	**6,073**	**427**	**6,500**	**-**	**-**	-100%
EXCESS (DEFICIENCY) OF CURRENT REVENUES OVER EXPENDITURES	**(13,500)**	**-**	**-**	**(6,073)**	**(427)**	**(6,500)**	**-**	**-**	**-**
ENDING FUND BALANCE:	**$ 207,975**	**$ 207,975**	**$ 207,975**	**$ 201,902**	**$ 207,548**	**$ 201,475**	**-3%**	**$ 201,475**	**0%**

FIRE DISTRICT #1 CONSTRUCTION (61)
REVENUE BUDGET

			BUDGET LINE ITEM BUDGET SUMMARY FOR YEAR ENDING 2014 AND 2015 PROPOSED							
		2013	2014 BUDGET						2015 BUDGET	
			(A)	(B)	(C)	(D)	(E)	(F)	(G)	(H)
Account Number	Description	2013 Actual	2014 Original Adopted Budget	2014 Last Amended Budget as of July 31, 2014	Actual Year-to-Date as of: July 31, 2014	Estimated Remaining for Year 2014	Projected Actual Result at Year End 2014 (Final Amended Budget)	% Change Last Amended Budget vs. Projected Actual Result at Year End(Final Amended Budget [E / B - 1]	2015 Proposed Budget	% Change Projected Actual Result at Year End vs. Proposed Budget [G / E - 1]
REVENUES:										
OTHER FINANCING SOURCES (TRANSFERS IN)										
61.095.9551	TRANSFER IN F.D. #1	$ 233,000	$ -	$ -	$ -	$ -	$ -	-	$ -	-
TOTAL OTHER FINANCING SOURCES		**233,000**	-	-	-	-	-	-	-	-
GRAND TOTAL REVENUES & OTHER FINANCING SOURCES		**$ 233,000**	**$ -**	**$ -**	**$ -**	**$ -**	**$ -**	**-**	**$ -**	**-**

FIRE DISTRICT #1 CONSTRUCTION (61)
EXPENDITURE BUDGET

			BUDGET LINE ITEM BUDGET SUMMARY FOR YEAR ENDING 2014 AND 2015 PROPOSED							
		2013	2014 BUDGET						2015 BUDGET	
			(A)	(B)	(C)	(D)	(E)	(F)	(G)	(H)
Account Number	Description	2013 Actual	2014 Original Adopted Budget	2014 Last Amended Budget as of July 31, 2014	Actual Year-to-Date as of: July 31, 2014	Estimated Remaining for Year 2014	Projected Actual Result at Year End 2014 (Final Amended Budget)	% Change Last Amended Budget vs. Projected Actual Result at Year End(Final Amended Budget [E / B - 1]	2015 Proposed Budget	% Change Projected Actual Result at Year End vs. Proposed Budget [G / E - 1]
EXPENDITURES:										
CONSTRUCTION EXPENDITURES:										
61.052.4044	ARCHITECT & LANDSCAPE SERV.	$ 24,750	$ -	$ -	$ 1,212	$ 288	$ 1,500	-	$ -	-100%
61.052.4089	CONTRACT PAYMENTS	221,750	-	-	4,861	139	5,000	-	-	-100%
TOTAL CONSTRUCTION EXPENDITURES		**246,500**	**-**	**-**	**6,073**	**427**	**6,500**	**-**	**-**	**-100%**
GRAND TOTAL EXPENDITURES & OTHER FINANCING USES		**$ 246,500**	**$ -**	**$ -**	**$ 6,073**	**$ 427**	**$ 6,500**	**- ₹**	**$ -**	**-100%**

WATER/WASTEWATER FUND (65)
BUDGET SUMMARY

Description	2013 Actual	(A) 2014 Original Adopted Budget	(B) 2014 Last Amended Budget as of July 31, 2014	(C) Actual Year-to-Date as of: July 31, 2014	(D) Estimated Remaining for Year 2014	(E) Projected Actual Result at Year End 2014 (Final Amended Budget)	(F) % Change Last Amended Budget vs. Projected Actual Result at Year End(Final Amended Budget [E / B - 1]	(G) 2015 Proposed Budget	(H) % Change Projected Actual Result at Year End vs. Proposed Budget [G / E - 1]
		BUDGET SUMMARY BUDGET SUMMARY FOR YEAR ENDING 2014 AND 2015 PROPOSED							
	2013	2014 BUDGET						2015 BUDGET	
BEGINNING FUND BALANCE:	**$ -**	**$ 187,518**	**$ 187,518**	**$ 187,518**	**$ 187,518**	**$ 187,518**	**-**	**$ 187,518**	**0%**
REVENUES:									
TAXES	-	-	-	-	-	-	-	-	-
MISCELLANEOUS	-	-	-	-	-	-	-	-	-
INTERGOVERMENTAL GRANTS	-	-	-	-	-	-	-	-	-
OTHER FINANCING SOURCES (TRANSFERS IN)	300,000	-	1,000,000	-	1,000,000	1,000,000	0%	2,475,000	148%
GRAND TOTAL REVENUES & OTHER FINANCING SOURCES	**300,000**	**-**	**1,000,000**	**-**	**1,000,000**	**1,000,000**	**0%**	**2,475,000**	**148%**
EXPENDITURES:									
CONSTRUCTION EXPENDITURES	112,482	-	1,000,000	-	1,000,000	1,000,000	0%	2,085,000	109%
OTHER FINANCING USES (TRANSFERS OUT)	-	-	-	-	-	-	-	-	-
GRAND TOTAL EXPENDITURES & OTHER FINANCING USES	**112,482**	**-**	**1,000,000**	**-**	**1,000,000**	**1,000,000**	**0%**	**2,085,000**	**109%**
EXCESS (DEFICIENCY) OF CURRENT REVENUES OVER EXPENDITURES	**187,518**	**-**	**-**	**-**	**-**	**-**	**-**	**390,000**	**-**
ENDING FUND BALANCE:	**$ 187,518**	**$ 187,518**	**$ 187,518**	**$ 187,518**	**$ 187,518**	**$ 187,518**	**0%**	**$ 577,518**	**208%**

Explanation of Fund Balance change in excess of 10%: Change in Fund Balance is due to an excess of Current Revenues over Expenditures.

WATER/WASTEWATER (65)
REVENUE BUDGET

Account Number	Description	2013 Actual	2014 Original Adopted Budget (A)	2014 Last Amended Budget as of July 31, 2014 (B)	Actual Year-to-Date as of: July 31, 2014 (C)	Estimated Remaining for Year 2014 (D)	Projected Actual Result at Year End 2014 (Final Amended Budget) (E)	% Change Last Amended Budget vs. Projected Actual Result at Year End(Final Amended Budget [E / B - 1] (F)	2015 Proposed Budget (G)	% Change Projected Actual Result at Year End vs. Proposed Budget [G / E - 1] (H)
		2013	BUDGET LINE ITEM BUDGET SUMMARY FOR YEAR ENDING 2014 AND 2015 PROPOSED						2015 BUDGET	
			2014 BUDGET							
REVENUES:										
TAXES										
65.031.3004	FRANCHISE FEES	$ -	$ -	$ -	$ -	$ -	$ -	-	$ -	-
TOTAL TAXES		-	-	-	-	-	-	-	-	-
MISCELLANEOUS										
65.035.3081	INTEREST EARNINGS	-	-	-	-	-	-	-	-	-
TOTAL MISCELLANEOUS		-	-	-	-	-	-	-	-	-
INTERGOVERMENTAL GRANTS										
65.037.3050	GRANTS	-	-	-	-	-	-	-	-	-
65.037.3258	GRANT - EPA STAG	-	-	-	-	-	-	-	-	-
TOTAL INTERGOVERNMENTAL GRANTS		-	-	-	-	-	-	-	-	-
OTHER FINANCING SOURCES (TRANSFERS IN)										
65.095.9502	TRANSFER IN GENERAL FUND	-	-	-	-	-	-	-	2,475,000	-
65.095.9584	TRANSFER IN ACUD#2 FUND	300,000	-	1,000,000	-	1,000,000	1,000,000	0%	-	-100%
TOTAL OTHER FINANCING SOURCES		**300,000**	-	**1,000,000**	-	**1,000,000**	**1,000,000**	0%	**2,475,000**	**148%**
GRAND TOTAL REVENUES & OTHER FINANCING SOURCES		**$ 300,000**	**$ -**	**$ 1,000,000**	**$ -**	**$ 1,000,000**	**$ 1,000,000**	**0%**	**$ 2,475,000**	**148%**

WATER/WASTEWATER (65)
EXPENDITURE BUDGET

Account Number	Description	2013 Actual	2014 Original Adopted Budget (A)	2014 Last Amended Budget as of July 31, 2014 (B)	Actual Year-to-Date as of: July 31, 2014 (C)	Estimated Remaining for Year 2014 (D)	Projected Actual Result at Year End 2014 (Final Amended Budget) (E)	% Change Last Amended Budget vs. Projected Actual Result at Year End(Final Amended Budget [E / B - 1] (F)	2015 Proposed Budget (G)	% Change Projected Actual Result at Year End vs. Proposed Budget [G / E - 1] (H)
		2013	BUDGET LINE ITEM BUDGET SUMMARY FOR YEAR ENDING 2014 AND 2015 PROPOSED						2015 BUDGET	
			2014 BUDGET							
EXPENDITURES:										
CONSTRUCTION EXPENDITURES:										
65.075.4041	ENGINEERING FEES	$ 99,962	$ -	$ 1,000,000	$ -	$ 1,000,000	$ 1,000,000	0%	$ 1,450,000	45%
65.075.4046	PROFESSIONAL SERVICES	12,520	-	-	-	-	-	-	10,000	-
65.075.4086	ACQUISITION RIGHT OF WAY	-	-	-	-	-	-	-	125,000	-
65.075.4089	CONTRACT PAYMENTS	(0)	-	-	-	-	-	-	500,000	-
TOTAL CONSTRUCTION EXPENDITURES		**112,482**	**-**	**1,000,000**	**-**	**1,000,000**	**1,000,000**	**0%**	**2,085,000**	**109%**
OTHER FINANCING USES (TRANSFERS OUT):										
65.090.9008	TRANSFER OUT SALES & USE	-	-	-	-	-	-	-	-	-
65.090.9028	TRANSFER OUT ASCEN JAIL PROJ	-	-	-	-	-	-	-	-	-
65.090.9084	TRANSFER OUT UTILITIES FUND	-	-	-	-	-	-	-	-	-
TOTAL OTHER FINANCING USES		**-**	**-**	**-**	**-**	**-**	**-**	**-**	**-**	**-**
GRAND TOTAL EXPENDITURES & OTHER FINANCING USES		**$ 112,482**	**$ -**	**$ 1,000,000**	**$ -**	**$ 1,000,000**	**$ 1,000,000**	**0%**	**$ 2,085,000**	**109%**

FIRE DISTRICT #3 CONSTRUCTION FUND (83)
BUDGET SUMMARY

Description	2013 Actual	(A) 2014 Original Adopted Budget	(B) 2014 Last Amended Budget as of July 31, 2014	(C) Actual Year-to-Date as of: July 31, 2014	(D) Estimated Remaining for Year 2014	(E) Projected Actual Result at Year End 2014 (Final Amended Budget)	(F) % Change Last Amended Budget vs. Projected Actual Result at Year End(Final Amended Budget [E / B - 1]	(G) 2015 Proposed Budget	(H) % Change Projected Actual Result at Year End vs. Proposed Budget [G / E - 1]
		BUDGET SUMMARY BUDGET SUMMARY FOR YEAR ENDING 2014 AND 2015 PROPOSED							
	2013	2014 BUDGET						2015 BUDGET	
BEGINNING FUND BALANCE:	**$ 256,379**	**$ 399,650**	**$ 399,650**	**$ 399,650**	**$ 399,650**	**$ 399,650**	**0%**	**$ 399,650**	**0%**
REVENUES:									
MISCELLANEOUS	138	500	500	-	-	-	-	-	-
OTHER FINANCING SOURCES (TRANSFERS IN)	1,345,500	40,000	40,000	40,000	236,500	276,500	591%	1,540,000	457%
GRAND TOTAL REVENUES & OTHER FINANCING SOURCES	**1,345,638**	**40,500**	**40,500**	**40,000**	**236,500**	**276,500**	**583%**	**1,540,000**	**457%**
EXPENDITURES:									
CONSTRUCTION EXPENDITURES:	1,202,367	40,000	40,000	167,119	109,381	276,500	591%	1,540,000	457%
GRAND TOTAL EXPENDITURES & OTHER FINANCING USES	**1,202,367**	**40,000**	**40,000**	**167,119**	**109,381**	**276,500**	**591%**	**1,540,000**	**457%**
EXCESS (DEFICIENCY) OF CURRENT REVENUES OVER EXPENDITURES	**143,271**	**500**	**500**	**(127,119)**	**127,119**	**-**	**-100%**	**-**	**-**
ENDING FUND BALANCE:	**$ 399,650**	**$ 400,150**	**$ 400,150**	**$ 272,531**	**$ 526,770**	**$ 399,650**	**0%**	**$ 399,650**	**0%**

FIRE DISTRICT #3 CONSTRUCTION (83)
REVENUE BUDGET

Account Number	Description	2013 Actual	BUDGET LINE ITEM BUDGET SUMMARY FOR YEAR ENDING 2014 AND 2015 PROPOSED							
		2013	2014 BUDGET						2015 BUDGET	
			(A)	(B)	(C)	(D)	(E)	(F)	(G)	(H)
			2014 Original Adopted Budget	2014 Last Amended Budget as of July 31, 2014	Actual Year-to-Date as of: July 31, 2014	Estimated Remaining for Year 2014	Projected Actual Result at Year End 2014 (Final Amended Budget)	% Change Last Amended Budget vs. Projected Actual Result at Year End(Final Amended Budget [E / B - 1]	2015 Proposed Budget	% Change Projected Actual Result at Year End vs. Proposed Budget [G / E - 1]
REVENUES:										
MISCELLANEOUS										
83.035.3081	INTEREST EARNINGS	$ 138	$ 500	$ 500	$ -	$ -	$ -	-100%	$ -	-
TOTAL MISCELLANEOUS		**138**	**500**	**500**	**-**	**-**	**-**	**-**	**-**	**-**
OTHER FINANCING SOURCES (TRANSFERS IN)										
83.095.9577	TRANSFER IN F.D.#3	1,345,500	40,000	40,000	40,000	236,500	276,500	591%	1,540,000	457%
TOTAL OTHER FINANCING SOURCES		**1,345,500**	**40,000**	**40,000**	**40,000**	**236,500**	**276,500**	**591%**	**1,540,000**	**457%**
GRAND TOTAL REVENUES & OTHER FINANCING SOURCES		**$ 1,345,638**	**$ 40,500**	**$ 40,500**	**$ 40,000**	**$ 236,500**	**$ 276,500**	**583%**	**$ 1,540,000**	**457%**

FIRE DISTRICT #3 CONSTRUCTION (83)
EXPENDITURE BUDGET

			BUDGET LINE ITEM BUDGET SUMMARY FOR YEAR ENDING 2014 AND 2015 PROPOSED							
		2013	2014 BUDGET						2015 BUDGET	
			(A)	(B)	(C)	(D)	(E)	(F)	(G)	(H)
Account Number	Description	2013 Actual	2014 Original Adopted Budget	2014 Last Amended Budget as of July 31, 2014	Actual Year-to-Date as of: July 31, 2014	Estimated Remaining for Year 2014	Projected Actual Result at Year End 2014 (Final Amended Budget)	% Change Last Amended Budget vs. Projected Actual Result at Year End(Final Amended Budget [E / B - 1]	2015 Proposed Budget	% Change Projected Actual Result at Year End vs. Proposed Budget [G / E - 1]
EXPENDITURES:										
CONSTRUCTION EXPENDITURES:										
83.052.4044	ARCHITECT & LANDSCAPE SERV.	$ 46,024	$ -	$ -	$ 2,596	$ (2,596)	$ -	-	$ -	-
83.052.4046	PROFESSIONAL SERVICES	-	40,000	40,000	-	45,000	45,000	13%	154,000	242%
83.052.4089	CONTRACT PAYMENTS	1,156,343	-	-	164,523	66,977	231,500	-	1,386,000	-
TOTAL CONSTRUCTION EXPENDITURES		**1,202,367**	**40,000**	**40,000**	**167,119**	**109,381**	**276,500**	**591%**	**1,540,000**	**457%**
GRAND TOTAL EXPENDITURES & OTHER FINANCING USES		**$ 1,202,367**	**$ 40,000**	**$ 40,000**	**$ 167,119**	**$ 109,381**	**$ 276,500**	**591%**	**$ 1,540,000**	**457%**

COMMUNITY DEVELOPMENT BLOCK GRANT FUND (85)
BUDGET SUMMARY

Description	2013 Actual	2014 Original Adopted Budget (A)	2014 Last Amended Budget as of July 31, 2014 (B)	Actual Year-to-Date as of: July 31, 2014 (C)	Estimated Remaining for Year 2014 (D)	Projected Actual Result at Year End 2014 (Final Amended Budget) (E)	% Change Last Amended Budget vs. Projected Actual Result at Year End(Final Amended Budget [E / B - 1] (F)	2015 Proposed Budget (G)	% Change Projected Actual Result at Year End vs. Proposed Budget [G / E - 1] (H)
		BUDGET SUMMARY BUDGET SUMMARY FOR YEAR ENDING 2014 AND 2015 PROPOSED							
	2013	2014 BUDGET						2015 BUDGET	
BEGINNING FUND BALANCE:	**$ 31,930**	**$ 378,997**	**$ 378,997**	**$ 378,997**	**$ 378,997**	**$ 378,997**	**0%**	**$ 58,497**	**-85%**
REVENUES:									
MISCELLANEOUS	443,112	1,255,000	1,255,000	6,739	227,261	234,000	-81%	972,500	316%
OTHER FINAN SOURCES (TRANSFERS IN)	-	-	-	-	-	-	-	-	-
GRAND TOTAL REVENUES & OTHER FINANCING SOURCES	**443,112**	**1,255,000**	**1,255,000**	**6,739**	**227,261**	**234,000**	**-81%**	**972,500**	**316%**
EXPENDITURES:									
CONSTRUCTION EXPENDITURES:	96,045	1,255,000	1,255,000	165,739	388,761	554,500	-56%	825,000	49%
OTHER FINANCING USES (TRANSFERS OUT)	-	450,000	450,000	-	-	-	-100%	-	-
GRAND TOTAL EXPENDITURES & OTHER FINANCING USES	**96,045**	**1,705,000**	**1,705,000**	**165,739**	**388,761**	**554,500**	**-67%**	**825,000**	**49%**
EXCESS (DEFICIENCY) OF CURRENT REVENUES OVER EXPENDITURES	**347,067**	**(450,000)**	**(450,000)**	**(159,001)**	**(161,499)**	**(320,500)**	**-29%**	**147,500**	**-146%**
ENDING FUND BALANCE:	**$ 378,997**	**$ (71,003)**	**$ (71,003)**	**$ 219,996**	**$ 217,497**	**$ 58,497**	**-182%**	**$ 205,997**	**252%**

Explanation of Fund Balance Change in Excess of 10%: Change in Fund Balance is due to completion of the Community Development Block Grant projects in 2014; however, the grant revenue reimbursements were not received until 2015. The funding for these projects is from the Community Development Block Grant .

COMMUNITY DEVELOPMENT BLOCK GRANT (85)
REVENUE BUDGET

Account Number	Description	2013 Actual	2014 Original Adopted Budget (A)	2014 Last Amended Budget as of July 31, 2014 (B)	Actual Year-to-Date as of: July 31, 2014 (C)	Estimated Remaining for Year 2014 (D)	Projected Actual Result at Year End 2014 (Final Amended Budget) (E)	% Change Last Amended Budget vs. Projected Actual Result at Year End(Final Amended Budget [E / B - 1] (F)	2015 Proposed Budget (G)	% Change Projected Actual Result at Year End vs. Proposed Budget [G / E - 1] (H)
		2013	BUDGET LINE ITEM BUDGET SUMMARY FOR YEAR ENDING 2014 AND 2015 PROPOSED						2015 BUDGET	
			2014 BUDGET							
REVENUES:										
MISCELLANEOUS										
85.037.3275	LRA-CDBG GRANT	$ 443,112	$ 1,255,000	$ 1,255,000	$ 6,739	$ 227,261	$ 234,000	-81%	$ 972,500	316%
TOTAL MISCELLANEOUS		**443,112**	**1,255,000**	**1,255,000**	**6,739**	**227,261**	**234,000**	**-81%**	**972,500**	**316%**
OTHER FINANCING SOURCES (TRANSFERS IN)										
85.095.9502	TRANSFER IN GENERAL FUND	-	-	-	-	-	-	-	-	-
85.095.9508	TRANSFER IN SALES & USE	-	-	-	-	-	-	-	-	-
TOTAL OTHER FINANCING SOURCES		**-**	**-**	**-**	**-**	**-**	**-**	**-**	**-**	**-**
GRAND TOTAL REVENUES & OTHER FINANCING SOURCES		**$ 443,112**	**$ 1,255,000**	**$ 1,255,000**	**$ 6,739**	**$ 227,261**	**$ 234,000**	**-81%**	**$ 972,500**	**316%**

COMMUNITY DEVELOPMENT BLOCK GRANT (85)
EXPENDITURE BUDGET

Account Number	Description	2013 Actual	2014 Original Adopted Budget (A)	2014 Last Amended Budget as of July 31, 2014 (B)	Actual Year-to-Date as of: July 31, 2014 (C)	Estimated Remaining for Year 2014 (D)	Projected Actual Result at Year End 2014 (Final Amended Budget) (E)	% Change Last Amended Budget vs. Projected Actual Result at Year End(Final Amended Budget [E / B - 1] (F)	2015 Proposed Budget (G)	% Change Projected Actual Result at Year End vs. Proposed Budget [G / E - 1] (H)
		2013	BUDGET LINE ITEM BUDGET SUMMARY FOR YEAR ENDING 2014 AND 2015 PROPOSED						2015 BUDGET	
			2014 BUDGET							
EXPENDITURES:										
CONSTRUCTION EXPENDITURES:										
85.494.4000	ADMINISTRATION	$ -	$ -	$ -	$ 74	$ 12,926	$ 13,000	-	$ 40,000	208%
85.494.4384	CDBG-GONZALES POLICE STATION	2,382	-	-	-	-	-	-	-	-
85.494.4385	CDBG-SORRENTO CC	24,938	500,000	500,000	980	69,020	70,000	-86%	515,000	636%
85.494.4386	CDBG-LEMANN CENTER IMPROV	19,427	-	-	362	(362)	-	-	-	-
85.494.4387	CDBG-DVILLE DPW BUILDING	22,213	485,000	485,000	164,323	307,177	471,500	-3%	-	-100%
85.494.4389	CDBG-HOUSING REHABILITATION	-	270,000	270,000	-	-	-	-100%	270,000	-
85.494.4393	CDBG-SORRENTO SEWER IMPROV	4,050	-	-	-	-	-	-	-	-
85.494.4394	CDBG-DVILLE SEWER IMPROVE	23,035	-	-	-	-	-	-	-	-
TOTAL CONSTRUCTION EXPENDITURES		**96,045**	**1,255,000**	**1,255,000**	**165,739**	**388,761**	**554,500**	**-56%**	**825,000**	**49%**
OTHER FINANCING USES (TRANSFERS OUT):										
85.090.9008	TRANSFER OUT SALES & USE	-	450,000	450,000	-	-	-	-100%	-	-
TOTAL OTHER FINANCING USES		**-**	**450,000**	**450,000**	**-**	**-**	**-**	**-100%**	**-**	**-**
GRAND TOTAL EXPENDITURES & OTHER FINANCING USES		**$ 96,045**	**$ 1,705,000**	**$ 1,705,000**	**$ 165,739**	**$ 388,761**	**$ 554,500**	**-67%**	**$ 825,000**	**49%**

HAZARD MITIGATION GRANT FUND (86)
BUDGET SUMMARY

Description	2013 Actual	2014 Original Adopted Budget (A)	2014 Last Amended Budget as of July 31, 2014 (B)	Actual Year-to-Date as of: July 31, 2014 (C)	Estimated Remaining for Year 2014 (D)	Projected Actual Result at Year End 2014 (Final Amended Budget) (E)	% Change Last Amended Budget vs. Projected Actual Result at Year End(Final Amended Budget [E / B - 1] (F)	2015 Proposed Budget (G)	% Change Projected Actual Result at Year End vs. Proposed Budget [G / E - 1] (H)
		BUDGET SUMMARY BUDGET SUMMARY FOR YEAR ENDING 2014 AND 2015 PROPOSED							
	2013	2014 BUDGET						2015 BUDGET	
BEGINNING FUND BALANCE:	$ -	$ 63,549	$ 63,549	$ 63,549	$ 63,549	$ 63,549	0%	$ 63,549	0%
REVENUES:									
INTERGOVERNMENTAL GRANTS	-	1,097,000	1,097,000	-	-	-	-100%	1,097,000	-
OTHER FINAN SOURCES (TRANSFERS IN)	200,000	-	-	-	966,000	966,000	-	-	-100%
GRAND TOTAL REVENUES & OTHER FINANCING SOURCES	**200,000**	**1,097,000**	**1,097,000**	**-**	**966,000**	**966,000**	**-12%**	**1,097,000**	**14%**
EXPENDITURES:									
CONSTRUCTION EXPENDITURES	136,452	702,500	702,500	10,482	955,518	966,000	38%	-	-100%
TRANSFERS OUT	-	394,500	394,500	-	-	-	-100%	966,000	-
GRAND TOTAL EXPENDITURES & OTHER FINANCING USES	**136,452**	**1,097,000**	**1,097,000**	**10,482**	**955,518**	**966,000**	**-12%**	**966,000**	**0%**
EXCESS (DEFICIENCY) OF CURRENT REVENUES OVER EXPENDITURES	**63,549**	**-**	**-**	**(10,482)**	**10,482**	**-**	**-**	**131,000**	**-**
ENDING FUND BALANCE:	**$ 63,549**	**$ 63,549**	**$ 63,549**	**$ 53,066**	**$ 74,031**	**$ 63,549**	**0%**	**$ 194,549**	**206%**

Explanation of Change in Fund Balance in Excess of 10%: Change in Fund Balance is due to the completion of the Hazard Mitigation Grant expenditures in 2014; however, the grant revenue reimbursement was not received until 2015.

HAZARD MITIGATION GRANT FUND (86)
REVENUE BUDGET

			BUDGET LINE ITEM BUDGET SUMMARY FOR YEAR ENDING 2014 AND 2015 PROPOSED							
		2013	2014 BUDGET						2015 BUDGET	
			(A)	(B)	(C)	(D)	(E)	(F)	(G)	(H)
Account Number	Description	2013 Actual	2014 Original Adopted Budget	2014 Last Amended Budget as of July 31, 2014	Actual Year-to-Date as of: July 31, 2014	Estimated Remaining for Year 2014	Projected Actual Result at Year End 2014 (Final Amended Budget)	% Change Last Amended Budget vs. Projected Actual Result at Year End(Final Amended Budget [E / B - 1]	2015 Proposed Budget	% Change Projected Actual Result at Year End vs. Proposed Budget [G / E - 1]
REVENUES:										
INTERGOVERNMENTAL GRANTS										
86.037.3278	FEMA-HAZARD MITIGATION GRANT	$ -	$ 1,097,000	$ 1,097,000	$ -	$ -	$ -	-100%	$ 1,097,000	-
TOTAL MISCELLANEOUS		**-**	**1,097,000**	**1,097,000**	**-**	**-**	**-**	**-100%**	**1,097,000**	**-**
OTHER FINANCING SOURCES (TRANSFERS IN)										
86.095.9508	TRANSFER IN SALES & USE	200,000	-	-	-	966,000	966,000	-	-	-100%
TOTAL OTHER FINANCING SOURCES		**200,000**	**-**	**-**	**-**	**966,000**	**966,000**	**-**	**-**	**-**
GRAND TOTAL REVENUES & OTHER FINANCING SOURCES		**$ 200,000**	**$ 1,097,000**	**$ 1,097,000**	**$ -**	**$ 966,000**	**$ 966,000**	**-12%**	**$ 1,097,000**	**14%**

HAZARD MITIGATION GRANT FUND (86)
EXPENDITURE BUDGET

			BUDGET LINE ITEM BUDGET SUMMARY FOR YEAR ENDING 2014 AND 2015 PROPOSED							
		2013	2014 BUDGET						2015 BUDGET	
			(A)	(B)	(C)	(D)	(E)	(F)	(G)	(H)
Account Number	Description	2013 Actual	2014 Original Adopted Budget	2014 Last Amended Budget as of July 31, 2014	Actual Year-to-Date as of: July 31, 2014	Estimated Remaining for Year 2014	Projected Actual Result at Year End 2014 (Final Amended Budget)	% Change Last Amended Budget vs. Projected Actual Result at Year End(Final Amended Budget [E / B - 1]	2015 Proposed Budget	% Change Projected Actual Result at Year End vs. Proposed Budget [G / E - 1]
EXPENDITURES:										
CONSTRUCTION EXPENDITURES:										
86.494.4078	APPROPRIATIONS & GRANTS	$ 136,452	$ 702,500	$ 702,500	$ 10,482	$ 955,518	$ 966,000	38%	$ -	-100%
TOTAL CONSTRUCTION EXPENDITURES		**136,452**	**702,500**	**702,500**	**10,482**	**955,518**	**966,000**	**38%**	**-**	**-100%**
OTHER FINANCING USES (TRANSFERS OUT):										
86.090.9008	TRANSFER OUT SALES & USE	-	394,500	394,500	-	-	-	-100%	966,000	-
TOTAL OTHER FINANCING USES		**-**	**394,500**	**394,500**	**-**	**-**	**-**	**-100%**	**966,000**	**-**
GRAND TOTAL EXPENDITURES & OTHER FINANCING USES		**$ 136,452**	**$ 1,097,000**	**$ 1,097,000**	**$ 10,482**	**$ 955,518**	**$ 966,000**	**-12%**	**$ 966,000**	**0%**

OAK GROVE CONSTRUCTION FUND (88)
BUDGET SUMMARY

Description	2013 Actual	2014 Original Adopted Budget (A)	2014 Last Amended Budget as of July 31, 2014 (B)	Actual Year-to-Date as of: July 31, 2014 (C)	Estimated Remaining for Year 2014 (D)	Projected Actual Result at Year End 2014 (Final Amended Budget) (E)	% Change Last Amended Budget vs. Projected Actual Result at Year End(Final Amended Budget [E / B - 1] (F)	2015 Proposed Budget (G)	% Change Projected Actual Result at Year End vs. Proposed Budget [G / E - 1] (H)
		BUDGET SUMMARY BUDGET SUMMARY FOR YEAR ENDING 2014 AND 2015 PROPOSED							
	2013	2014 BUDGET						2015 BUDGET	
BEGINNING FUND BALANCE:	**$ 77,908**	**$ 47,974**	**$ 47,974**	**$ 47,974**	**$ 47,974**	**$ 47,974**	**0%**	**$ 41,474**	**-14%**
REVENUES:									
INTERGOVERNMENTAL	-	295,000	295,000	13,700	57,300	71,000	-76%	316,000	345%
MISCELLANEOUS	67	-	-	-	-	-	-	-	-
OTHER FINANCING SOURCES (TRANSFERS IN)	-	-	-	-	316,000	316,000	-	-	-100%
GRAND TOTAL REVENUES & OTHER FINANCING SOURCES	**67**	**295,000**	**295,000**	**13,700**	**373,300**	**387,000**	**31%**	**316,000**	**-18%**
EXPENDITURES:									
CONSTRUCTION EXPENDITURES	30,001	48,500	48,500	176,387	217,113	393,500	711%	-	-100%
OTHER FINANCING USES (TRANSFERS OUT)	-	232,000	232,000	-	-	-	-100%	316,000	-
GRAND TOTAL EXPENDITURES & OTHER FINANCING USES	**30,001**	**280,500**	**280,500**	**176,387**	**217,113**	**393,500**	**40%**	**316,000**	**-20%**
EXCESS (DEFICIENCY) OF CURRENT REVENUES OVER EXPENDITURES	**(29,934)**	**14,500**	**14,500**	**(162,687)**	**156,187**	**(6,500)**	**-145%**	**-**	**-100%**
ENDING FUND BALANCE:	**$ 47,974**	**$ 62,474**	**$ 62,474**	**$ (114,713)**	**$ 204,161**	**$ 41,474**	**-34%**	**$ 41,474**	**0%**

OAK GROVE CONSTRUCTION FUND (88)
REVENUE BUDGET

			BUDGET LINE ITEM BUDGET SUMMARY FOR YEAR ENDING 2014 AND 2015 PROPOSED							
		2013	2014 BUDGET						2015 BUDGET	
			(A)	(B)	(C)	(D)	(E)	(F)	(G)	(H)
Account Number	Description	2013 Actual	2014 Original Adopted Budget	2014 Last Amended Budget as of July 31, 2014	Actual Year-to-Date as of: July 31, 2014	Estimated Remaining for Year 2014	Projected Actual Result at Year End 2014 (Final Amended Budget)	% Change Last Amended Budget vs. Projected Actual Result at Year End(Final Amended Budget [E / B - 1]	2015 Proposed Budget	% Change Projected Actual Result at Year End vs. Proposed Budget [G / E - 1]
REVENUES:										
INTERGOVERNMENTAL										
88.033.3086	MISCELLANEOUS REVENUES	$ -	$ 295,000	$ 295,000	$ 13,700	$ 57,300	$ 71,000	-76%	$ 316,000	345%
TOTAL INTERGOVERNMENTAL		**-**	**295,000**	**295,000**	**13,700**	**57,300**	**71,000**	**-76%**	**$ 316,000**	**345%**
MISCELLANEOUS										
88.035.3081	INTEREST EARNINGS	67	-	-	-	-	-	-	-	-
TOTAL MISCELLANEOUS		**67**	**-**	**-**	**-**	**-**	**-**	**-**	**-**	**-**
OTHER FINANCING SOURCES (TRANSFERS IN)										
88.095.9513	TRANSFER IN RECREATION	-	-	-	-	316,000	316,000	-	-	-100%
TOTAL OTHER FINANCING SOURCES		**-**	**-**	**-**	**-**	**316,000**	**316,000**	**-**	**-**	**-100%**
GRAND TOTAL REVENUES & OTHER FINANCING SOURCES		**$ 67**	**$ 295,000**	**$ 295,000**	**$ 13,700**	**$ 373,300**	**$ 387,000**	**31%**	**$ 316,000**	**-18%**

OAK GROVE CONSTRUCTION FUND (88)
EXPENDITURE BUDGET

Account Number	Description	2013 Actual	2014 Original Adopted Budget (A)	2014 Last Amended Budget as of July 31, 2014 (B)	Actual Year-to-Date as of: July 31, 2014 (C)	Estimated Remaining for Year 2014 (D)	Projected Actual Result at Year End 2014 (Final Amended Budget) (E)	% Change Last Amended Budget vs. Projected Actual Result at Year End(Final Amended Budget [E / B - 1] (F)	2015 Proposed Budget (G)	% Change Projected Actual Result at Year End vs. Proposed Budget [G / E - 1] (H)
			BUDGET LINE ITEM BUDGET SUMMARY FOR YEAR ENDING 2014 AND 2015 PROPOSED							
		2013	2014 BUDGET						2015 BUDGET	
EXPENDITURES:										
CONSTRUCTION EXPENDITURES:										
88.080.4046	PROFESSIONAL SERVICES	$ 10,987	$ 2,500	$ 2,500	$ 5,350	$ 4,650	$ 10,000	300%	$ -	-100%
88.080.4078	APPROPRIATIONS & GRANTS	18,533	-	-	171,037	212,463	383,500	-	-	-100%
88.080.4089	CONTRACT PAYMENTS	482	46,000	46,000	-	-	-	-100%	-	-
TOTAL CONSTRUCTION EXPENDITURES		**30,001**	**48,500**	**48,500**	**176,387**	**217,113**	**393,500**	**711%**	**-**	**-100%**
OTHER FINANCING USES (TRANSFERS OUT):										
88.090.9013	TRANSFER OUT RECREATION	-	232,000	232,000	-	-	-	-100%	316,000	-
TOTAL OTHER FINANCING USES		**-**	**232,000**	**232,000**	**-**	**-**	**-**	**-100%**	**316,000**	**-**
GRAND TOTAL EXPENDITURES & OTHER FINANCING USES		**$ 30,001**	**$ 512,500**	**$ 512,500**	**$ 176,387**	**$ 217,113**	**$ 393,500**	**-23%**	**$ 316,000**	**-20%**

CDBG CONSTRUCTION FUND (89)
BUDGET SUMMARY

Description	2013 Actual	2014 Original Adopted Budget (A)	2014 Last Amended Budget as of July 31, 2014 (B)	Actual Year-to-Date as of: July 31, 2014 (C)	Estimated Remaining for Year 2014 (D)	Projected Actual Result at Year End 2014 (Final Amended Budget) (E)	% Change Last Amended Budget vs. Projected Actual Result at Year End(Final Amended Budget [E / B - 1] (F)	2015 Proposed Budget (G)	% Change Projected Actual Result at Year End vs. Proposed Budget [G / E - 1] (H)
		BUDGET SUMMARY BUDGET SUMMARY FOR YEAR ENDING 2014 AND 2015 PROPOSED							
	2013	2014 BUDGET						2015 BUDGET	
BEGINNING FUND BALANCE:	**$ 61,681**	**$ 25,043**	**$ 25,043**	**$ 25,043**	**$ 25,043**	**$ 25,043**	**0%**	**$ 338,043**	**1250%**
REVENUES:									
INTERGOVERNMENTAL	$ 14,388	$ 25,000	$ 25,000	$ 13,432	$ 68	$ 13,500	-	$ 25,000	85%
MISCELLANEOUS	430,920	7,850,000	7,850,000	145,367	(367)	145,000	-98%	8,100,000	5486%
OTHER FINAN SOURCES (TRANSFERS IN)	-	-	253,000	-	253,000	253,000	0%	-	-100%
GRAND TOTAL REVENUES & OTHER FINANCING SOURCES	**445,308**	**7,875,000**	**8,128,000**	**158,799**	**252,701**	**411,500**	**-95%**	**8,125,000**	**1874%**
EXPENDITURES:									
CONSTRUCTION EXPENDITURES	481,946	7,625,000	7,878,000	(24,127)	122,627	98,500	-99%	8,100,000	8123%
TRANSFERS OUT	-	250,000	250,000	-	-	-	-100%	-	-
GRAND TOTAL EXPENDITURES & OTHER FINANCING USES	**481,946**	**7,875,000**	**8,128,000**	**(24,127)**	**122,627**	**98,500**	**-99%**	**8,100,000**	**8123%**
EXCESS (DEFICIENCY) OF CURRENT REVENUES OVER EXPENDITURES	**(36,638)**	**-**	**-**	**182,926**	**130,074**	**313,000**	**0%**	**25,000**	**-92%**
ENDING FUND BALANCE:	**$ 25,043**	**$ 25,043**	**$ 25,043**	**$ 207,969**	**$ 155,117**	**$ 338,043**	**1250%**	**$ 363,043**	**7%**

COMMUNITY DEVELOPEMENT BLOCK GRANT CONSTRUCTION (89)
REVENUE BUDGET

			BUDGET LINE ITEM BUDGET SUMMARY FOR YEAR ENDING 2014 AND 2015 PROPOSED							
		2013	2014 BUDGET						2015 BUDGET	
			(A)	(B)	(C)	(D)	(E)	(F)	(G)	(H)
Account Number	Description	2013 Actual	2014 Original Adopted Budget	2014 Last Amended Budget as of July 31, 2014	Actual Year-to-Date as of: July 31, 2014	Estimated Remaining for Year 2014	Projected Actual Result at Year End 2014 (Final Amended Budget)	% Change Last Amended Budget vs. Projected Actual Result at Year End(Final Amended Budget [E / B - 1]	2015 Proposed Budget	% Change Projected Actual Result at Year End vs. Proposed Budget [G / E - 1]
REVENUES:										
INTERGOVERNMENTAL										
89.033.3189	MISC REVENUE-REIM GRANT ADMI	$ 14,388	$ 25,000	$ 25,000	$ 13,432	$ 68	$ 13,500	-46%	$ 25,000	85%
TOTAL INTERGOVERNMENTAL		**14,388**	**25,000.00**	**$ 25,000**	**$ 13,432**	**$ 68**	**$ 13,500**	**-46%**	**$ 25,000**	**85%**
INTERGOVERNMENTAL GRANTS										
89.037.3275	LRA-CDBG GRANT	430,920	7,850,000	7,850,000	145,367	(367)	145,000	-98%	8,100,000	5486%
TOTAL MISCELLANEOUS		**430,920**	**7,850,000**	**7,850,000**	**145,367**	**(367)**	**145,000**	**-98%**	**8,100,000**	**5486%**
OTHER FINANCING SOURCES (TRANSFERS IN)										
89.095.9589	TRANSFER IN ACUD #2	-	-	253,000	-	253,000	253,000	0%	-	-100%
TOTAL OTHER FINANCING SOURCES		**-**	**-**	**253,000**	**-**	**253,000**	**253,000**	**0%**	**-**	**-100%**
GRAND TOTAL REVENUES & OTHER FINANCING SOURCES		**$ 445,308**	**$ 7,875,000**	**$ 8,128,000**	**$ 158,799**	**$ 252,701**	**$ 411,500**	**-95%**	**$ 8,125,000**	**1874%**

COMMUNITY DEVELOPEMENT BLOCK GRANT CONSTRUCTION (89)
EXPENDITURE BUDGET

			BUDGET LINE ITEM BUDGET SUMMARY FOR YEAR ENDING 2014 AND 2015 PROPOSED							
		2013	2014 BUDGET						2015 BUDGET	
			(A)	(B)	(C)	(D)	(E)	(F)	(G)	(H)
Account Number	Description	2013 Actual	2014 Original Adopted Budget	2014 Last Amended Budget as of July 31, 2014	Actual Year-to-Date as of: July 31, 2014	Estimated Remaining for Year 2014	Projected Actual Result at Year End 2014 (Final Amended Budget)	% Change Last Amended Budget vs. Projected Actual Result at Year End(Final Amended Budget [E / B - 1]	2015 Proposed Budget	% Change Projected Actual Result at Year End vs. Proposed Budget [G / E - 1]
EXPENDITURES:										
CONSTRUCTION EXPENDITURES:										
89.494.4000	ADMINISTRATION	$ 14,225	$ 25,000	$ 25,000	$ -	$ -	$ -	-100%	$ -	-
89.494.4382	CDBG-PURCHASE LA FAIRGROUND	4,792	-	-	-	-	-	-	-	-
89.494.4388	CDBG-LAMAR DIXON IMPROVEMENT	278,282	3,800,000	3,800,000	(13,700)	62,200	48,500	-99%	3,900,000	7941%
89.494.4390	CDBG-WST ASC. DRAINAGE STUDY	3,643	-	-	-	-	-	-	-	-
89.494.4392	CDBG-PARISH SEWER CONST	181,005	3,800,000	4,053,000	(10,428)	60,428	50,000	-99%	4,200,000	8300%
TOTAL CONSTRUCTION EXPENDITURES		**481,946**	**7,625,000**	**7,878,000**	**(24,127)**	**122,627**	**98,500**	**-99%**	**8,100,000**	**8123%**
OTHER FINANCING USES (TRANSFERS OUT):										
89.090.9008	TRANSFER OUT SALES & USE	-	250,000	250,000	-	-	-	-100%	-	-
TOTAL OTHER FINANCING USES		**-**	**250,000**	**250,000**	**-**	**-**	**-**	**-100%**	**-**	**-**
GRAND TOTAL EXPENDITURES & OTHER FINANCING USES		**$ 481,946**	**$ 7,875,000**	**$ 8,128,000**	**$ (24,127)**	**$ 122,627**	**$ 98,500**	**-99%**	**$ 8,100,000**	**8123%**

PARK CONSTRUCTION FUND (90)
BUDGET SUMMARY

Description	2013 Actual	2014 Original Adopted Budget (A)	2014 Last Amended Budget as of July 31, 2014 (B)	Actual Year-to-Date as of: July 31, 2014 (C)	Estimated Remaining for Year 2014 (D)	Projected Actual Result at Year End 2014 (Final Amended Budget) (E)	% Change Last Amended Budget vs. Projected Actual Result at Year End(Final Amended Budget [E / B - 1] (F)	2015 Proposed Budget (G)	% Change Projected Actual Result at Year End vs. Proposed Budget [G / E - 1] (H)
		BUDGET SUMMARY BUDGET SUMMARY FOR YEAR ENDING 2014 AND 2015 PROPOSED							
	2013	2014 BUDGET						2015 BUDGET	
BEGINNING FUND BALANCE:	**$ 17,937**	**$ 118,026**	**$ 118,026**	**$ 118,026**	**$ 118,026**	**$ 118,026**	**0%**	**$ 118,026**	**0%**
REVENUES:									
INTERGOVERNMENTAL	-	-	-	-	-	-	-	1,250,000	-
MISCELLANEOUS	89	-	-	-	-	-	-	-	-
OTHER FINANCING SOURCES (TRANSFERS IN)	100,000	525,000	525,000	-	150,000	150,000	-71%	450,000	200%
GRAND TOTAL REVENUES & OTHER FINANCING SOURCES	**100,089**	**525,000**	**525,000**	**-**	**150,000**	**150,000**	**-71%**	**1,700,000**	**1033%**
EXPENDITURES:									
CONSTRUCTION EXPENDITURES:	-	525,000	525,000	37,686	112,315	150,000	-71%	1,800,000	1100%
GRAND TOTAL EXPENDITURES & OTHER FINANCING USES	**-**	**525,000**	**525,000**	**37,686**	**112,315**	**150,000**	**-71%**	**1,800,000**	**1100%**
EXCESS (DEFICIENCY) OF CURRENT REVENUES OVER EXPENDITURES	**100,089**	**-**	**-**	**(37,686)**	**37,686**	**-**	**0%**	**(100,000)**	**-**
ENDING FUND BALANCE:	**$ 118,026**	**$ 118,026**	**$ 118,026**	**$ 80,340**	**$ 155,711**	**$ 118,026**	**0%**	**$ 18,026**	**-85%**

PARK CONSTRUCTION (90)
REVENUE BUDGET

Account Number	Description	2013 Actual	2014 Original Adopted Budget (A)	2014 Last Amended Budget as of July 31, 2014 (B)	Actual Year-to-Date as of: July 31, 2014 (C)	Estimated Remaining for Year 2014 (D)	Projected Actual Result at Year End 2014 (Final Amended Budget) (E)	% Change Last Amended Budget vs. Projected Actual Result at Year End(Final Amended Budget [E / B - 1] (F)	2015 Proposed Budget (G)	% Change Projected Actual Result at Year End vs. Proposed Budget [G / E - 1] (H)
			BUDGET LINE ITEM BUDGET SUMMARY FOR YEAR ENDING 2014 AND 2015 PROPOSED							
		2013	2014 BUDGET						2015 BUDGET	
REVENUES:										
INTERGOVERNMENTAL										
90.033.3050	GRANTS	$ -	$ -	$ -	$ -	$ -	$ -	0%	$ 1,250,000	-
TOTAL INTERGOVERNMENTAL		**-**	**-**	**-**	**-**	**-**	**-**	**0%**	**1,250,000**	**-**
MISCELLANEOUS										
90.035.3081	INTEREST EARNINGS	89	-	-	-	-	-	0%	-	-
TOTAL MISCELLANEOUS		**89**	**-**	**-**	**-**	**-**	**-**	**0%**	**-**	**-**
OTHER FINANCING SOURCES (TRANSFERS IN)										
90.095.9513	TRANSFER IN RECREATION	100,000	525,000	525,000	-	150,000	150,000	-71%	450,000	200%
TOTAL OTHER FINANCING SOURCES		**100,000**	**525,000**	**525,000**	**-**	**150,000**	**150,000**	**-71%**	**450,000**	**200%**
GRAND TOTAL REVENUES & OTHER FINANCING SOURCES		**$ 100,089**	**$ 525,000**	**$ 525,000**	**$ -**	**$ 150,000**	**$ 150,000**	**-71%**	**$ 450,000**	**200%**

PARK CONSTRUCTION (90)
EXPENDITURE BUDGET

			BUDGET LINE ITEM BUDGET SUMMARY FOR YEAR ENDING 2014 AND 2015 PROPOSED							
		2013	2014 BUDGET						2015 BUDGET	
			(A)	(B)	(C)	(D)	(E)	(F)	(G)	(H)
Account Number	Description	2013 Actual	2014 Original Adopted Budget	2014 Last Amended Budget as of July 31, 2014	Actual Year-to-Date as of: July 31, 2014	Estimated Remaining for Year 2014	Projected Actual Result at Year End 2014 (Final Amended Budget)	% Change Last Amended Budget vs. Projected Actual Result at Year End(Final Amended Budget [E / B - 1]	2015 Proposed Budget	% Change Projected Actual Result at Year End vs. Proposed Budget [G / E - 1]
EXPENDITURES:										
CONSTRUCTION EXPENDITURES:										
90.080.4041	ENGINEERING FEES	$ -	$ -	$ -	$ 37,686	$ 12,315	$ 50,000	-	$ 50,000	0%
90.080.4046	PROFESSIONAL SERVICES	-	-	-	-	-	-	-	30,000	-
90.080.4078	APPROPRIATIONS & GRANTS	-	-	-	-	-	-	-	1,250,000	-
90.080.4089	CONTRACT PAYMENTS	-	525,000	525,000	-	100,000	100,000	-81%	470,000	370%
TOTAL CONSTRUCTION EXPENDITURES		**-**	**525,000**	**525,000**	**37,686**	**112,315**	**150,000**	**-71%**	**1,800,000**	**1100%**
GRAND TOTAL EXPENDITURES & OTHER FINANCING USES		**$ -**	**$ 525,000**	**$ 525,000**	**$ 37,686**	**$ 112,315**	**$ 150,000**	**-71%**	**$ 1,800,000**	**1100%**

LIGHTING DISTRICTS CONSTRUCTION FUND (94)
BUDGET SUMMARY

Description	2013 Actual	2014 Original Adopted Budget (A)	2014 Last Amended Budget as of July 31, 2014 (B)	Actual Year-to-Date as of: July 31, 2014 (C)	Estimated Remaining for Year 2014 (D)	Projected Actual Result at Year End 2014 (Final Amended Budget) (E)	% Change Last Amended Budget vs. Projected Actual Result at Year End(Final Amended Budget [E / B - 1] (F)	2015 Proposed Budget (G)	% Change Projected Actual Result at Year End vs. Proposed Budget [G / E - 1] (H)
		BUDGET SUMMARY BUDGET SUMMARY FOR YEAR ENDING 2014 AND 2015 PROPOSED							
	2013	2014 BUDGET						2015 BUDGET	
BEGINNING FUND BALANCE:	$ -	$ 50,015	$ 50,015	$ 50,015	$ 50,015	$ 50,015	100%	$ 15	-100%
REVENUES:									
MISCELLANEOUS	15	-	-	-	-	-	0%	-	-
OTHER FINANCING SOURCES (TRANSFERS IN)	50,000	900,000	900,000	-	900,000	900,000	0%	200,000	-78%
GRAND TOTAL REVENUES & OTHER FINANCING SOURCES	**50,015**	**900,000**	**900,000**	**-**	**900,000**	**900,000**	**0%**	**200,000**	-78%
EXPENDITURES:									
CONSTRUCTION EXPENDITURES:	-	900,000	900,000	90,662	859,338	950,000	6%	200,000	-79%
GRAND TOTAL EXPENDITURES & OTHER FINANCING USES	**-**	**900,000**	**900,000**	**90,662**	**859,338**	**950,000**	**6%**	**200,000**	-79%
EXCESS (DEFICIENCY) OF CURRENT REVENUES OVER EXPENDITURES	**50,015**	**-**	**-**	**(90,662)**	**40,662**	**(50,000)**	**0%**	**-**	**-100%**
ENDING FUND BALANCE:	$ 50,015	$ 50,015	$ 50,015	$ (40,647)	$ 90,677	$ 15	-100%	$ 15	0%

LIGHTING DISTRICTS CONSTRUCTION FUND (94)
REVENUE BUDGET

			BUDGET LINE ITEM BUDGET SUMMARY FOR YEAR ENDING 2014 AND 2015 PROPOSED							
		2013	2014 BUDGET						2015 BUDGET	
			(A)	(B)	(C)	(D)	(E)	(F)	(G)	(H)
Account Number	Description	2013 Actual	2014 Original Adopted Budget	2014 Last Amended Budget as of July 31, 2014	Actual Year-to-Date as of: July 31, 2014	Estimated Remaining for Year 2014	Projected Actual Result at Year End 2014 (Final Amended Budget)	% Change Last Amended Budget vs. Projected Actual Result at Year End(Final Amended Budget [E / B - 1]	2015 Proposed Budget	% Change Projected Actual Result at Year End vs. Proposed Budget [G / E - 1]
REVENUES:										
MISCELLANEOUS										
94.035.3081	INTEREST EARNINGS	15	-	-	-	-	-	-	-	-
TOTAL MISCELLANEOUS		**15**	**-**	**-**	**-**	**-**	**-**	**-**	**-**	**-**
OTHER FINANCING SOURCES (TRANSFERS IN)										
94.095.9521	TRANSFER IN LIGHT DIST #6	50,000	900,000	900,000	-	900,000	900,000	0%	200,000	-78%
TOTAL OTHER FINANCING SOURCES		**50,000**	**900,000**	**900,000**	**-**	**900,000**	**900,000**	0%	**200,000**	**-78%**
GRAND TOTAL REVENUES & OTHER FINANCING SOURCES		**$ 50,015**	**$ 900,000**	**$ 900,000**	**$ -**	**$ 900,000**	**$ 900,000**	0%	**$ 200,000**	**-78%**

LIGHTING DISTRICTS CONSTRUCTION FUND (94)
EXPENDITURE BUDGET

			BUDGET LINE ITEM BUDGET SUMMARY FOR YEAR ENDING 2014 AND 2015 PROPOSED							
		2013	2014 BUDGET						2015 BUDGET	
			(A)	(B)	(C)	(D)	(E)	(F)	(G)	(H)
Account Number	Description	2013 Actual	2014 Original Adopted Budget	2014 Last Amended Budget as of July 31, 2014	Actual Year-to-Date as of: July 31, 2014	Estimated Remaining for Year 2014	Projected Actual Result at Year End 2014 (Final Amended Budget)	% Change Last Amended Budget vs. Projected Actual Result at Year End(Final Amended Budget [E / B - 1]	2015 Proposed Budget	% Change Projected Actual Result at Year End vs. Proposed Budget [G / E - 1]
EXPENDITURES:										
CONSTRUCTION EXPENDITURES:										
94.064.4041	ENGINEERING FEES	-	150,000	150,000	90,400	68,600	159,000	6%	-	-100%
94.064.4046	PROFESSIONAL SERVICES	-	-	-	-	20,000	20,000	-	-	-100%
94.064.4089	CONTRACT PAYMENTS	-	750,000	750,000	262	770,738	771,000	3%	200,000	-74%
TOTAL CONSTRUCTION EXPENDITURES		**-**	**900,000**	**900,000**	**90,662**	**859,338**	**950,000**	6%	**200,000**	**-79%**
GRAND TOTAL EXPENDITURES & OTHER FINANCING USES		**$ -**	**$ 900,000**	**$ 900,000**	**$ 90,662**	**$ 859,338**	**$ 950,000**	6%	**$ 200,000**	**-79%**

PARISH OF ASCENSION
LOUISIANA

ASCENSION PARISH GOVERNMENT

GENERAL AND STATISTICAL INFORMATION

PARISH OF ASCENSION

LOUISIANA

GENERAL & STATISTICAL INFORMATION
TABLE OF CONTENTS

DESCRIPTION	PAGES
FINANCIAL TREND INFORMATION	
Changes in Net Assets, Last Nine Fiscal Years	337
Fund Balance of Governmental Funds, Last Ten Fiscal Years	338
Tax Revenues By Source, Governmental Funds, Last Ten Fiscal Years	339
REVENUE CAPACITY INFORMATION	
Assessed and Estimated Actual Value of Taxable Property,Last Ten Years	340
Property Tax Rates and Tax Levies, Direct and Overlapping Governments	341-343
Principal Property Taxpayers, Current Year and Nine Years Ago	344
Property Tax Levies and Collections, Last Ten Years	345
DEMOGRAPHIC AND ECONOMIC INFORMATION	
Demographic and Economic Statistics, Last Ten Calendar Years	346
Principle Employers, Current Year and Nine Years Ago	347
OPERATING INFORMATION	
Operating Indicators by Function/Program, Last Ten Fiscal Years	348
Capital Asset Statistics by Function/Program, Last Ten Fiscal Years	349
GRANT BUDGET-ALL FUNDS	350

PARISH OF ASCENSION

LOUISIANA

CHANGE IN NET POSITION
LAST TEN FISCAL YEARS

(accrual basis of accounting)
(in thousands)

	FISCAL YEAR									
	2013	2012	2011	2010	2009	2008	2007	2006	2005	2004
Net (expense)/revenue:										
Governmental activities	$(50,009)	$(52,767)	$(52,527)	$(45,378)	$(41,033)	$(34,561)	$(31,867)	$(10,194)	$ (29,329)	$ (35,104)
Business-type activities	(1,654)	(1,024)	(651)	1,435	(610)	(849)	(44)	(1,044)	885	39
Total primary government net revenue (expense)	$(51,663)	$(53,791)	$(53,178)	$(43,943)	$(41,643)	$(35,410)	$(31,911)	$(11,238)	$ (28,444)	$ (35,065)
General Revenues and Other Changes in Net Position										
Governmental activities										
Taxes:										
Property	$ 26,338	$ 23,489	$ 21,638	$ 18,566	$ 19,179	$ 17,741	$ 15,090	$ 13,528	$ 12,078	$ 10,256
Sales	47,074	38,617	34,998	33,047	32,996	35,563	31,144	28,157	23,505	19,969
Franchise	1,831	1,352	2,043	1,948	1,831	1,554	1,329	1,139	853	304
Unrestricted grants and contributions	674	998	795	816	906	591	665	579	760	745
Investment earnings	437	299	684	613	645	4,789	4,851	3,229	1,674	529
Gain on sale of capital assets	399	-	-	-	136	-	-	-	321	34
Proceeds from East Ascension Hospital	-	5,179	-	-	-	-	-	-	-	-
Transfers to other funds	(1,191)	(1,000)	(1,206)	(5,901)	(1,513)	(3,276)	(1,742)	(1,011)	(2,028)	(191)
Total governmental activities general revenues	75,562	68,934	58,952	49,089	54,180	56,962	51,337	45,621	37,163	31,646
Business-type activities										
Franchise and other taxes	417	401	-	-	-	-	-	-	-	-
Unrestricted grants and contributions	-	-	32	94	-	-	-	50	50	-
Investment earnings	41	20	43	34	20	91	12	5	1	-
Transfers from other funds	1,191	1,000	1,206	5,901	1,513	3,276	1,861	854	1,642	46
Total business-type activities general revenues	1,649	1,421	1,281	6,029	1,533	3,367	1,873	909	1,693	46
Total primary government general revenues	$ 77,211	$ 70,355	$ 60,233	$ 55,118	$ 55,713	$ 60,329	$ 53,210	$ 46,530	$ 38,856	$ 31,692
Change in Net Position										
Governmental activities	$ 25,553	$ 16,167	$ 6,425	$ 3,711	$ 13,147	$ 22,401	$ 19,470	$ 35,427	$ 7,834	$ (3,458)
Business-type activities	(5)	397	630	7,464	923	2,518	1,829	(135)	2,578	85
Total primary government net revenue (expense)	$ 25,548	$ 16,564	$ 7,055	$ 11,175	$ 14,070	$ 24,919	$ 21,299	$ 35,292	$ 10,412	$ (3,373)

PARISH OF ASCENSION

FUND BALANCES OF GOVERNMENTAL FUNDS
LAST TEN FISCAL YEARS

(modified accrual basis of accounting)
(in thousands)

	GENERAL FUND				ALL OTHER GOVERNMENTAL FUNDS			
	Restricted	Committed	Unassigned	Total	Non-spendable	Restricted*	Committed	Total all other Governmental Funds
2013	$ 123	$ 6,181	$ 16,776	$ 23,080	$ 44	$ 86,468	$ 42,923	$ 129,435
2012	123	5,096	13,959	19,178		86,048	42,292	128,340
2011	127	3,017	14,455	17,599		90,737	33,229	123,966
	Reserved	Unreserved	Total		Reserved*	Unreserved Reported in Special Revenue Funds	Unreserved Reported in Capital Project Funds	Total all other Govern-mental Funds
2010	99	1,997	2,096		2,488	62,749	73,300	138,537
2009	36	253	289		2,826	58,753	85,260	146,839
2008	-	758	758		3,447	48,123	95,449	147,019
2007	141	695	836		3,649	49,361	111,656	164,666
2006	151	628	779		5,317	35,995	47,015	88,327
2005	290	142	432		6,233	32,736	41,826	80,795
2004	247	69	316		7,351	25,323	31,729	64,403

*Includes Special Revenue, Capital Projects and Debt Service Funds.
All fund balances in Debt Service Funds are reserved to pay future debt service.

PARISH OF ASCENSION

TAX REVENUES BY SOURCE, GOVERNMENTAL FUNDS
LAST TEN FISCAL YEARS

(modified accrual basis of accounting)
(in thousands)

	Property Taxes	Sales Taxes	Franchise and Other Taxes	Total
2013	$ 26,338	$ 47,074	$ 1,831	$ 75,243
2012	23,489	38,617	1,352	63,458
2011	21,638	34,998	2,043	58,679
2010	18,566	33,047	1,948	53,561
2009	19,179	32,996	1,831	54,006
2008	17,741	35,563	1,554	54,858
2007	15,090	31,144	1,329	47,563
2006	13,528	28,157	1,139	42,824
2005	12,078	23,505	853	36,436
2004	10,256	19,969	304	30,529

PARISH OF ASCENSION

ASSESSED AND ESTIMATED ACTUAL VALUE OF TAXABLE PROPERTY
LAST TEN YEARS

Year	Real Property	Personal Property	Public Service Property	Less: Homestead Exempt Property	Total Taxable Assessed Value	Total Direct Tax Rate - Millages	Estimated Actual Value	Ratio of Total Taxable Assessed Value to Total Estimated Actual Value*
2013	$ 625,025,250	$ 544,012,540	$ 73,158,750	$ 206,669,700	$1,035,526,840	84.02	$10,169,637,767	10%
2012	592,888,010	490,284,170	70,327,620	201,515,874	951,983,926	84.02	9,478,751,713	10%
2011	562,831,510	443,327,360	65,350,080	196,396,390	875,112,560	84.02	8,845,231,153	10%
2010	548,565,650	394,699,490	60,481,460	190,169,730	813,576,870	74.02	8,358,912,273	10%
2009	524,979,780	405,443,640	81,376,580	184,660,360	825,292,820	74.02	8,278,261,720	10%
2008	503,353,710	375,024,640	78,421,700	178,983,840	777,849,320	74.02	7,847,388,167	10%
2007	434,281,910	349,676,450	72,454,880	169,306,150	685,983,670	74.02	6,963,814,953	10%
2006	363,574,730	344,281,050	62,023,740	157,850,180	609,007,960	74.03	6,179,049,260	10%
2005	299,045,460	301,314,400	60,196,670	146,939,850	513,616,950	74.03	5,240,003,947	10%
2004	270,301,420	288,485,650	56,763,920	132,825,530	478,075,100	64.03	4,853,307,547	10%

Source: Ascension Parish Tax Assessor
*Actual Valuation (Market Value) as Compared to Assessed Valuation

Residential properties are assessed at 10% of fair market value; other property and electric cooperative properties, excluding land are to be assessed at 15%; and public service properties, excluding land, are to be assessed at 25% of fair market value. The overall assessed value is estimated to be 14 - 15% if actual market value.

PARISH OF ASCENSION
LOUISIANA

PARISH OF ASCENSION

PROPERTY TAX RATES AND TAX LEVIES
DIRECT AND OVERLAPPING GOVERNMENTS (1)
LAST TEN YEARS

	PARISH DIRECT RATES					
Year	Operating	Drainage Districts	Lighting Districts	Health & Welfare	Library Maintenance	Fire Districts
			TAX RATES (mills per dollar)			
2013	2.86	15.00	31.00	5.50	6.80	20.00
2012	2.86	15.00	31.00	5.50	6.80	20.00
2011	2.86	15.00	31.00	5.50	6.80	20.00
2010	2.86	15.00	31.00	5.50	6.80	10.00
2009	2.86	15.00	31.00	5.50	6.80	10.00
2008	2.86	15.00	31.00	5.50	6.80	10.00
2007	2.86	15.00	31.00	5.50	6.80	10.00
2006	2.86	15.00	31.01	5.50	6.80	10.00
2005	2.86	15.00	31.01	5.50	6.80	10.00
2004	2.86	15.00	31.01	5.50	6.80	-
			TAX LEVIES			
2013	$ 2,792,655	$ 5,558,816	$ 747,559	$ 5,695,507	$ 4,349,212	$ 3,529,684
2012	2,576,289	5,127,433	690,572	5,263,159	6,507,046	3,376,619
2011	2,357,422	4,744,009	651,179	4,813,226	5,950,766	3,135,438
2010	2,181,932	4,443,509	639,227	4,474,778	5,532,324	1,547,475
2009	2,215,662	4,541,864	636,338	4,539,213	5,611,993	1,472,864
2008	2,083,800	4,184,683	564,956	4,278,089	5,289,151	1,394,101
2007	1,840,846	3,639,456	502,031	3,779,185	4,672,331	1,149,520
2006	1,635,699	3,225,737	448,377	3,349,617	4,141,254	999,429
2005	1,376,345	2,740,412	336,218	2,824,960	3,492,595	737,345
2004	1,275,569	2,562,644	296,993	2,629,474	3,250,909	-

Source: Ascension Parish Tax Assessor

The tax levies represent the original levy of the Assessor and exclude the homestead exemption amount.

All taxes are billed when assessment rolls are filed during the month of November of the current tax year. Taxes become delinquent on January 1 of the following year. Penalty for delinquent taxes is 1% per month. No discounts are allowed for taxes, and there are provision for partial payments.

The Sheriff, as provided by state law, is the official tax collector of general property taxes levied by the Parish and Parish special districts.

(Continued)

Total Direct	OVERLAPPING RATES River & Levee Districts	School Districts	Assessment District	Law Enforcement District	Total
		TAX RATES (mills per dollar)			
81.16	16.00	61.59	1.85	14.48	175.08
81.16	16.22	61.59	1.87	14.48	175.32
81.16	16.22	61.59	1.87	14.48	175.32
71.16	16.22	61.59	1.87	14.48	165.32
71.16	15.79	61.59	1.87	14.48	164.89
71.16	15.79	61.59	1.87	14.48	164.89
71.16	16.76	58.59	1.87	14.48	162.86
71.17	16.81	53.59	1.87	14.48	157.92
71.17	16.87	53.59	1.87	14.48	157.98
61.17	16.87	52.91	1.81	14.48	147.24
		TAX LEVIES			
$ 22,673,433	$ 4,040,418	$ 61,778,178	$ 1,915,757	$ 14,994,424	$ 105,402,210
23,541,118	3,829,237	58,936,731	1,789,452	13,856,177	101,952,715
21,652,040	3,508,726	53,898,298	1,636,473	12,671,626	93,367,163
18,819,245	3,276,546	50,108,314	1,521,400	11,780,590	85,506,095
19,017,935	3,325,696	50,829,899	1,543,311	11,950,238	86,667,079
17,794,780	3,136,173	47,905,812	1,454,528	11,262,777	81,554,070
15,583,369	2,875,484	40,257,685	1,284,897	9,949,310	69,950,745
13,800,113	2,588,824	32,636,816	1,138,850	8,818,434	58,983,037
11,507,875	2,126,903	27,524,806	960,469	7,437,174	49,557,227
10,015,589	1,957,009	25,295,038	865,320	6,922,528	45,055,484

(1) Not included are the following: Ascension Consolidated Utilities District No. 1, Forestry District, Prairieville Community Fire Fee, Prairieville Residential Fire Fee, and Louisiana Tax Commission Fees. These represent isolated areas that affect less than a majority of Parish residents.

PARISH OF ASCENSION

PRINCIPAL PROPERTY TAXPAYERS
CURRENT YEAR AND NINE YEARS AGO

		2013			2004		
Taxpayer	Type of Business	Assessed Valuation	Rank	Percentage of Total Assessed Valuation	Assessed Valuation	Rank	Percentage of Total Assessed Valuation
Shell Chemical Company	Chemicals	$ 90,464,860	1	8.74%	$ 42,619,050	2	8.91%
BASF Corporation	Chemicals	66,576,690	2	6.43%	50,022,810	1	10.46%
CF Industries, Inc.	Chemicals	39,087,820	3	3.77%	16,130,560	4	3.37%
Occidental Chemical Corp	Chemicals	30,588,770	4	2.95%	-		0.00%
Honeywell International	Chemicals	20,742,710	5	2.00%	-		0.00%
Lion Copolymer	Chemicals	16,843,030	6	1.63%	-		0.00%
PCS Nitrogen	Chemicals	16,684,310	7	1.61%	-		0.00%
Rubicon	Chemicals	15,834,210	8	1.53%	9,221,840	8	1.93%
Exxon Mobil Corporation	Pipelines	14,506,970	9	1.40%	8,737,610	9	1.83%
Huntsman International	Chemicals	13,883,550	10	1.34%	9,723,140	7	2.03%
Uniroyal Chemical Company	Chemicals			0.00%	21,457,910	3	4.49%
EATEL	Telephone	-		0.00%	12,933,320	5	2.71%
Vulcan Materials	Chemicals	-		0.00%	10,950,350	6	2.29%
Ormet Primary Aluminum	Chemicals	-		0.00%	7,370,750	10	1.54%
		$ 325,212,920		31.41%	$ 189,167,340		39.57%
2013 Taxable Assessed Value of Parish		$ 1,035,526,840					
2004 Taxable Assessed Value of Parish					$ 478,075,100		

Source: Ascension Parish Assessor's Office

PARISH OF ASCENSION

PROPERTY TAX LEVIES AND COLLECTIONS
LAST TEN YEARS

Year	(1) Total Tax Levy	(2) Collections		Percent of Levy Collected	(2) Prior Year Tax Collections	(2) Total Tax Collections	Ratio of Total Collections to Tax Levy
2013	$ 26,824,106	$ 26,222,524	(a)	97.76%	$ 417	$ 26,222,941	97.76%
2012	$ 23,927,887	$ 23,062,396		96.38%	$ 161,830	$ 23,224,226	97.06%
2011	22,027,614	21,447,905		97.37%	21,104	21,469,009	97.46%
2010	19,181,685	19,074,253		99.44%	11,458	19,085,711	99.50%
2009	19,366,471	19,038,889		98.31%	13,592	19,052,481	98.38%
2008	18,132,860	17,986,405		99.19%	142,516	18,128,920	99.98%
2007	15,904,655	15,833,115		99.55%	26,508	15,859,623	99.72%
2006	14,190,561	14,073,276		99.17%	16,833	14,090,109	99.29%
2005	12,107,147	11,744,868		97.01%	38,297	11,783,165	97.32%
2004	10,323,491	10,012,655		96.99%	19,567	10,032,222	97.18%

(1) Ascension Parish Tax Assesor's Office; Includes residential fire fee collected by Parish Fire Protection Districts that are included in property tax billings.

(2) Ascension Parish Sheriff's Office, Finance Office Collections report

(a) This reflects collections as of March 2014. Final collection amounts for 2013 will not be available until 2014 year end.

PARISH OF ASCENSION

DEMOGRAPHIC AND ECONOMIC STATISTICS
LAST TEN CALENDAR YEARS

Year	Population	(1) Personal Income	(1) Per Capita Personal Income	(1) Median Age	(2) Public School Enrollment	Ascension Parish Unemployment Rate	Labor Market Area Unemploymen Rate
2012	114,393	$ 3,221,306,880	$ 28,160	34.0	21,500	4.2	4.7
2012	112,286	3,116,610,216	27,756	34.3	21,167	4.8	5.6
2011	109,985	2,820,895,280	25,648	32.9	20,659	5.8	6.6
2010	107,215	2,873,790,860	26,804	33.0	20,163	6.4	7.1
2009	104,822	2,772,227,434	26,447	34.7	19,658	6.6	6.8
2008	102,461	2,729,253,657	26,637	32.5	19,303	4.5	4.9
2007	99,702	2,548,383,120	25,560	31.9	18,807	3.4	3.6
2006	97,335	2,260,410,705	23,223	32.7	18,408	3.4	3.6
2005	89,855	1,970,250,585	21,927	33.0	18,709	4.9	5.5
2004	86,085	2,374,052,130	27,578	32.5	16,511	5.0	5.1

Source: Ascension Economic Development Corp
(1) Source: US Census Bureau estimates.
(2) Source: Ascension Parish School Board

PARISH OF ASCENSION

PRINCIPAL EMPLOYERS
CURRENT YEAR AND NINE YEARS AGO

2013 (1)(2)		
Employer	Number of Employees	Percent of Total
Ascension Parish School Board	2,800	30.26%
BASF Corporation	1,000	10.81%
Hunstman Chemical Co, LLC	795	8.59%
St. Elizabeth Hospital	750	8.11%
Ascension Parish Government	744	8.04%
Kellogg Company	703	7.60%
Wal-Mart	700	7.57%
Shell Chemical Co.	610	6.59%
Volks Constructors	600	6.49%
Field Hospitality Group	550	5.94%
	9,252	100.00%

(1) Source: Ascension Economic Development Corp
(2) Data for 2004, or nine years ago, was not available.

PARISH OF ASCENSION

OPERATING INDICATORS BY FUNCTION/PROGRAM
LAST TEN FISCAL YEARS

	FISCAL YEAR									
	2013	2012	2011	2010	2009	2008	2007	2006	2005	2004
Function:										
Public Safety:										
Police:										
Physical arrests	4,342	4,157	4,450	4,598	4,746	3,601	3,268	3,343	2,561	2,939
Traffic violations	9,884	6,796	6,484	5,884	8,776	8,249	9,024	9,131	7,597	4,839
Service call responses	75,992	74,715	77,379	76,838	74,943	72,329	71,280	67,234	66,317	61,133
Fire:										
Number of responses	429	560	677	629	2,353	1,726	30	385	351	322
Number of emergency responses	5,184	4,002	3,585	3,176	3,545	3,171	379	969	1,078	1,879
Public Works:										
Building Permits:										
Residential (new)	811	817	603	657	745	538	878	1,706	1,521	1,167
Commercial	139	129	99	132	116	124	152	217	111	120
Transportation:										
Parish street maintenance program:										
Number of miles maintained	507	492	469	468	466	460	450	443	410	405
Rehab streets and roads (miles)	13.92	1.60	9.21	6.06	8.00	39.00	33.00	14.00	7.00	0.00
Sanitation:										
Wastewater:										
Number of users	505	474	514	504	487	401	362	348	343	339
Drainage:										
Miles of drainage ditches maintained	2,057	2,055	2,047	2,047	2,040	2,020	2,000	1,980	1,920	1,910
Culture-Recreation:										
Parks:										
Number of parks maintained	27	27	19	18	17	16	15	14	14	14
Libraries:										
Total registered borrowers	37,572	37,005	34,201	33,659	30,982	30,131	31,125	30,188	28,604	35,803
Total items circulated	416,341	459,688	402,964	410,737	365,153	359,224	340,395	341,911	310,481	321,803
Total reference questions answered	135,304	70,928	92,612	59,644	61,672	58,564	43,878	45,906	47,372	58,525

Source: Ascension Parish Government

PARISH OF ASCENSION

CAPITAL ASSET STATISTICS BY FUNCTION/PROGRAM
LAST TEN FISCAL YEARS

	FISCAL YEAR									
Major Programs	2013	2012	2011	2010	2009	2008	2007	2006	2005	2004
General Government										
Number of general government buildings (	23	22	21	21	21	20	19	18	18	17
Public Safety										
Number of fire stations	19	18	18	17	17	17	8	8	7	7
Fire trucks	56	55	57	54	54	52	50	50	49	49
Correction facilities	1	1	1	1	1	1	1	1	1	1
Transportation:										
Miles of streets	507	492	469	468	466	460	450	443	410	405
Number of bridges	136	136	136	136	136	136	136	134	134	134
Sanitation:										
Miles of sanitary sewers	14.3	14.3	14.3	14.3	11	11	9	9	9	9
Culture and Recreation										
Number of parks	27	27	19	18	17	16	15	14	14	14
Number of library branches	4	4	4	4	3	3	3	3	3	3
Number of community centers	5	5	5	4	5	4	4	4	4	4
Health and Welfare										
Number of health and welfare buildings	9	9	9	9	9	7	7	7	7	7

(1) Includes substations and police stations annexed to courthouses

Source: Ascension Parish Government

PARISH OF ASCENSION

2015 GRANT BUDGET

	GRANT TOTAL	2015 REVENUE	2015 EXPENDITURE
GENERAL FUND			
Fema-Retro Hardning	$ 295,202	$ 295,000	$ 295,000
2013 SHSP (State Homeland Security Program)	52,814		28,000
2014 EMPG	38,000	38,000	38,000
EPA LakePonchatrain	81,304	35,000	62,000
TOTAL GENERAL FUND	**467,320**	**368,000**	**423,000**
OAK GROVE CAPITAL OUTLAY			
Oak Grove Renovations	387,433	316,000	-
TOTAL OAK GROVE CAPITAL OUTLAY	**387,433**	**316,000**	**-**
HUD SECTION 8		**693,000**	**693,000**
HAZARD MITIGATION GRANT PROGRAM			
Lamar Dixon Generator Power	902,457	902,000	-
Lamar Dixon Retrofit/Safe Room	195,000	195,000	-
TOTAL HAZARD MITIGATION	1,097,457	1,097,000	-
2013/2014 LGAP			
Fans at Lamar Dixon	83,000	83,000	83,000
TOTAL 2013/2014 LGAP	**83,000**	**83,000**	**83,000**
COMMUNITY WATER ENRICHMENT			
Community Water Enrichment Grant	335,600	335,000	100,000
TOTAL COMMUNITY WATER ENRICHMENT	**335,600**	**335,000**	**100,000**
COMMUNITY DEVELOPMENT BLOCK GRANT	19,370,564		
LRA-CDBG GRANT			
Sorrento CC		515,000	515,000
Dville DPW Building		147,500	
Housing Rehabilitation		270,000	270,000
Parish Admin Fee		40,000	40,000
CONSTRUCTION			
Lamar Dixon Improvements		3,900,000	3,900,000
Parish Sewer Construction		4,200,000	4,200,000
Parish Admin Fee		25,000	-
TOTAL COMMUNITY DEVELOP BLOCK GRANT	**19,370,564**	**9,097,500**	**8,925,000**
TOTAL GRANTS	**$ 21,741,374**	**$ 11,989,500**	**$ 10,224,000**

ASCENSION PARISH GOVERNMENT

GLOSSARY / ACRONYMS

PARISH OF ASCENSION

LOUISIANA

GLOSSARY

Adjudicated Property: Property that has been placed in State or local government hands because property taxes have not been paid. Louisiana law allows the governmental body having jurisdiction over the property to sell the property.

Ad Valorem Taxes: Taxes levied on an assessed valuation of real and/or personal property.

Amortize: The payment of an obligation in a series of installments or transfers or the reduction of the value of an asset by prorating its cost over a period of years.

Appropriation: A legislative authorization for expenditures for specific purposes within a specific time frame.

Assessed Value: The value price placed on real and other property as a basis for levying taxes.

Asset: Resources owned or held by a government which has monetary value.

Balanced Budget: A budget in which expenditures do not exceed total available revenues and beginning fund balance.

Benefits: Payments to which participants may be entitled under a pension or group insurance plan.

Bonds: A certificate of debt issued by a government guaranteeing payment of the original investment plus interest by a specified future date.

Budget: An annual financial plan showing projected costs and revenue over a specified time period.

Budgetary Basis: Refers to the basis of accounting used to estimate financing sources and uses in the budget. This generally takes one of three forms: GAAP, cash or modified accrual.

Budgetary Control: The control or management of a government or enterprise in accordance with an approved budget for the purpose of keeping

expenditures within the limitation of available appropriations and available revenues.

Capital Improvements: Projects, which produce long term assets such as roads, buildings, drainage facilities, and parks.

Capital Project Fund: A fund used to account for the receipt and disbursement of resources designated for capital facilities, improvements and equipment.

Debt Service: The payment of principal and interest on borrowed funds. The Parish has debt service for general obligation bonds.

Debt Service Fund: A fund used to account for the monies set aside for the payment of interest and principal to holders of the Parish of Ascension's general obligation bonds.

Departments: Subdivisions of the Parish of Ascension through which services are provided to the citizens. They are directly supervised by the Parish President.

Encumbrance: **T**he commitment of appropriated funds to purchase an item or service. To encumber funds means to set aside or commit funds for a specified expenditure.

Expenditures: Decreases in net financial resources. Expenditures include current operating expenses requiring the present or future use of net current assets, debt service and capital outlays, and intergovernmental grants, and shared revenues.

Fund: A fiscal and accounting entity with a self-balancing set of accounts in which cash and other financial resources, all related liabilities and residual equities, or balances, and changes therein are recorded and segregated to carry on specific activities or attain certain objectives in accordance with special regulations, restrictions or limitations.

Fund Balance: The difference between fund assets and fund liabilities.

General Fund: The general operating fund is used to account for all financial resources except those required to be accounted for in another fund.

GLOSSARY

Goal: A statement of broad direction, purpose or intent based on the needs of the community.

Intergovernmental Revenues: Revenues from other governments in the form of operating grants, entitlements, shared revenues or payments in lieu of taxes.

Millage: The percentage of value that is used in calculating taxes. A mill is defined as 1/10 of 1 percent and is multiplied by the assessed value after any exemptions have been subtracted to calculate tax.

Modified Accrual Basis: A basis of accounting where revenue is recorded when measurable and available, and expenditures are recorded when a liability is incurred.

Net Assets: Total assets minus total liabilities

Objectives: Certain accomplishments a department intends to achieve.

Obligations: Amounts which a government may be legally required to meet out of its resources. They include actual liabilities and encumbrances not yet paid.

Property Tax Mill: The tax rate on real property based on $1.00 per $1,000 of assessed property value. A mill is equal to 1/10 cent.

Revenues: Increases in the net current assets of a governmental fund type from other than expenditure refunds and transfers.

Sales Taxes: Taxes levied upon the sale or consumption of goods and services.

Severance Taxes: Taxes levied upon the value obtained from removing natural resources from land or water.

Special Revenue Fund: A fund used to account for the proceeds of specific revenue sources that are legally restricted to be expended for specified purposes.

State Revenue Sharing: A system of reimbursement from the State of Louisiana. Parish levies of ad valorem taxes are reimbursed for a portion of revenue losses due to the state homestead exemption.

GLOSSARY

Transfers: All inter-fund transactions except loans or advances, quasi-external transactions and reimbursements.

ACRONYMS

CAO:	Chief Administrative Officer
CC:	Community Center
CDBG:	Community Development Block Grant
C.O.E:	Cooperative Office Education
D.A.:	District Attorney
DPW:	Department of Public Works
E.A.:	East Ascension
EECBG:	Energy Efficiency and Conservation Block Grant
EERE:	Energy Efficiency and Renewable Energy
EPA:	Environmental Protection Agency
EPA STAG:	Environmental Protection Agency/State and Tribal Assistance Grant
F.D.:	Fire Department
FEMA:	Federal Emergency Management Assistance
FICA:	Federal Insurance Contributions Act
FINS:	Families In Need of Services
GAAP:	Generally Accepted Accounting Principles. Uniform minimum standards for financial accounting and recordings, encompassing the conventions, rules and procedures that define accepted accounting principles.
GASB:	Governmental Accounting Standards Board
GFOA:	Government Finance Officers Association of the United States and Canada
GIS:	Geographical Information System

ACRONYMS

GSDF:	Governors Safe and Drug Free
HUD:	Housing and urban Development
IRS:	Internal Revenue Service
JP:	Justice of the Peace
La:	Louisiana
LCDBG:	Louisiana Community Development Block Grant
LPN:	Licensed Practical Nurse
LRA:	Louisiana Recovery Authority
S&U:	Sales and Use
SIR:	Self Insured Retention Program
SHSP:	State Homeland Security Program
STP:	Surface Transportation Program
UASI:	Urban Areas Security Initiative Grant
U.S.:	United States
W.A.D:	West Ascension Drainage